GLOBAL INDUSTRIAL SOLUTIONS 2020



- MACHINING
- PNEUMATICS AND INDUSTRIAL COMPONENTS
- ADHESIVES AND FASTENERS
- MAINTENANCE
- TOOLS
- WELDING
- HANDLING AND LIFTING
- WORKSHOP FURNITURE
- CLEANING
- PROTECTION

GISS Roebuck CUTLINE Q-SAFE

GLOBAL
INDUSTRIAL SOLUTIONS

Dear customers,

More and more users share the values that drive us by choosing products from our exclusive brands.

GISS



Roebuck



CUTLINE



Q-SAFE



2020

www.rubix-engineering.com

CONTENTS





Machining

8

DRILLS 14
REAMERS 68
CUTTING TOOLS 96
TAPS 102
END MILLS 132
INSERTS 202
TOOL HOLDING 230
METROLOGY 273
EQUIPMENT 283
ABRASIVES 296

Pneumatics and Industrial Components

326

QUICK COUPLINGS 330
PNEUMATICS FITTINGS 333
PLASTIC TUBINGS 402
AIR BLOW GUNS 405
CYLINDERS 407
AIR TREATMENT 412
BALL VALVES 413
INDUSTRIAL COUPLINGS 416
INDUSTRIAL HOSES 420
PRESSURE GAUSES 422

GLOBAL INDUSTRIAL SOLUTIONS 2020

Adhesives and fasteners 424

 GLUES 426
 SEALANTS 441
 EXPANDING FOAM-GLUES 446
 ADHESIVES 447
 COLLARS 451
 RIVETING PLIER - RIVETS 457
 FASTENER 459
 SETS 461

Tools 522

 STORAGE 524
 CLAMPING TOOLS 572
 ADJUSTABLE PLIERS 636
 VICE 667
 BEVELS 671
 MAGNETS 676
 HAMMERS 681
 BEARING PULLER 698
 SAWS AND SAW BLADES 700
 KNIFES AND BLADES 702
 BOLT CUTTERS 711
 FILES 713
 ELECTROPORTATIVE CONSUMABLES 726
 MEASURING TAPES 736
 BUILDING TOOLS 750
 DRILLS 792
 DIAMOND DISCS 804
 SPECIAL TOOLS 807
 AIR TOOLS 830

Maintenance 472

 AEROSOLS 474
 GREASES 482
 PITCHERS 492
 FUNNELS 493
 SPRAYERS 495
 JERRYCANS 496
 MARKING TOOLS 498
 PAINT 500
 ELECTRICITY 504
 LIGHTING 527
 PADLOCKS 519

Welding 836

 MMA WELDING 838
 MIG WELDING 846
 TIG WELDING 855
 PLASMA CUTTING 869
 FLAME WELDING 873
 TOOLS & ACCESSORIES 884
 WELDER'S PROTECTION 886



Handling and lifting 890

PALLET TRUCK 892
SACK TRUCKS AND CARTS 894
HEIGHT WORKING 901
HYDRAULIC TOE JACKS 905
MANUAL LIFTING 906
LIFTING 912
WEBBING SLINGS 932
CORNERS 936
SLEEVES 937
LASHING SYSTEMS 938

Cleaning 992

VACUUM CLEANERS 994
HIGH-PRESSURE CLEANERS 1009
CLEANING PRODUCTS 1014
TECHNICAL WIPES 1019
WASTE DISPOSAL 1022
CLEANING TROLLEY 1024
CLEANING EQUIPMENT 1025

Workshop furniture 940

WORKSHOP FURNITURE 942
AIR PRODUCTION 964
WATER DISPENSER 966
PICKING BINS 967
STACKABLE AND NESTABLE CONTAINERS 969
EURO NORM CONTAINERS 970
PLASTIC PALLETS 971
STORAGE BOXES 972
STORAGE CHESTS AND TRESTLES 975
RACKING 976

Protection 1032

HEAD PROTECTION 1036
HAND PROTECTION 1054
BODY PROTECTION 1074
FALL PROTECTION 1104
FEET PROTECTION 1112
DISPOSABLE PROTECTION 1131
TYPE 5/6 PROTECTIVE COVERALLS 1139
HAND HYGIENE 1142
SPILLAGE CONTROL 1143
ANTI-FATIGUE & HYGIENE MATS 1148
SITE SAFETY 1153

Exclusive brands for all MRO needs

GISS

The complete range for your industrial maintenance and repair operations

GISS offers a complete and coherent range divided into 10 areas of expertise. This range covers most of your needs for equipment, repair and general maintenance of your industrial tool. **GISS** meets the needs of all professionals without exception, from individual workers to large international accounts. **GISS** is the result of our demanding networks, dedicated to you.

- MACHINING
- MAINTENANCE
- WORKSHOP FURNITURE
- PNEUMATICS AND INDUSTRIAL COMPONENTS
- TOOLS
- CLEANING
- WELDING
- PROTECTION
- ADHESIVES AND FASTENERS
- HANDLING AND LIFTING





Q-SAFE

The protective equipment brand

The Q-SAFE range is composed of the most common protective equipment, and offers a cost effective alternative.

PROTECTION





Roebuck

The brand dedicated to tooling

Roebuck offers a full range of quality tools specifically designed for professionals working in demanding industrial environments.

Roebuck tools have a lifetime warranty, allowing you to trust and use in confidence.

TOOLS



The brand dedicated to machining

CUTLINE is a technical offer designed for your current production uses. It's a clear, understandable offer, relayed daily on the field by our regional business experts.

MACHINING



GISS

A complete universe to serve your industrial maintenance operations, around premium personal protective solutions

GISS offers a complete and coherent range divided into 10 areas of expertise. This range covers most of your needs for personal protection, equipment and general maintenance of your industrial tool. **GISS** meets the needs of all professionals: from individual specialized or versatile workers, to large international accounts with complex needs.

Listening to your problems, **GISS** is a demanding response designed by our experts at your service.

SIMPLICITY, EFFICIENCY AND RELIABILITY:

All products, adapted to your use, satisfy or exceed the applicable standards. They benefit from a precise technical content facilitating your choices, helping to take control of them, following an uncompromising engineering process.

PERSONAL PROTECTION, WELDING AND EQUIPMENT:

The range of **GISS** Personal Protective Equipment gives you the best protection and comfort at the right price. The feedback from our many experts allows us to develop products adapted to your industrial needs, even the most demanding: all **GISS** products are tested and certified, leaving an important place for design and ergonomics. **GISS** is also a wide choice of workshop equipment, welding, cleaning or handling!

SINGLE SOURCE AND AVAILABILITY:

Global Industrial Solutions: **GISS** is a guarantee on a wide range of products to simplify your industrial supplies with a clear choice that is permanently supplied. To bring you the product as soon as you express your need, **GISS** has a central logistics dedicated, efficient and displaying a 97% availability.

- MACHINING
- PNEUMATICS AND INDUSTRIAL COMPONENTS
- ADHESIVES AND FASTENERS
- MAINTENANCE
- TOOLS
- WELDING
- HANDLING AND LIFTING
- WORKSHOP FURNITURE
- CLEANING
- PROTECTION



CUTLINE

The brand dedicated to machining

CUTLINE is a technical offer designed to cover all your uses in production. By choosing CUTLINE you choose irreproachable quality and exceptional productivity results.

Developed according to feedback from users and in close collaboration with our experts, and manufactured according to our own specifications, each CUTLINE product is tested and approved, which ensures a high level of performance.

The CUTLINE offer materializes through a clear, understandable offer, relayed daily by our regional business experts.

Close to you, these professionals will answer your questions and provide you with the appropriate technical solution for your current machining needs.

This proximity is the CUTLINE signature of the relationship of trust that we have with you and all our customers.

MACHINING





Roebuck

The brand dedicated to tooling



Roebuck is one of the oldest brands of hand tools in the world: using a Roebuck product means having more than 125 years of tooling experience!

Roebuck offers a full range of quality tools specifically designed for professionals working in demanding industrial environments.

Roebuck offers a complete range, of industrial quality with an excellent quality / price ratio.

An effective and proven solution that allows users to reduce their overall purchasing budget without compromising quality or performance.

Roebuck tools have a lifetime warranty that allows you to use with confidence.

TOOLS



What makes **the difference**



With more than 125 years of experience, **Roebuck** tools are built to last. All our know-how allows us to have confidence in our tools and offers you the Lifetime Warranty.

As a result, Rubix Engineering will repair or replace, free of charge, any **Roebuck** tool that does not meet our demanding longevity and durability requirements, under the conditions specified in the sales Terms & Conditions.

This warranty applies to our entire **Roebuck** range reserved for professionals, with the exception of cutting tools and abrasive tools, so-called consumables, that is to say deteriorating while using (saw blades, blades cutters, drills, batteries, power packs, screwdriver bits...), pneumatic tools, dynamometric tools, measuring tools or products, calibration and / or calibration, and workshop maids.

Rubix Engineering undertakes to repair, replace or offer an alternative to the tool concerned (subject to the availability of stocks and applicable regulations).

In the case of a warranty claim mentioned above, the products must be reported to your nearest RUBIX subsidiary*.

If you have any questions regarding our **Roebuck** Lifetime Warranty, you can contact your nearest RUBIX subsidiary, or contact us at:
info-rubix-engineering@rubix-group.com

*Lifetime Warranty claims require the return of the defective Roebuck tool, along with the proof of purchase. See Sales Terms & Conditions.

Our commitment to quality

Product development

Quality is at the heart of our product development. We follow a rigorous quality process at all key stages of development: from design to manufacturing.

Accurate and demanding specifications list all the technical criteria to meet our customers' needs in terms of quality, safety, performance, use and ergonomics, for daily professional use.



SAFETY

- ✓ Designed for safe use
- ✓ Product Certification
- ✓ Compliance with standards and regulations

ERGONOMICS

- ✓ Optimum user comfort
- ✓ Vibration reduction, limitation of musculoskeletal disorders

QUALITY

PERFORMANCE AND SUSTAINABILITY

- ✓ Verification of technical design features
- ✓ Validation of resistance criteria and durability

Quality controls

The quality of our products is regularly checked to ensure that the technical and regulatory requirements of our demanding specifications are met.

Quality controls are carried out by specialized independent organizations as well as by our quality team.





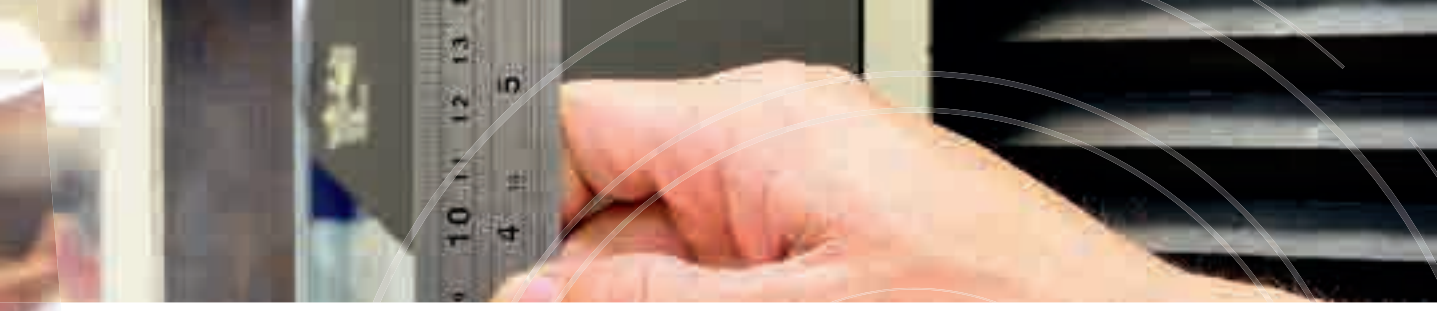

Customer service

We also provide the technical documentation as well as the certificates of conformity for our products on our website's products page.

In order to give you complete satisfaction, our after-sales service is available to ensure fast and appropriate solutions concerning all your requests concerning warranty, exchange, repair or spare parts for our products. You can contact us at:

aftersale-rubix-engineering@rubix-group.com

www.rubix-engineering.com

Our commitment to social and environmental responsibility

We make sure that our products are manufactured in compliance with local and international rules and according to the recommendations of the International Labor Organization on the improvement of working conditions in the supply chain. In that respect, we are member of Amfori and share with our suppliers the values and principles of the Amfori BSCI (Business Social Compliance Initiative) Code of Conduct.

Environmental protection is also part of our values and we strive to improve the environmental performance of our supply chain especially on waste management, preservation of natural resources and atmospheric emissions.

THE 11 PRINCIPLES
OF THE BSCI CODE OF CONDUCT

- Fair remuneration
- Decent work schedules
- Health and safety at work
- No child labor
- Special protection for young workers
- No precarious job
- No forced labor
- Environmental Protection
- Ethical behavior in business
- Freedom of association and right to collective bargaining
- No discrimination


Machining





DRILLS 14
CENTRE DRILLS 14
SPOTTING DRILLS 16
STEP DRILLS 18
ANNULAR CUTTERS 20
HSS DRILLS 22
CARBIDE DRILLS 51



REAMERS 68



CUTTING TOOLS 96
COUNTERSINKS 96
CUTTING TOOLS 100



TAPS 102



END MILLS 132
CARBIDE END MILLS 134
HSSE END MILLS 194



INSERTS 202



TOOL HOLDING 230



METROLOGY 273



EQUIPMENT 283
WASHERS 283
THREAD REPAIR 284
COOLANT HOSE 289
DEBURRING SYSTEM 293



ABRASIVES 296
CARBIDE BURS 296
BONDED ABRASIVES 302
COATED ABRASIVES 304

What makes **the difference**

The GISS machining range assists you in all your machining applications. Here is a selection for your maintenance.

LATHE MACHINE


Drill chuck


Drill chuck arbor


Revolving lathe centre




HSS drills

Drill with taper shank (from Ø 5)



Countersink



Machine tap



Solid carbide broken tap drill



DRILL PRESS




Drill chuck


Drill chuck arbor


HSS drills

Centre drills



Drill with taper shank (from Ø 5)
Countersink



Machine tap



Solid



carbide broken tap drill



SOLID CARBIDE BUR



11 Shapes & various cut style





What makes the difference

MILLING MACHINE







Roughing shell end mills

Machine tap



Countersink



Solid carbide end mills or hss



End mills Morse taper shank



Solid carbide broken tap drill





HSS drills

DRILLS





Jobber drills roll-forged



HSS drills



HSS drills TiND





HSS drills HSS Co5%



Multi diameter step drill

HANDTOOLS



Die holder

Dies

Countersink



Hand deburring





Caliper



Tapping oil



MACHINING › MATERIAL GROUP

The ISO colours of the material groups are common to all families presented in this catalogue.

=> Cutting conditions ease of reading

=> No risk of error in the appellation and use of the product

ISO COLOUR	MATERIAL GROUP	GISS FAMILY CUTLINE
blue	steels	Taps Milling Cutters Drills Inserts
yellow	stainless steels	
red	cast iron	
green	non-ferrous	
orange	titanium/nickel	

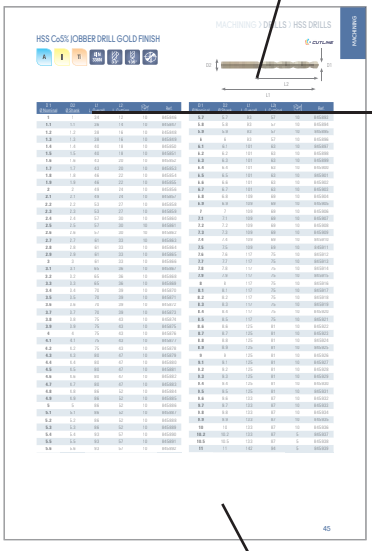

Diagram and dimensions of the tool

Colour code material group

Cutting conditions of the tool
If no advance is marked in the corresponding table, the product is not suitable for the material!

Always the right recommendation.

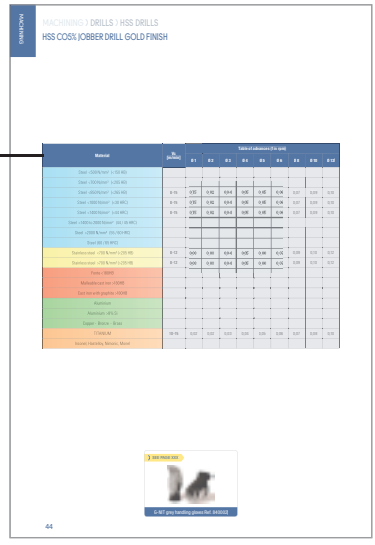

Reference and price with ratings

Find all materials groups at the end of the MACHINING chapter page 314

CUTLINE COATING NAMES EXPLANATIONS

CUTLINE presents in this catalogue products with conventional coatings but also specific coatings to meet particular needs. These exclusive coatings have been subject to extensive customer tests before commercialisation.

In this 2020 selection, you will discover two coating categories:

Standard coatings

GOLD TiAlN TiCN TiN VAP ZIRCO

Specific CUTLINE coatings

OZDY

Coating developed for stainless steel machining. Base TiAlN.

OZMA

Superior to TIALN it is particularly suitable for 2-3 and 4 teeth carbide milling cutters as well as aluminum milling cutters. Base TiAlN.

OZMAX

Developed for our 4-tooth offset milling cutter, it provides complete coverage in steel, stainless steel and cast iron. Base TiAlN.

OZMD

Developed for our range of carbide drills, this coating offers a wide range of use in many materials. Base TiAlN.

OZMX

Most suitable coating when working with materials such as nickel, titanium or stainless steel. Base AlCrN.

HDMX

Intended for intensive use. Base AlCrN

CENTRE DRILL - HSS - A TYPE - 60° - STANDARD



fab. | DIN 333A | 60°

D1 Ø Tip	D2 Ø of body	L1 L. Overall	L2 L. Cutting	Ref.
0,50	3	31	0,90	726896
1	4	35	1,70	726897
1.5	5	40	2,60	726898
2	6	45	3.1	726899
2.5	8	50	3.8	726900
3	8	50	4.6	726901
3	10	55	4.6	726902
4	10	55	5.9	726903
4	12	63	5.9	726904
5	12	63	7.2	726905

CENTRE DRILL SET - HSS - A TYPE - 60° - STANDARD



DIN 333A | 60°

Number of drill bits	The set composition	Ref.
7	4x1 - 5x1.5 - 6x2 - 8x2.5 - 8x3 - 10x4 - 12x5	862086

CENTRE DRILL - HSS - TIN COATED - A TYPE - 60° - STANDARD



DIN 333A | 60° | TiN

D1 Ø Tip	D2 Ø of body	L1 L. Overall	L2 L. Cutting	Ref.
1	4	35	1,70	862484
1.5	5	40	2,60	862485
2	6	45	3.1	862486
2.5	8	50	3.8	862487
3	8	50	4.6	862488
3	10	55	4.6	862489
4	10	55	5.9	862490
4	12	63	5.9	862491
5	12	63	7.2	862492

CENTRE DRILL SET - HSS - TIN COATED A TYPE - 60° - STANDARD



DIN 333A | 60° | TiN

Number of drill bits	The set composition	Ref.
7	4x1 - 5x1.5 - 6x2 - 8x2.5 - 8x3 - 10x4 - 12x5	862088

CENTRE DRILL - HSS Co5% - A TYPE - 60° - LONG SERIES

DIN 333A | 60°

D1 Ø Tip	D2 Ø of body	L1 L. Overall	L2 L. Cutting	Ref.
1	4	100	1,70	862494
1.5	5	100	2,60	862495
2	6	100	3.1	862496
2.5	8	100	3.8	862497
3	8	100	4.6	862498
3	10	100	4.6	862499
4	10	100	5.9	862500
4	12	100	5.9	862501
5	12	100	7.2	862502

CUTLINE

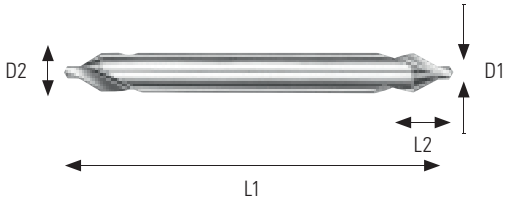

CENTRE DRILL - SOLID CARBIDE - A TYPE - 60° - STANDARD

DIN 333A | 60°

D1 Ø Tip	D2 Ø of body	L1 L. Overall	L2 L. Cutting	Ref.
1	4	35	1,70	862504
1.5	5	40	2,60	862505
2	6	45	3.1	862506
2.5	8	50	3.8	862507
3	8	50	4.6	862508
3	10	55	4.6	862509
4	10	55	5.9	862510
5	12	63	7.2	862511

CUTLINE



SPOTTING DRILL - HSS Co5% - 90° - STANDARD

ISO 10898 | h6 | 90°

D 1 Ø Nominal	D2 Ø Shank	L1 L. Overall	L2 L. Cutting	Ref.
3	3	50	10	702359
4	4	52	12	702360
5	5	60	15	702361
6	6	66	20	702362
8	8	79	25	702363
10	10	89	25	702364
12	12	102	30	702366

CUTLINE



SPOTTING DRILL SET - HSS Co5% - 90° - STANDARD

Standard: ISO 10898

fab. | h6 | ISO 10898 | 90°

Number of drill bits	The set composition	Ref.
6	Ø3 - Ø4 - Ø5 - Ø6 - Ø8 - Ø10	862090

CUTLINE



CUTLINE

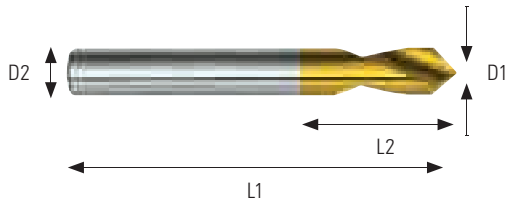

SPOTTING DRILL - HSS Co5% - TIN COATED - 90° - STANDARD

ISO 10898 | h6 | 90° | TiN

D 1 Ø Nominal	D2 Ø Shank	L1 L. Overall	L2 L. Cutting	Ref.
3	3	50	10	862513
4	4	52	12	862514
5	5	60	15	862515
6	6	66	20	862516
8	8	79	25	862517
10	10	89	25	862518
12	12	102	30	862519

CUTLINE



SPOTTING DRILL SET - HSS Co5% - TIN COATED - 90° - STANDARD

ISO 10898 | h6 | 90° | TiN

Number of drill bits	The set composition	Ref.
6	Ø3 - Ø4 - Ø5 - Ø6 - Ø8 - Ø10	862092

CUTLINE

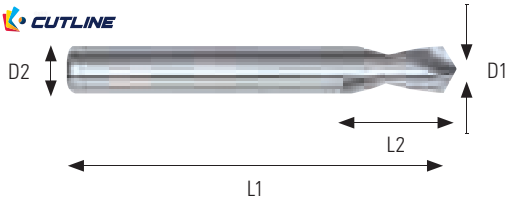

SPOTTING DRILL - HSS Co5% - 120° - STANDARD

ISO 10898 | h6 | 120°

D 1 Ø Nominal	D2 Ø Shank	L1 L. Overall	L2 L. Cutting	Ref.
3	3	50	10	862521
4	4	52	12	862522
5	5	60	15	862523
6	6	66	20	862524
8	8	79	25	862525
10	10	89	25	862526
12	12	102	30	862527

CUTLINE

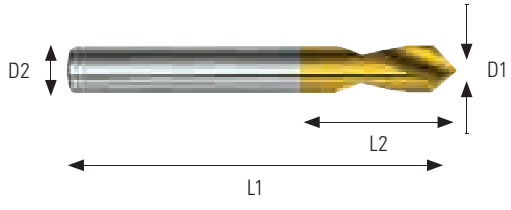

SPOTTING DRILL - HSS Co5% - TIN COATED - 120° - STANDARD

ISO 10898 | h6 | 120° | TiN

D 1 Ø Nominal	D2 Ø Shank	L1 L. Overall	L2 L. Cutting	Ref.
3	3	50	10	862531
4	4	52	12	862532
5	5	60	15	862533
6	6	66	20	862534
8	8	79	25	862535
10	10	89	25	862536
12	12	102	30	862537

SPOTTING DRILL - SOLID CARBIDE - 90° - STANDARD

h5 | 90°

D 1 Ø Nominal	D2 Ø Shank	L1 L. Overall	L2 L. Cutting	Ref.
3	3	45	10	847159
4	4	50	12	847160
5	5	50	15	847161
6	6	50	18	847162
8	8	60	23	847163
10	10	70	24	847164
12	12	70	24	847165

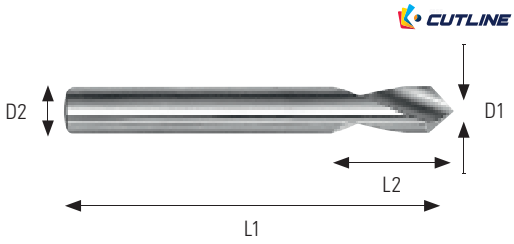

SPOTTING DRILL - SOLID CARBIDE - HDMX - 90° - STANDARD

h5 | 90° | HDMX

D 1 Ø Nominal	D2 Ø Shank	L1 L. Overall	L2 L. Cutting	Ref.
3	3	45	10	847166
4	4	50	12	847167
5	5	50	15	847168
6	6	50	18	847169
8	8	60	23	847170
10	10	70	24	847171
12	12	70	24	847173

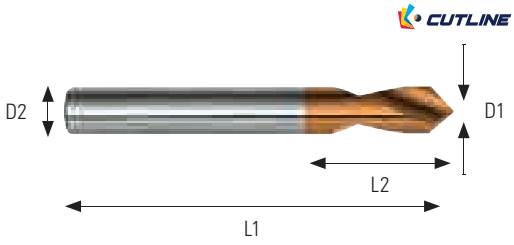

SPOTTING DRILL - SOLID CARBIDE - 120° - STANDARD

h5 | 120°

D 1 Ø Nominal	D2 Ø Shank	L1 L. Overall	L2 L. Cutting	Ref.
3	3	45	10	862541
4	4	50	12	862542
5	5	50	15	862543
6	6	50	18	862544
8	8	60	23	862545
10	10	70	24	862546
12	12	70	24	862547

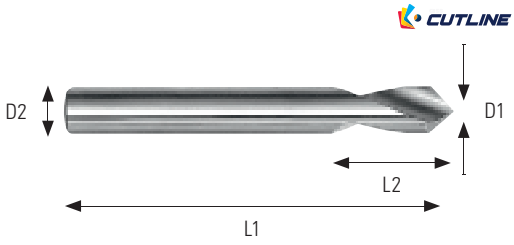

SPOTTING DRILL - SOLID CARBIDE - HDMX - 120° - STANDARD

h5 | 120° | HDMX

D 1 Ø Nominal	D2 Ø Shank	L1 L. Overall	L2 L. Cutting	Ref.
3	3	45	10	855285
4	4	50	12	855286
5	5	50	15	855287
6	6	50	18	855288
8	8	60	23	855289
10	10	70	24	855290
12	12	70	24	855291

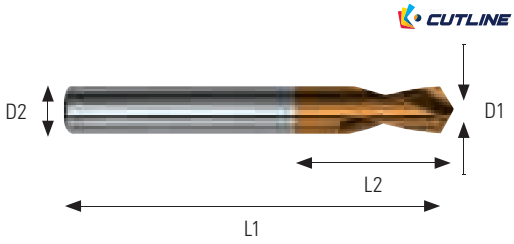

GISS



HSS STEP DRILL

HSS-13 levels from 4 to 30 mm
For thin sheet metal < 3 mm, PVC plastic.
Tip angle: 118°
No burrs, no ridge build-up.

fab. HSS

Diameter (mm)	Ref.
4 to 30	864120

GISS



+ 60° deburring on tool head

HSS STEP DRILL SET

For thin sheets and materials up to 3mm maximum.
Helical flutes facilitate drill penetration and chip evacuation.
Marked diameters. Deburring at 60°. End Sharpening: 118°
Three-flat tail for better tightening.
Made in France.

fab. HSS

Content (Ø)	Materials	Vc (M/min)	Tm (RPM) Ø4	Tm (RPM) Ø12	Tm (RPM) Ø20	TM (RPM) Ø 38	Ref.
4-12/4-20/4-30							853465
	Plastic	15	1200	400	240	130	
	Cast iron products	10	800	270	160	90	
	Steels	20	1600	530	320	170	
	Aluminum	30	2400	800	500	250	
	Copper	35	2800	930	560	300	

› SEE PAGE 718



Set of needle files Ref. 847769

HSS STEP DRILL TIN

GISS

For thin sheets and materials up to 3mm maximum.
TiN coating for extended tool life.
Helical flutes facilitating the penetration of the stepped drill.
Marked diameters. Deburring at 60°. End Sharpening: 118°.
Three-flat tail for better tightening.
Made in France.

fab. HSS TiN



+ 60° deburring on tool head

Ø (mm)	Ref.
4-12	853467
4-20	853468
4-30	853469
6-38	853470

HSS STEP DRILL TIN SET

GISS

For thin sheets and materials up to 3mm maximum.
TiN coating for extended tool life.
Helical flutes facilitating the penetration of the stepped drill.
Marked diameters. Deburring at 60°. End Sharpening: 118°
Three-flat tail for better tightening.
Made in France.

fab. HSS TiN



+ 60° deburring on tool head

Content (Ø)	Ref.
4-12 / 4-20 / 4-30	853472

› SEE PAGE 1040



Glasses G-GRINDER Ref. 840358

GISS

HSS ANNULAR CUTTER LENGTH: 30 MM



Diameter	Length	Shank	Ref.
12	30	19.05	866663
13	30	19.05	866664
13.5	30	19.05	866665
14	30	19.05	866666
15	30	19.05	866667
15.5	30	19.05	866668
16	30	19.05	866669
17	30	19.05	866670
17.5	30	19.05	866671
18	30	19.05	866672
19	30	19.05	866673
19.5	30	19.05	866674
20	30	19.05	866675
21	30	19.05	866676
21.5	30	19.05	866677
22	30	19.05	866678
23	30	19.05	866679
24	30	19.05	866680
25	30	19.05	866681
26	30	19.05	866682
26.5	30	19.05	866683
27	30	19.05	866684
28	30	19.05	866685

Diameter	Length	Shank	Ref.
29	30	19.05	866686
30	30	19.05	866687
31	30	19.05	866688
32	30	19.05	866689
33	30	19.05	866690
34	30	19.05	866691
35	30	19.05	866692
36	30	19.05	866693
37	30	19.05	866694
38	30	19.05	866695
39	30	19.05	866696
40	30	19.05	866697
41	30	19.05	866698
42	30	19.05	866699
43	30	19.05	866700
44	30	19.05	866701
45	30	19.05	866702
46	30	19.05	866703
47	30	19.05	866704
48	30	19.05	866705
49	30	19.05	866706
50	30	19.05	866707

GISS

HSS PILOT DRILL FOR ANNULAR CUTTER LG.30



Diameter	Length	Ref.
6.3	79	866709

› SEE PAGE 276



Mechanical sliding foot Ref. 865146

HSS ANNULAR CUTTER LENGTH: 55 MM

GISS



Diameter	Length	Shank	Ref.
12	55	19.05	866711
13	55	19.05	866712
13.5	55	19.05	866713
14	55	19.05	866714
15	55	19.05	866715
15.5	55	19.05	866716
16	55	19.05	866717
17	55	19.05	866718
17.5	55	19.05	866719
18	55	19.05	866720
19	55	19.05	866721
19.5	55	19.05	866722
20	55	19.05	866723
21	55	19.05	866724
21.5	55	19.05	866725
22	55	19.05	866726
23	55	19.05	866727
24	55	19.05	866728
25	55	19.05	866729
26	55	19.05	866730
26.5	55	19.05	866731
27	55	19.05	866732
28	55	19.05	866733

Diameter	Length	Shank	Ref.
29	55	19.05	866734
30	55	19.05	866735
31	55	19.05	866736
32	55	19.05	866737
33	55	19.05	866738
34	55	19.05	866739
35	55	19.05	866740
36	55	19.05	866741
37	55	19.05	866742
38	55	19.05	866743
39	55	19.05	866744
40	55	19.05	866745
41	55	19.05	866746
42	55	19.05	866747
43	55	19.05	866748
44	55	19.05	866749
45	55	19.05	866750
46	55	19.05	866751
47	55	19.05	866752
48	55	19.05	866753
49	55	19.05	866754
50	55	19.05	866755

HSS PILOT DRILL FOR ANNULAR CUTTER LG.55

GISS

Diameter	Length	Ref.
6.3	102	866757



› SEE PAGE 735



Hole saw sets maintenance Ref. 865601

GISS



HSS JOBBER DRILL ROLL- FORGED

Ideal for conventional maintenance applications

DIN 338 | HSS

Diameter	Thread dimension		Ref.
0.3		10	863934
0.4		10	863935
0.5		10	863936
0.6		10	863937
0.7		10	863938
0.8		10	863939
0.9		10	863940
1		10	863941
1.1		10	863942
1.2		10	863943
1.25		10	863944
1.3		10	863945
1.4		10	863946
1.5		10	863947
1.6	M2	10	863948
1.7		10	863949
1.8		10	863950
1.9		10	863951
2		10	863952
2.1		10	863953
2.2		10	863954
2.25		10	863955
2.3		10	863956
2.4		10	863957
2.5	M3	10	863958
2.6		10	863959
2.7		10	863960
2.8		10	863961
2.9		10	863962
3		10	863963
3.1		10	863964
3.2		10	863965
3.25		10	863966
3.3	M4	10	863967
3.4		10	863968
3.5		10	863969
3.6		10	863970
3.7		10	863971
3.8		10	863972
3.9		10	863973
4		10	863974
4.1		10	863975
4.2	M5	10	863976
4.25		10	863977
4.3		10	863978
4.4		10	863979
4.5		10	863980
4.6		10	863981
4.7		10	863982
4.8		10	863983
4.9		10	863984
5	M6	10	863985
5.1		10	863986
5.2		10	863987
5.25		10	863988
5.3		10	863989

Diameter	Thread dimension		Ref.
5.4		10	863990
5.5		10	863991
5.6		10	863992
5.7		10	863993
5.8		10	863994
5.9		10	863995
6	M7	10	863996
6.1		10	863997
6.2		10	863998
6.25		10	863999
6.3		10	864000
6.4		10	864001
6.5		10	864002
6.6		10	864003
6.7		10	864004
6.75	M8	10	864005
6.8		10	864006
6.9		10	864007
7		10	864008
7.1		10	864009
7.2		10	864010
7.5		10	864011
7.75	M9	10	864012
7.8		10	864013
7.9		10	864014
8		10	864015
8.1		10	864016
8.2		10	864017
8.25		10	864018
8.3		10	864019
8.4		10	864020
8.5	M10	10	864021
8.6		10	864022
8.75		10	864023
9		10	864024
9.25		10	864025
9.5	M11	10	864026
9.8		10	864027
10		10	864028
10.1		10	864029
10.2	M12	10	864030
10.3		10	864031
10.4		10	864032
10.5		5	864033
11		5	864034
11.2		5	864035
11.5		5	864036
12	M14	5	864037
12.5		5	864038
13		5	864039
13.5		5	864040
14		5	864041
14.5		5	864042
15		5	864043
15.5		5	864044
16		5	864045

HSS JOBBER DRILLS ROLL FORGED SET

GISS

Set of 19 rolled cylindrical drills - HSS.

DIN 338 | HSS

Number of pieces	Diameter (mm)	Ref.
19	1 to 10 by 1/2	864087
25	1 to 13 by 1/2	864088



HSS DRILL TAPER SHANK ROLL- FORGED

GISS

Laminated HSS morse taper shank drill bit.
Use:
- stationary maintenance machines
- low-alloy steels

DIN 345 | HSS



Diameter	Morse taper shank	Ref.
5	CM 1	652418
6,5	CM 1	652419
8,5	CM 1	652420
10	CM 1	652421
10,25	CM 1	652422
10,5	CM 1	652423
10,75	CM 1	652424
11,5	CM 1	652425
11,75	CM 1	652426
12	CM 1	652427
12,5	CM 1	652428
13	CM 1	652429
13,5	CM 1	652430
14	CM 1	652431
14,5	CM 2	652432
15	CM 2	652433
15,5	CM 2	652435
16	CM 2	652436
16,5	CM 2	652437
17	CM 2	652438
17,5	CM 2	652439
18	CM 2	652440

Diameter	Morse taper shank	Ref.
18,5	CM 2	652441
19	CM 2	652442
19,5	CM 2	652443
20	CM 2	652444
20,5	CM 2	652445
21	CM 2	652446
21,5	CM 2	652447
22	CM 2	652448
22,5	CM 2	652449
23	CM 2	652450
24	CM 3	652451
24,5	CM 3	652452
25	CM 3	652453
25,5	CM 3	652454
26	CM 3	652455
27	CM 3	652456
28	CM 3	652457
29	CM 3	652458
30	CM 3	652459
31	CM 3	652460
32	CM 4	652461

› SEE PAGE 1066



G-CUT NIT D gloves Ref. 880371

GISS

HSS JOBBER DRILL SELF CENTERING

Cylindrical self-centering HSS drill bit.
Use:
- portable electric machines
- stationary maintenance machines
- low-alloy steels



DIN 338N | 118° | 30° | A | A-C | F

Diameter	Taper dimension		Ref.
2		10	864095
2,5	M3	10	864096
3		10	864097
3,3	M4	10	864098
3,5		10	864099
4		10	864100
4,2	M5	10	864101
4,5		10	864102
5	M6	10	864103
5,5		10	864104
6	M7	10	864105
6,5		10	864106

Diameter	Taper dimension		Ref.
6,8	M8	10	864107
7		10	864108
7,5		10	864109
7,8	M9	10	864110
8		10	864111
8,5	M10	10	864112
9		10	864113
9,5	M11	10	864114
10		10	864115
10,2	M12	10	864116
11		5	864117
12	M14	5	864118

GISS

HSS JOBBER DRILL SELF CENTERING SET



DIN 338N | 118° | 30° | A | A-C | F

Parts	Number of drill bits	Ref.
From Ø1 to Ø10 by 1/2	19	862398
From Ø1 to Ø13 by 1/2	25	862399

HSS JOBBER DRILL TIND

GISS

Standard: DIN 338

To be used with alloy and non-alloy steel (1100 N/mm²), cast iron, bronze, brass and low-alloy aluminiums.
For plastics, can be suitable for stainless steel.
Cross drill bit. Angle 118°.
Coating: 2300 HV (VICKERS hardness)



DIN 338 | HSS | 118° | N 30°

Diameter		Ref.
1	10	854000
1,5	10	854005
1,6	10	854006
2	10	854010
2,5	10	854015
3	10	854020
3,2	10	854022
3,3	10	854023
3,5	10	854025
4	10	854030
4,2	10	854032
4,5	10	854035
5	10	854040
5,5	10	854045
6	10	854050
6,5	10	854055

Diameter		Ref.
6,7	10	854057
6,8	10	854058
7	10	854060
7,5	10	854063
8	10	854065
8,5	10	854068
9	10	854069
9,5	10	854071
10	10	854072
10,2	10	854073
10,5	5	854074
11	5	854075
11,5	5	854076
12	5	854077
12,5	5	854078
13	5	854079

HSS JOBBER DRILL TIND SET

GISS

For alloyed and non-allied steels (110 N/mm²), cast iron, bronze, brass and low alloy aluminium.
For plastics, can be suitable for stainless steel.
Cross sharpening.
Angle 118°.
Coating: 2300 HV.



DIN 338 | HSS | 118° | N 30°

Number of pieces	Diameter	Ref.
19	1 to 10 by 1/2	854081
25	1 to 13 by 1/2	854083

GISS

HSS DRILL MORSE TAPER SHANK



A | F | A-C | DIN 345N | 30° | 118°

D 1 Ø Nominal	D2 Ø Shank	L1 L. Overall	L2 L. Cutting	Ref.
10	CM1	168	87	863888
10,5	CM1	168	87	863889
11	CM1	175	94	863890
11,5	CM1	175	94	863891
12	CM1	182	101	863892
12,5	CM1	182	101	863893
13	CM1	182	101	863894
13,5	CM1	189	108	863895
14	CM1	189	108	863896
14,5	CM2	212	114	863897
15	CM2	212	114	863898
15,5	CM2	218	120	863899
16	CM2	218	120	863900
16,5	CM2	223	125	863901
17	CM2	223	125	863902
17,5	CM2	228	130	863903
18	CM2	228	130	863904

D 1 Ø Nominal	D2 Ø Shank	L1 L. Overall	L2 L. Cutting	Ref.
18,5	CM2	233	135	863905
19	CM2	233	135	863906
19,5	CM2	238	140	863907
20	CM2	238	140	863908
21	CM2	243	145	863909
22	CM2	248	150	863910
23	CM2	253	155	863911
24	CM3	281	160	863912
25	CM3	286	165	863913
26	CM3	286	165	863914
27	CM3	291	170	863915
28	CM3	291	170	863916
29	CM3	296	175	863917
30	CM3	296	175	863918
31	CM3	301	180	863919
32	CM4	334	185	863920

› SEE PAGE 797



Set of 5 MULTI-X concrete drills bits Ref. 853476

› SEE PAGE 798



Set of 7 concrete drills SDS PLUS 3 TRIAX trimmers Ref. 853500

HSS DRILL REDUCED SHANK - BLACKSMITHS

A | F | A-C | DIN 338N | 30° | 118°

CUTLINE



D 1 Ø Nominal	D2 Ø Shank	L1 L. Overall	L2 L. Cutting	Ref.
10.5	10	133	87	861150
11	10	142	94	861151
11.5	10	142	94	861152
12	10	151	101	861153
12.5	10	151	101	861154
13	10	151	101	861155
13.5	12.7	160	108	861156
14	12.7	160	108	861157
14.5	12.7	169	114	861158
15	12.7	169	114	861159
15.5	12.7	178	120	861160
16	12.7	178	120	861161
16.5	12.7	184	125	861162

D 1 Ø Nominal	D2 Ø Shank	L1 L. Overall	L2 L. Cutting	Ref.
17	12.7	184	125	861163
17.5	12.7	191	130	861164
18	12.7	191	130	861165
18.5	12.7	198	135	861166
19	12.7	198	135	861167
19.5	12.7	205	140	861168
20	12.7	205	140	861169
21	12.7	205	145	861170
22	12.7	210	150	861171
23	12.7	210	150	861172
24	12.7	220	160	861173
25	12.7	220	160	861174

› SEE PAGE 794



Set of single twist bits with 6-sided shank
Ref. 866623

HSS STUB DRILL

Material	Vc [m/min]	Table of advances (f in rpm)										
		Ø 1	Ø 2	Ø 3	Ø 4	Ø 5	Ø 6	Ø 8	Ø 10	Ø 12	Ø 16	Ø 20
Steel <500 N/mm² (<150 HB)	25-30	0.04	0.05	0.06	0.07	0.08	0,10	0.12	0.15	0.16	0.18	0.25
Steel <700 N/mm² (<205 HB)	25-30	0.04	0.05	0.06	0.07	0.08	0,10	0.12	0.15	0.16	0.18	0.25
Steel <850 N/mm² (<265 HB)	25-30	0.04	0.05	0.06	0.07	0.08	0,10	0.12	0.15	0.16	0.18	0.25
Steel <1000 N/mm² (<30 HRC)												
Steel <1400 N/mm² (<44 HRC)												
Steel <1400 to 2000 N/mm² (44 / 45 HRC)												
Steel >2000 N/mm² (55 / 60 HRC)												
Steel (60 / 65 HRC)												
Stainless steel <700 N/mm² (<205 HB)												
Stainless steel >700 N/mm² (>205 HB)												
Fonte <180HB	30-35	0.05	0.06	0.09	0,10	0.12	0.15	0.18	0.21	0.25	0,30	0.36
Malleable cast iron >180HB	25-30	0.04	0.05	0.07	0.08	0,10	0.12	0.14	0.17	0,20	0.24	0.28
Cast iron with graphite >180HB	25-30	0.04	0.05	0.07	0.08	0,10	0.12	0.14	0.17	0,20	0.24	0.28
Aluminium	60-80	0.07	0.08	0.11	0.13	0.15	0.19	0.22	0.26	0.32	0.38	0.45
Aluminium >8% Si	60-80	0.07	0.08	0.11	0.13	0.15	0.19	0.22	0.26	0.32	0.38	0.45
Copper - Bronze - Brass												
TITANIUM												
Inconel, Hastelloy, Nimonic, Monel												

› SEE PAGE 1041



G-SUPER PLUS over-spectacle Ref. 865649

HSS STUB DRILL

A | F | A-C | DIN 1897N | 30° | 135°

CUTLINE



D 1 Ø Nominal	D2 Ø Shank	L1 L. Overall	L2 L. Cutting		Ref.
1	1	26	6	10	861211
1.5	1.5	32	9	10	861212
1.6	1.6	34	10	10	861213
1.8	1.8	38	12	10	861214
2	2	38	12	10	861215
2.1	2.1	40	13	10	861216
2.2	2.2	40	13	10	861217
2.3	2.3	40	13	10	861218
2.4	2.4	43	14	10	861219
2.5	2.5	43	14	10	861220
2.6	2.6	43	14	10	861221
2.7	2.7	46	16	10	861222
2.8	2.8	46	16	10	861223
2.9	2.9	46	16	10	861224
3	3	46	16	10	861225
3.1	3.1	49	18	10	861226
3.2	3.2	49	18	10	861227
3.3	3.3	49	18	10	861228
3.4	3.4	52	20	10	861229
3.5	3.5	52	20	10	861230
3.6	3.6	52	20	10	861231
3.7	3.7	52	20	10	861232
3.8	3.8	55	22	10	861233
3.9	3.9	55	22	10	861234
4	4	55	22	10	861235
4.1	4.1	55	22	10	861236
4.2	4.2	55	22	10	861237
4.3	4.3	58	24	10	861238
4.4	4.4	58	24	10	861239
4.5	4.5	58	24	10	861240
4.6	4.6	58	24	10	861241
4.7	4.7	58	24	10	861242
4.8	4.8	62	26	10	861243
4.9	4.9	62	26	10	861244
5	5	62	26	10	861245
5.1	5.1	62	26	10	861246
5.2	5.2	62	26	10	861247
5.3	5.3	62	26	10	861248
5.4	5.4	66	28	10	861249
5.5	5.5	66	28	10	861250
5.6	5.6	66	28	10	861251
5.7	5.7	66	28	10	861252
5.8	5.8	66	28	10	861253

D 1 Ø Nominal	D2 Ø Shank	L1 L. Overall	L2 L. Cutting		Ref.
5.9	5.9	66	28	10	861254
6	6	66	28	10	861255
6.1	6.1	70	31	10	861256
6.2	6.2	70	31	10	861257
6.3	6.3	70	31	10	861258
6.4	6.4	70	31	10	861259
6.5	6.5	70	31	10	861260
6.6	6.6	70	31	10	861261
6.7	6.7	70	31	10	861262
6.8	6.8	74	34	10	861263
7	7	74	34	10	861264
7.2	7.2	74	34	10	861265
7.4	7.4	74	34	10	861266
7.5	7.5	74	34	10	861267
7.8	7.8	79	37	10	861268
8	8	79	37	10	861269
8.5	8.5	79	37	10	861270
9	9	84	40	10	861271
9.1	9.1	84	40	10	861272
9.5	9.5	84	40	10	861273
10	10	89	43	10	861274
10.2	10.2	89	43	5	861275
10.5	10.5	89	43	5	861276
11	11	95	47	5	861277
11.5	11.5	95	47	5	861278
12	12	102	51	5	861279
12.5	12.5	102	51	5	861280
12.7	12.7	102	51	5	861281
13	13	102	51	1	861282
13.5	13.5	107	54	1	861283
14	14	107	54	1	861284
14.5	14.5	111	56	1	861285
15	15	111	56	1	861286
15.5	15.5	115	58	1	861287
16	16	115	58	1	861288
16.5	16.5	119	60	1	861289
17	17	119	60	1	861290
17.5	17.5	123	62	1	861291
18	18	123	62	1	861292
18.5	18.5	127	64	1	861293
19	19	127	64	1	861294
19.5	19.5	131	66	1	861295
20	20	131	66	1	861296

HSS JOBBER DRILL

Material	Vc [m/min]	Table of advances (f in rpm)										
		Ø 1	Ø 2	Ø 3	Ø 4	Ø 5	Ø 6	Ø 8	Ø 10	Ø 12	Ø 16	Ø 20
Steel <500 N/mm² (<150 HB)	25-30	0.04	0.05	0.06	0.07	0.08	0,10	0.12	0.15	0.16	0.18	0.25
Steel <700 N/mm² (<205 HB)	25-30	0.04	0.05	0.06	0.07	0.08	0,10	0.12	0.15	0.16	0.18	0.25
Steel <850 N/mm² (<265 HB)	25-30	0.04	0.05	0.06	0.07	0.08	0,10	0.12	0.15	0.16	0.18	0.25
Steel <1000 N/mm² (<30 HRC)												
Steel <1400 N/mm² (<44 HRC)												
Steel <1400 to 2000 N/mm² (44 / 45 HRC)												
Steel >2000 N/mm² (55 / 60 HRC)												
Steel (60 / 65 HRC)												
Stainless steel <700 N/mm² (<205 HB)												
Stainless steel >700 N/mm² (>205 HB)												
Fonte <180HB	30-35	0.05	0.06	0.09	0,10	0.12	0.15	0.18	0.21	0.25	0,30	0.36
Malleable cast iron >180HB	25-30	0.04	0.05	0.07	0.08	0,10	0.12	0.14	0.17	0,20	0.24	0.28
Cast iron with graphite >180HB	25-30	0.04	0.05	0.07	0.08	0,10	0.12	0.14	0.17	0,20	0.24	0.28
Aluminium	60-80	0.07	0.08	0.11	0.13	0.15	0.19	0.22	0.26	0.32	0.38	0.45
Aluminium >8% Si	60-80	0.07	0.08	0.11	0.13	0.15	0.19	0.22	0.26	0.32	0.38	0.45
Copper - Bronze - Brass												
TITANIUM												
Inconel, Hastelloy, Nimonic, Monel												

CUTLINE



HSS JOBBER DRILL SET

DIN 338N | 118° | 30° | A | A-C | F

Number of drill bits	Content	Ref.
19	From Ø1 to Ø10 by 1/2	845944
25	From Ø1 to Ø13 by 1/2	845946

HSS JOBBER DRILL

A | F | A-C | DIN 338N | 30° | 118°

CUTLINE



D 1 Ø Nominal	D2 Ø Shank	L1 L. Overall	L2 L. Cutting		Ref.
1	1	34	12	10	845744
1.1	1.1	36	14	10	845745
1.2	1.2	38	16	10	845746
1.3	1.3	38	16	10	845747
1.4	1.4	40	18	10	845748
1.5	1.5	40	18	10	845749
1.6	1.6	43	20	10	845750
1.7	1.7	43	20	10	845751
1.8	1.8	46	22	10	845752
1.9	1.9	46	22	10	845753
2	2	49	24	10	845754
2.1	2.1	49	24	10	845755
2.2	2.2	53	27	10	845756
2.3	2.3	53	27	10	845757
2.4	2.4	57	30	10	845758
2.5	2.5	57	30	10	845759
2.6	2.6	57	30	10	845760
2.7	2.7	61	33	10	845761
2.8	2.8	61	33	10	845762
2.9	2.9	61	33	10	845763
3	3	61	33	10	845764
3.1	3.1	65	36	10	845767
3.2	3.2	65	36	10	845765
3.3	3.3	65	36	10	845766
3.4	3.4	70	39	10	845768
3.5	3.5	70	39	10	845769
3.6	3.6	70	39	10	845770
3.7	3.7	70	39	10	845771
3.8	3.8	75	43	10	845772
3.9	3.9	75	43	10	845773
4	4	75	43	10	845774
4.1	4.1	75	43	10	845775
4.2	4.2	75	43	10	845776
4.3	4.3	80	47	10	845777
4.4	4.4	80	47	10	845778
4.5	4.5	80	47	10	845779
4.6	4.6	80	47	10	845780
4.7	4.7	80	47	10	845781
4.8	4.8	86	52	10	845782
4.9	4.9	86	52	10	845783
5	5	86	52	10	845784
5.1	5.1	86	52	10	845785
5.2	5.2	86	52	10	845786
5.3	5.3	86	52	10	845787
5.4	5.4	93	57	10	845788
5.5	5.5	93	57	10	845789
5.6	5.6	93	57	10	845790
5.7	5.7	93	57	10	845791
5.8	5.8	93	57	10	845792
5.9	5.9	93	57	10	845793
6	6	93	57	10	845794

D 1 Ø Nominal	D2 Ø Shank	L1 L. Overall	L2 L. Cutting		Ref.
6.1	6.1	101	63	10	845795
6.2	6.2	101	63	10	845796
6.3	6.3	101	63	10	845797
6.4	6.4	101	63	10	845798
6.5	6.5	101	63	10	845799
6.6	6.6	101	63	10	845800
6.7	6.7	101	63	10	845801
6.8	6.8	109	69	10	845802
6.9	6.9	109	69	10	845803
7	7	109	69	10	845804
7.1	7.1	109	69	10	845805
7.2	7.2	109	69	10	845806
7.3	7.3	109	69	10	845807
7.4	7.4	109	69	10	845808
7.5	7.5	109	69	10	845809
7.6	7.6	117	75	10	845810
7.7	7.7	117	75	10	845811
7.8	7.8	117	75	10	845812
7.9	7.9	117	75	10	845813
8	8	117	75	10	845814
8.1	8.1	117	75	10	845815
8.2	8.2	117	75	10	845816
8.3	8.3	117	75	10	845817
8.4	8.4	117	75	10	845818
8.5	8.5	117	75	10	845819
8.6	8.6	125	81	10	845820
8.7	8.7	125	81	10	845821
8.8	8.8	125	81	10	845822
8.9	8.9	125	81	10	845823
9	9	125	81	10	845824
9.1	9.1	125	81	10	845825
9.2	9.2	125	81	10	845826
9.3	9.3	125	81	10	845827
9.4	9.4	125	81	10	845828
9.5	9.5	125	81	10	845829
9.6	9.6	133	87	10	845830
9.7	9.7	133	87	10	845831
9.8	9.8	133	87	10	845832
9.9	9.9	133	87	10	845833
10	10	133	87	10	845834
10.1	10.1	133	87	5	845835
10.2	10.2	133	87	5	845836
10.3	10.3	133	87	5	845837
10.4	10.4	133	87	5	845838
10.5	10.5	133	87	5	845839
11	11	142	94	5	845840
11.5	11.5	142	94	5	845841
12	12	151	101	5	845842
12.5	12.5	151	101	5	845843
13	13	151	101	1	845844

HSS LONG SERIES DRILL

Material	Vc [m/min]	Table of advances (f in rpm)										
		Ø 1	Ø 2	Ø 3	Ø 4	Ø 5	Ø 6	Ø 8	Ø 10	Ø 12	Ø 16	Ø 20
Steel <500 N/mm² (<150 HB)	25-30	0.04	0.05	0.06	0.07	0.08	0,10	0.12	0.15	0.16	0.18	0.25
Steel <700 N/mm² (<205 HB)	25-30	0.04	0.05	0.06	0.07	0.08	0,10	0.12	0.15	0.16	0.18	0.25
Steel <850 N/mm² (<265 HB)	25-30	0.04	0.05	0.06	0.07	0.08	0,10	0.12	0.15	0.16	0.18	0.25
Steel <1000 N/mm² (<30 HRC)												
Steel <1400 N/mm² (<44 HRC)												
Steel <1400 to 2000 N/mm² (44 / 45 HRC)												
Steel >2000 N/mm² (55 / 60 HRC)												
Steel (60 / 65 HRC)												
Stainless steel <700 N/mm² (<205 HB)												
Stainless steel >700 N/mm² (>205 HB)												
Fonte <180HB	30-35	0.05	0.06	0.09	0,10	0.12	0.15	0.18	0.21	0.25	0,30	0.36
Malleable cast iron >180HB	25-30	0.04	0.05	0.07	0.08	0,10	0.12	0.14	0.17	0,20	0.24	0.28
Cast iron with graphite >180HB	25-30	0.04	0.05	0.07	0.08	0,10	0.12	0.14	0.17	0,20	0.24	0.28
Aluminium	60-80	0.07	0.08	0.11	0.13	0.15	0.19	0.22	0.26	0.32	0.38	0.45
Aluminium >8% Si	60-80	0.07	0.08	0.11	0.13	0.15	0.19	0.22	0.26	0.32	0.38	0.45
Copper - Bronze - Brass												
TITANIUM												
Inconel, Hastelloy, Nimonic, Monel												

› SEE PAGE 1116



Footwear CUMBAL S1P HRO SRC Ref. 862005

HSS LONG SERIES DRILL

A | F | A-C | DIN 340N | 30° | 118°

CUTLINE



D 1 Ø Nominal	D2 Ø Shank	L1 L. Overall	L2 L. Cutting		Ref.
1,0	1,0	56	33	10	861298
1,1	1,1	60	37	10	861299
1,2	1,2	65	41	10	861300
1,3	1,3	65	41	10	861301
1,4	1,4	70	45	10	861302
1,5	1,5	70	45	10	861303
1,6	1,6	76	50	10	861304
1,7	1,7	76	50	10	861305
1,8	1,8	80	53	10	861306
1,9	1,9	80	53	10	861307
2,0	2,0	85	56	10	861308
2,1	2,1	85	56	10	861309
2,2	2,2	90	59	10	861310
2,3	2,3	90	59	10	861311
2,4	2,4	95	62	10	861312
2,5	2,5	95	62	10	861313
2,6	2,6	95	62	10	861314
2,7	2,7	100	66	10	861315
2,8	2,8	100	66	10	861316
2,9	2,9	100	66	10	861317
3,0	3,0	100	66	10	861318
3,1	3,1	106	69	10	861319
3,2	3,2	106	69	10	861320
3,3	3,3	106	69	10	861321
3,4	3,4	112	73	10	861322
3,5	3,5	112	73	10	861323
3,6	3,6	112	73	10	861324
3,7	3,7	112	73	10	861325
3,8	3,8	119	78	10	861326
3,9	3,9	119	78	10	861327
4,0	4,0	119	78	10	861328
4,1	4,1	119	78	10	861329
4,2	4,2	119	78	10	861330
4,3	4,3	126	82	10	861331
4,4	4,4	126	82	10	861332
4,5	4,5	126	82	10	861333
4,6	4,6	126	82	10	861334
4,7	4,7	126	82	10	861335
4,8	4,8	132	87	10	861336
4,9	4,9	132	87	10	861337
5,0	5,0	132	87	10	861338
5,1	5,1	132	87	10	861339
5,2	5,2	132	87	10	861340
5,3	5,3	132	87	10	861341
5,4	5,4	139	91	10	861342
5,5	5,5	139	91	10	861343
5,6	5,6	139	91	10	861344
5,7	5,7	139	91	10	861345
5,8	5,8	139	91	10	861346
5,9	5,9	139	91	10	861347
6,0	6,0	139	91	10	861348
6,1	6,1	148	97	10	861349
6,2	6,2	148	97	10	861350
6,3	6,3	148	97	10	861351
6,4	6,4	148	97	10	861352
6,5	6,5	148	97	10	861353
6,6	6,6	148	97	5	861354
6,7	6,7	148	97	5	861355
6,8	6,8	156	102	5	861356
6,9	6,9	156	102	5	861357
7,0	7,0	156	102	5	861358
7,1	7,1	156	102	5	861359
7,2	7,2	156	102	5	861360
7,3	7,3	156	102	5	861361
7,4	7,4	156	102	5	861362

D 1 Ø Nominal	D2 Ø Shank	L1 L. Overall	L2 L. Cutting		Ref.
7,5	7,5	156	102	5	861363
7,6	7,6	165	109	5	861364
7,7	7,7	165	109	5	861365
7,8	7,8	165	109	5	861366
7,9	7,9	165	109	5	861367
8,0	8,0	165	109	5	861368
8,1	8,1	165	109	5	861369
8,2	8,2	165	109	5	861370
8,3	8,3	165	109	5	861371
8,4	8,4	165	109	5	861372
8,5	8,5	165	109	5	861373
8,6	8,6	175	115	5	861374
8,7	8,7	175	115	5	861375
8,8	8,8	175	115	5	861376
8,9	8,9	175	115	5	861377
9,0	9,0	175	115	5	861378
9,1	9,1	175	115	5	861379
9,2	9,2	175	115	5	861380
9,3	9,3	175	115	5	861381
9,4	9,4	175	115	5	861382
9,5	9,5	175	115	5	861383
9,6	9,6	184	121	5	861384
9,7	9,7	184	121	5	861385
9,8	9,8	184	121	5	861386
9,9	9,9	184	121	5	861387
10,0	10,0	184	121	5	861388
10,2	10,2	184	121	5	861389
10,25	10,25	184	121	1	861390
10,5	10,5	184	121	1	861391
10,75	10,75	195	128	1	861392
10,8	10,8	195	128	1	861393
11,0	11,0	195	128	1	861394
11,25	11,25	195	128	1	861395
11,5	11,5	195	128	1	861396
11,75	11,75	195	128	1	861397
12,0	12,0	205	134	1	861398
12,25	12,25	205	134	1	861399
12,5	12,5	205	134	1	861400
12,75	12,75	205	134	1	861401
13,0	13,0	205	134	1	861402
13,25	13,25	214	140	1	861403
13.5	13.5	214	140	1	861404
13.75	13.75	214	140	1	861405
14,0	14,0	214	140	1	861406
14,25	14,25	220	144	1	861407
14.5	14.5	220	144	1	861408
14.75	14.75	220	144	1	861409
15,0	15,0	220	144	1	861410
15,25	15,25	227	149	1	861411
15.5	15.5	227	149	1	861412
15.75	15.75	227	149	1	861413
16,0	16,0	227	149	1	861414
16,25	16,25	235	154	1	861415
16.5	16.5	235	154	1	861416
16.75	16.75	235	154	1	861417
17,0	17,0	235	154	1	861418
17,25	17,25	241	158	1	861419
17.5	17.5	241	158	1	861420
17.75	17.75	241	158	1	861421
18,0	18,0	241	158	1	861422
18,25	18,25	241	158	1	861423
18.5	18.5	247	162	1	861424
19,0	19,0	247	162	1	861425
19,5	19,5	254	166	1	861426
20,0	20,0	254	166	1	861427

HSS JOBBER TIN COATED DRILL

Material	Vc [m/min]	Table of advances (f in rpm)								
		Ø1	Ø2	Ø3	Ø4	Ø5	Ø6	Ø8	Ø10	Ø12
Steel <500 N/mm² (<150 HB)	33-40	0.04	0.05	0.06	0.07	0.08	0,10	0.12	0.15	0.16
Steel <700 N/mm² (<205 HB)	33-40	0.04	0.05	0.06	0.07	0.08	0,10	0.12	0.15	0.16
Steel <850 N/mm² (<265 HB)	33-40	0.04	0.05	0.06	0.07	0.08	0,10	0.12	0.15	0.16
Steel <1000 N/mm² (<30 HRC)										
Steel <1400 N/mm² (<44 HRC)										
Steel <1400 to 2000 N/mm² (44 / 45 HRC)										
Steel >2000 N/mm² (55 / 60 HRC)										
Steel (60 / 65 HRC)										
Stainless steel <700 N/mm² (<205 HB)										
Stainless steel >700 N/mm² (>205 HB)										
Fonte <180HB	40-45	0.05	0.06	0.09	0.1	0.12	0.15	0.18	0.21	0.25
Malleable cast iron >180HB	33-40	0.04	0.05	0.07	0.08	0,10	0.12	0.14	0.17	0,20
Cast iron with graphite >180HB	33-40	0.04	0.05	0.07	0.08	0,10	0.12	0.14	0.17	0,20
Aluminium	80-105	0.07	0.08	0.11	0.13	0.15	0.19	0.22	0.26	0.32
Aluminium >8% Si	80-105	0.07	0.08	0.11	0.13	0.15	0.19	0.22	0.26	0.32
Copper - Bronze - Brass										
TITANIUM										
Inconel, Hastelloy, Nimonic, Monel										

CUTLINE



HSS JOBBER TIN COATED DRILL SET

A | F | A-C | DIN 338N | 30° | 130° | TiN

Content	Number of drill bits	Ref.
From Ø1 to Ø10 by 1/2	19	860896
From Ø1 to Ø13 by 1/2	25	860897

HSS JOBBER TIN COATED DRILL

A | F | A-C | DIN 338N | 30° | 130° | TiN

CUTLINE

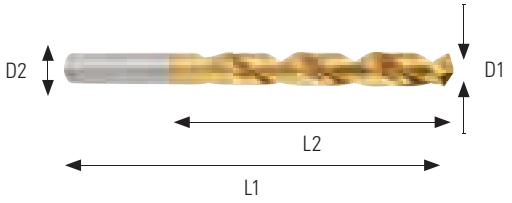

D 1 Ø Nominal	D2 Ø Shank	L1 L. Overall	L2 L. Cutting		Ref.
1	1	34	12	10	860774
1.1	1.1	36	14	10	860775
1.2	1.2	38	16	10	860776
1.3	1.3	38	16	10	860777
1.4	1.4	40	18	10	860778
1.5	1.5	40	18	10	860779
1.6	1.6	43	20	10	860780
1.7	1.7	43	20	10	860781
1.8	1.8	46	22	10	860782
1.9	1.9	46	22	10	860783
2	2	49	24	10	860784
2.1	2.1	49	24	10	860785
2.2	2.2	53	27	10	860786
2.3	2.3	53	27	10	860787
2.4	2.4	57	30	10	860788
2.5	2.5	57	30	10	860789
2.6	2.6	57	30	10	860790
2.7	2.7	61	33	10	860791
2.8	2.8	61	33	10	860792
2.9	2.9	61	33	10	860793
3	3	61	33	10	860794
3.1	3.1	65	36	10	860795
3.2	3.2	65	36	10	860796
3.3	3.3	65	36	10	860797
3.4	3.4	70	39	10	860798
3.5	3.5	70	39	10	860799
3.6	3.6	70	39	10	860800
3.7	3.7	70	39	10	860801
3.8	3.8	75	43	10	860802
3.9	3.9	75	43	10	860803
4	4	75	43	10	860804
4.1	4.1	75	43	10	860805
4.2	4.2	75	43	10	860806
4.3	4.3	80	47	10	860807
4.4	4.4	80	47	10	860808
4.5	4.5	80	47	10	860809
4.6	4.6	80	47	10	860810
4.7	4.7	80	47	10	860811
4.8	4.8	86	52	10	860812
4.9	4.9	86	52	10	860813
5	5	86	52	10	860814
5.1	5.1	86	52	10	860815
5.2	5.2	86	52	10	860816
5.3	5.3	86	52	10	860817
5.4	5.4	93	57	10	860818
5.5	5.5	93	57	10	860819
5.6	5.6	93	57	10	860820
5.7	5.7	93	57	10	860821
5.8	5.8	93	57	10	860822
5.9	5.9	93	57	10	860823
6	6	93	57	10	860824
6.1	6.1	101	63	10	860825
6.2	6.2	101	63	10	860826
6.3	6.3	101	63	10	860827
6.4	6.4	101	63	10	860828
6.5	6.5	101	63	10	860829
6.6	6.6	101	63	10	860830
6.7	6.7	101	63	10	860831
6.8	6.8	109	69	10	860832
6.9	6.9	109	69	10	860833
7	7	109	69	10	860834

D 1 Ø Nominal	D2 Ø Shank	L1 L. Overall	L2 L. Cutting		Ref.
7.1	7.1	109	69	10	860835
7.2	7.2	109	69	10	860836
7.3	7.3	109	69	10	860837
7.4	7.4	109	69	10	860838
7.5	7.5	109	69	10	860839
7.6	7.6	117	75	10	860840
7.7	7.7	117	75	10	860841
7.8	7.8	117	75	10	860842
7.9	7.9	117	75	10	860843
8	8	117	75	10	860844
8.1	8.1	117	75	10	860845
8.2	8.2	117	75	10	860846
8.3	8.3	117	75	10	860847
8.4	8.4	117	75	10	860848
8.5	8.5	117	75	10	860849
8.6	8.6	125	81	10	860850
8.7	8.7	125	81	10	860851
8.8	8.8	125	81	10	860852
8.9	8.9	125	81	10	860853
9	9	125	81	10	860854
9.1	9.1	125	81	10	860855
9.2	9.2	125	81	10	860856
9.3	9.3	125	81	10	860857
9.4	9.4	125	81	10	860858
9.5	9.5	125	81	10	860859
9.6	9.6	133	87	10	860860
9.7	9.7	133	87	10	860861
9.8	9.8	133	87	10	860862
9.9	9.9	133	87	10	860863
10	10	133	87	10	860864
10.1	10.1	133	87	5	860865
10.2	10.2	133	87	5	860866
10.3	10.3	133	87	5	860867
10.4	10.4	133	87	5	860868
10.5	10.5	133	87	5	860869
10.6	10.6	133	87	5	860870
10.7	10.7	142	94	5	860871
10.8	10.8	142	94	5	860872
10.9	10.9	142	94	5	860873
11	11	142	94	5	860874
11.1	11.1	142	94	5	860875
11.2	11.2	142	94	5	860876
11.3	11.3	142	94	5	860877
11.4	11.4	142	94	5	860878
11.5	11.5	142	94	5	860879
11.6	11.6	142	94	5	860880
11.7	11.7	142	94	5	860881
11.8	11.8	142	94	5	860882
11.9	11.9	151	101	5	860883
12	12	151	101	5	860884
12.1	12.1	151	101	5	860885
12.2	12.2	151	101	5	860886
12.3	12.3	151	101	5	860887
12.4	12.4	151	101	5	860888
12.5	12.5	151	101	5	860889
12.6	12.6	151	101	5	860890
12.7	12.7	151	101	5	860891
12.8	12.8	151	101	5	860892
12.9	12.9	151	101	5	860893
13	13	151	101	5	860894

HSS JOBBER TIN TIP COATED DRILL

Material	Vc [m/min]	Table of advances (f in rpm)								
		Ø1	Ø2	Ø3	Ø4	Ø5	Ø6	Ø8	Ø10	Ø12
Steel <500 N/mm² (<150 HB)	33-40	0.04	0.05	0.06	0.07	0.08	0,10	0.12	0.15	0.16
Steel <700 N/mm² (<205 HB)	33-40	0.04	0.05	0.06	0.07	0.08	0,10	0.12	0.15	0.16
Steel <850 N/mm² (<265 HB)	33-40	0.04	0.05	0.06	0.07	0.08	0,10	0.12	0.15	0.16
Steel <1000 N/mm² (<30 HRC)										
Steel <1400 N/mm² (<44 HRC)										
Steel <1400 to 2000 N/mm² (44 / 45 HRC)										
Steel >2000 N/mm² (55 / 60 HRC)										
Steel (60 / 65 HRC)										
Stainless steel <700 N/mm² (<205 HB)										
Stainless steel >700 N/mm² (>205 HB)										
Fonte <180HB	40-45	0.05	0.06	0.09	0,10	0.12	0.15	0.18	0.21	0.25
Malleable cast iron >180HB	33-40	0.04	0.05	0.07	0.08	0,10	0.12	0.14	0.17	0,20
Cast iron with graphite >180HB	33-40	0.04	0.05	0.07	0.08	0,10	0.12	0.14	0.17	0,20
Aluminium	80-105	0.07	0.08	0.11	0.13	0.15	0.19	0.22	0.26	0.32
Aluminium >8% Si	80-105	0.07	0.08	0.11	0.13	0.15	0.19	0.22	0.26	0.32
Copper - Bronze - Brass										
TITANIUM										
Inconel, Hastelloy, Nimonic, Monel										

CUTLINE



HSS JOBBER DRILL TIN TIP COATED SET

A | F | A-C | DIN 338N | 30° | 130° | TiNBD

Content	Number of drill bits	Ref.
From Ø1 to Ø10 by 1/2	19	860771
From Ø1 to Ø13 by 1/2	25	860772

HSS JOBBER TIN TIP COATED DRILL

A | F | A-C | DIN 338N | 30° | 130° | TiNBD

CUTLINE

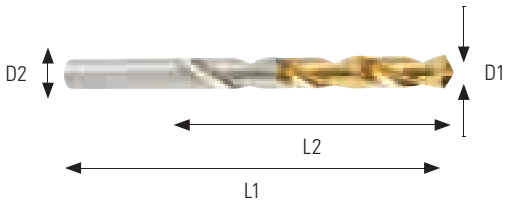

D 1 Ø Nominal	D2 Ø Shank	L1 L. Overall	L2 L. Cutting		Ref.
1	1	34	12	10	860649
1.1	1.1	36	14	10	860650
1.2	1.2	38	16	10	860651
1.3	1.3	38	16	10	860652
1.4	1.4	40	18	10	860653
1.5	1.5	40	18	10	860654
1.6	1.6	43	20	10	860655
1.7	1.7	43	20	10	860656
1.8	1.8	46	22	10	860657
1.9	1.9	46	22	10	860658
2	2	49	24	10	860659
2.1	2.1	49	24	10	860660
2.2	2.2	53	27	10	860661
2.3	2.3	53	27	10	860662
2.4	2.4	57	30	10	860663
2.5	2.5	57	30	10	860664
2.6	2.6	57	30	10	860665
2.7	2.7	61	33	10	860666
2.8	2.8	61	33	10	860667
2.9	2.9	61	33	10	860668
3	3	61	33	10	860669
3.1	3.1	65	36	10	860670
3.2	3.2	65	36	10	860671
3.3	3.3	65	36	10	860672
3.4	3.4	70	39	10	860673
3.5	3.5	70	39	10	860674
3.6	3.6	70	39	10	860675
3.7	3.7	70	39	10	860676
3.8	3.8	75	43	10	860677
3.9	3.9	75	43	10	860678
4	4	75	43	10	860679
4.1	4.1	75	43	10	860680
4.2	4.2	75	43	10	860681
4.3	4.3	80	47	10	860682
4.4	4.4	80	47	10	860683
4.5	4.5	80	47	10	860684
4.6	4.6	80	47	10	860685
4.7	4.7	80	47	10	860686
4.8	4.8	86	52	10	860687
4.9	4.9	86	52	10	860688
5	5	86	52	10	860689
5.1	5.1	86	52	10	860690
5.2	5.2	86	52	10	860691
5.3	5.3	86	52	10	860692
5.4	5.4	93	57	10	860693
5.5	5.5	93	57	10	860694
5.6	5.6	93	57	10	860695
5.7	5.7	93	57	10	860696
5.8	5.8	93	57	10	860697
5.9	5.9	93	57	10	860698
6	6	93	57	10	860699
6.1	6.1	101	63	10	860700
6.2	6.2	101	63	10	860701
6.3	6.3	101	63	10	860702
6.4	6.4	101	63	10	860703
6.5	6.5	101	63	10	860704
6.6	6.6	101	63	10	860705
6.7	6.7	101	63	10	860706
6.8	6.8	109	69	10	860707
6.9	6.9	109	69	10	860708
7	7	109	69	10	860709

D 1 Ø Nominal	D2 Ø Shank	L1 L. Overall	L2 L. Cutting		Ref.
7.1	7.1	109	69	10	860710
7.2	7.2	109	69	10	860711
7.3	7.3	109	69	10	860712
7.4	7.4	109	69	10	860713
7.5	7.5	109	69	10	860714
7.6	7.6	117	75	10	860715
7.7	7.7	117	75	10	860716
7.8	7.8	117	75	10	860717
7.9	7.9	117	75	10	860718
8	8	117	75	10	860719
8.1	8.1	117	75	10	860720
8.2	8.2	117	75	10	860721
8.3	8.3	117	75	10	860722
8.4	8.4	117	75	10	860723
8.5	8.5	117	75	10	860724
8.6	8.6	125	81	10	860725
8.7	8.7	125	81	10	860726
8.8	8.8	125	81	10	860727
8.9	8.9	125	81	10	860728
9	9	125	81	10	860729
9.1	9.1	125	81	10	860730
9.2	9.2	125	81	10	860731
9.3	9.3	125	81	10	860732
9.4	9.4	125	81	10	860733
9.5	9.5	125	81	10	860734
9.6	9.6	133	87	10	860735
9.7	9.7	133	87	10	860736
9.8	9.8	133	87	10	860737
9.9	9.9	133	87	10	860738
10	10	133	87	10	860739
10.1	10.1	133	87	5	860740
10.2	10.2	133	87	5	860741
10.3	10.3	133	87	5	860742
10.4	10.4	133	87	5	860743
10.5	10.5	133	87	5	860744
10.6	10.6	133	87	5	860745
10.7	10.7	142	94	5	860746
10.8	10.8	142	94	5	860747
10.9	10.9	142	94	5	860748
11	11	142	94	5	860749
11.1	11.1	142	94	5	860750
11.2	11.2	142	94	5	860751
11.3	11.3	142	94	5	860752
11.4	11.4	142	94	5	860753
11.5	11.5	142	94	5	860754
11.6	11.6	142	94	5	860755
11.7	11.7	142	94	5	860756
11.8	11.8	142	94	5	860757
11.9	11.9	151	101	5	860758
12	12	151	101	5	860759
12.1	12.1	151	101	5	860760
12.2	12.2	151	101	5	860761
12.3	12.3	151	101	5	860762
12.4	12.4	151	101	5	860763
12.5	12.5	151	101	5	860764
12.6	12.6	151	101	5	860765
12.7	12.7	151	101	5	860766
12.8	12.8	151	101	5	860767
12.9	12.9	151	101	5	860768
13	13	151	101	1	860769

HSS JOBBER ZIRKO COATED DRILL

Material	Vc [m/min]	Table of advances (f in rpm)								
		Ø1	Ø2	Ø3	Ø4	Ø5	Ø6	Ø8	Ø10	Ø12
Steel <500 N/mm² (<150 HB)	33-40	0.04	0.05	0.06	0.07	0.08	0,10	0.12	0.15	0.16
Steel <700 N/mm² (<205 HB)	33-40	0.04	0.05	0.06	0.07	0.08	0,10	0.12	0.15	0.16
Steel <850 N/mm² (<265 HB)	33-40	0.04	0.05	0.06	0.07	0.08	0,10	0.12	0.15	0.16
Steel <1000 N/mm² (<30 HRC)										
Steel <1400 N/mm² (<44 HRC)										
Steel <1400 to 2000 N/mm² (44 / 45 HRC)										
Steel >2000 N/mm² (55 / 60 HRC)										
Steel (60 / 65 HRC)										
Stainless steel <700 N/mm² (<205 HB)	8-12	0.03	0.03	0.04	0.05	0.06	0.07	0.09	0,10	0.12
Stainless steel >700 N/mm² (>205 HB)	8-10	0.03	0.03	0.04	0.05	0.06	0.07	0.09	0,10	0.12
Fonte <180HB	40-45	0.05	0.06	0.09	0.1	0.12	0.15	0.18	0.21	0.25
Malleable cast iron >180HB	33-40	0.04	0.05	0.07	0.08	0,10	0.12	0.14	0.17	0,20
Cast iron with graphite >180HB	33-40	0.04	0.05	0.07	0.08	0,10	0.12	0.14	0.17	0,20
Aluminium	80-105	0.07	0.08	0.11	0.13	0.15	0.19	0.22	0.26	0.32
Aluminium >8% Si	80-105	0.07	0.08	0.11	0.13	0.15	0.19	0.22	0.26	0.32
Copper - Bronze - Brass										
TITANIUM										
Inconel, Hastelloy, Nimonic, Monel										

CUTLINE



HSS DRILL ZIRCO COATED SET

A | I | F | A-C | DIN 338N | 30° | 130° | ZIRCO

Content	Number of drill bits	Ref.
From Ø1 to Ø10 by 1/2	19	861146
From Ø1 to Ø13 by 1/2	25	861147

HSS JOBBER ZIRKO COATED DRILL

CUTLINE

A | I | F | A-C | DIN 338N | 30° | 130° | ZIRCO

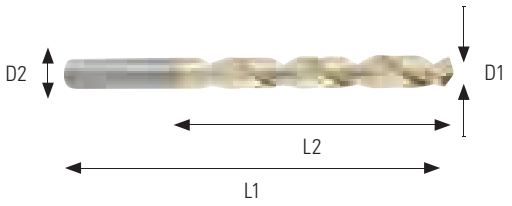

D 1 Ø Nominal	D2 Ø Shank	L1 L. Overall	L2 L. Cutting		Ref.
1	1	34	12	10	861024
1.1	1.1	36	14	10	861025
1.2	1.2	38	16	10	861026
1.3	1.3	38	16	10	861027
1.4	1.4	40	18	10	861028
1.5	1.5	40	18	10	861029
1.6	1.6	43	20	10	861030
1.7	1.7	43	20	10	861031
1.8	1.8	46	22	10	861032
1.9	1.9	46	22	10	861033
2	2	49	24	10	861034
2.1	2.1	49	24	10	861035
2.2	2.2	53	27	10	861036
2.3	2.3	53	27	10	861037
2.4	2.4	57	30	10	861038
2.5	2.5	57	30	10	861039
2.6	2.6	57	30	10	861040
2.7	2.7	61	33	10	861041
2.8	2.8	61	33	10	861042
2.9	2.9	61	33	10	861043
3	3	61	33	10	861044
3.1	3.1	65	36	10	861045
3.2	3.2	65	36	10	861046
3.3	3.3	65	36	10	861047
3.4	3.4	70	39	10	861048
3.5	3.5	70	39	10	861049
3.6	3.6	70	39	10	861050
3.7	3.7	70	39	10	861051
3.8	3.8	75	43	10	861052
3.9	3.9	75	43	10	861053
4	4	75	43	10	861054
4.1	4.1	75	43	10	861055
4.2	4.2	75	43	10	861056
4.3	4.3	80	47	10	861057
4.4	4.4	80	47	10	861058
4.5	4.5	80	47	10	861059
4.6	4.6	80	47	10	861060
4.7	4.7	80	47	10	861061
4.8	4.8	86	52	10	861062
4.9	4.9	86	52	10	861063
5	5	86	52	10	861064
5.1	5.1	86	52	10	861065
5.2	5.2	86	52	10	861066
5.3	5.3	86	52	10	861067
5.4	5.4	93	57	10	861068
5.5	5.5	93	57	10	861069
5.6	5.6	93	57	10	861070
5.7	5.7	93	57	10	861071
5.8	5.8	93	57	10	861072
5.9	5.9	93	57	10	861073
6	6	93	57	10	861074
6.1	6.1	101	63	10	861075
6.2	6.2	101	63	10	861076
6.3	6.3	101	63	10	861077
6.4	6.4	101	63	10	861078
6.5	6.5	101	63	10	861079
6.6	6.6	101	63	10	861080
6.7	6.7	101	63	10	861081
6.8	6.8	109	69	10	861082
6.9	6.9	109	69	10	861083
7	7	109	69	10	861084

D 1 Ø Nominal	D2 Ø Shank	L1 L. Overall	L2 L. Cutting		Ref.
7.1	7.1	109	69	10	861085
7.2	7.2	109	69	10	861086
7.3	7.3	109	69	10	861087
7.4	7.4	109	69	10	861088
7.5	7.5	109	69	10	861089
7.6	7.6	117	75	10	861090
7.7	7.7	117	75	10	861091
7.8	7.8	117	75	10	861092
7.9	7.9	117	75	10	861093
8	8	117	75	10	861094
8.1	8.1	117	75	10	861095
8.2	8.2	117	75	10	861096
8.3	8.3	117	75	10	861097
8.4	8.4	117	75	10	861098
8.5	8.5	117	75	10	861099
8.6	8.6	125	81	10	861100
8.7	8.7	125	81	10	861101
8.8	8.8	125	81	10	861102
8.9	8.9	125	81	10	861103
9	9	125	81	10	861104
9.1	9.1	125	81	10	861105
9.2	9.2	125	81	10	861106
9.3	9.3	125	81	10	861107
9.4	9.4	125	81	10	861108
9.5	9.5	125	81	10	861109
9.6	9.6	133	87	10	861110
9.7	9.7	133	87	10	861111
9.8	9.8	133	87	10	861112
9.9	9.9	133	87	10	861113
10	10	133	87	10	861114
10.1	10.1	133	87	5	861115
10.2	10.2	133	87	5	861116
10.3	10.3	133	87	5	861117
10.4	10.4	133	87	5	861118
10.5	10.5	133	87	5	861119
10.6	10.6	133	87	5	861120
10.7	10.7	142	94	5	861121
10.8	10.8	142	94	5	861122
10.9	10.9	142	94	5	861123
11	11	142	94	5	861124
11.1	11.1	142	94	5	861125
11.2	11.2	142	94	5	861126
11.3	11.3	142	94	5	861127
11.4	11.4	142	94	5	861128
11.5	11.5	142	94	5	861129
11.6	11.6	142	94	5	861130
11.7	11.7	142	94	5	861131
11.8	11.8	142	94	5	861132
11.9	11.9	151	101	5	861133
12	12	151	101	5	861134
12.1	12.1	151	101	5	861135
12.2	12.2	151	101	5	861136
12.3	12.3	151	101	5	861137
12.4	12.4	151	101	5	861138
12.5	12.5	151	101	5	861139
12.6	12.6	151	101	5	861140
12.7	12.7	151	101	5	861141
12.8	12.8	151	101	5	861142
12.9	12.9	151	101	5	861143
13	13	151	101	1	861144

HSS JOBBER ZIRKO TIP COATED DRILL

Material	Vc [m/min]	Table of advances (f in rpm)								
		Ø1	Ø2	Ø3	Ø4	Ø5	Ø6	Ø8	Ø10	Ø12
Steel <500 N/mm² (<150 HB)	33-40	0.04	0.05	0.06	0.07	0.08	0,10	0.12	0.15	0.16
Steel <700 N/mm² (<205 HB)	33-40	0.04	0.05	0.06	0.07	0.08	0,10	0.12	0.15	0.16
Steel <850 N/mm² (<265 HB)	33-40	0.04	0.05	0.06	0.07	0.08	0,10	0.12	0.15	0.16
Steel <1000 N/mm² (<30 HRC)										
Steel <1400 N/mm² (<44 HRC)										
Steel <1400 to 2000 N/mm² (44 / 45 HRC)										
Steel >2000 N/mm² (55 / 60 HRC)										
Steel (60 / 65 HRC)										
Stainless steel <700 N/mm² (<205 HB)	8-12	0.03	0.03	0.04	0.05	0.06	0.07	0.09	0,10	0.12
Stainless steel >700 N/mm² (>205 HB)	8-10	0.03	0.03	0.04	0.05	0.06	0.07	0.09	0,10	0.12
Fonte <180HB	40-45	0.05	0.06	0.09	0,10	0.12	0.15	0.18	0.21	0.25
Malleable cast iron >180HB	33-40	0.04	0.05	0.07	0.08	0,10	0.12	0.14	0.17	0,20
Cast iron with graphite >180HB	33-40	0.04	0.05	0.07	0.08	0,10	0.12	0.14	0.17	0,20
Aluminium	80-105	0.07	0.08	0.11	0.13	0.15	0.19	0.22	0.26	0.32
Aluminium >8% Si	80-105	0.07	0.08	0.11	0.13	0.15	0.19	0.22	0.26	0.32
Copper - Bronze - Brass										
TITANIUM										
Inconel, Hastelloy, Nimonic, Monel										

CUTLINE



HSS DRILL ZIRCO TIP COATED SET



Content	Number of drill bits	Ref.
From Ø1 to Ø10 by 1/2	19	861021
From Ø1 to Ø13 by 1/2	25	861022

HSS JOBBER ZIRKO TIP COATED DRILL

CUTLINE

A | I | F | A-C | DIN 338N | 30° | 130° | ZIRCO BB



D 1 Ø Nominal	D2 Ø Shank	L1 L. Overall	L2 L. Cutting		Ref.
1	1	34	12	10	860899
1.1	1.1	36	14	10	860900
1.2	1.2	38	16	10	860901
1.3	1.3	38	16	10	860902
1.4	1.4	40	18	10	860903
1.5	1.5	40	18	10	860904
1.6	1.6	43	20	10	860905
1.7	1.7	43	20	10	860906
1.8	1.8	46	22	10	860907
1.9	1.9	46	22	10	860908
2	2	49	24	10	860909
2.1	2.1	49	24	10	860910
2.2	2.2	53	27	10	860911
2.3	2.3	53	27	10	860912
2.4	2.4	57	30	10	860913
2.5	2.5	57	30	10	860914
2.6	2.6	57	30	10	860915
2.7	2.7	61	33	10	860916
2.8	2.8	61	33	10	860917
2.9	2.9	61	33	10	860918
3	3	61	33	10	860919
3.1	3.1	65	36	10	860920
3.2	3.2	65	36	10	860921
3.3	3.3	65	36	10	860922
3.4	3.4	70	39	10	860923
3.5	3.5	70	39	10	860924
3.6	3.6	70	39	10	860925
3.7	3.7	70	39	10	860926
3.8	3.8	75	43	10	860927
3.9	3.9	75	43	10	860928
4	4	75	43	10	860929
4.1	4.1	75	43	10	860930
4.2	4.2	75	43	10	860931
4.3	4.3	80	47	10	860932
4.4	4.4	80	47	10	860933
4.5	4.5	80	47	10	860934
4.6	4.6	80	47	10	860935
4.7	4.7	80	47	10	860936
4.8	4.8	86	52	10	860937
4.9	4.9	86	52	10	860938
5	5	86	52	10	860939
5.1	5.1	86	52	10	860940
5.2	5.2	86	52	10	860941
5.3	5.3	86	52	10	860942
5.4	5.4	93	57	10	860943
5.5	5.5	93	57	10	860944
5.6	5.6	93	57	10	860945
5.7	5.7	93	57	10	860946
5.8	5.8	93	57	10	860947
5.9	5.9	93	57	10	860948
6	6	93	57	10	860949
6.1	6.1	101	63	10	860950
6.2	6.2	101	63	10	860951
6.3	6.3	101	63	10	860952
6.4	6.4	101	63	10	860953
6.5	6.5	101	63	10	860954
6.6	6.6	101	63	10	860955
6.7	6.7	101	63	10	860956
6.8	6.8	109	69	10	860957
6.9	6.9	109	69	10	860958
7	7	109	69	10	860959

D 1 Ø Nominal	D2 Ø Shank	L1 L. Overall	L2 L. Cutting		Ref.
7.1	7.1	109	69	10	860960
7.2	7.2	109	69	10	860961
7.3	7.3	109	69	10	860962
7.4	7.4	109	69	10	860963
7.5	7.5	109	69	10	860964
7.6	7.6	117	75	10	860965
7.7	7.7	117	75	10	860966
7.8	7.8	117	75	10	860967
7.9	7.9	117	75	10	860968
8	8	117	75	10	860969
8.1	8.1	117	75	10	860970
8.2	8.2	117	75	10	860971
8.3	8.3	117	75	10	860972
8.4	8.4	117	75	10	860973
8.5	8.5	117	75	10	860974
8.6	8.6	125	81	10	860975
8.7	8.7	125	81	10	860976
8.8	8.8	125	81	10	860977
8.9	8.9	125	81	10	860978
9	9	125	81	10	860979
9.1	9.1	125	81	10	860980
9.2	9.2	125	81	10	860981
9.3	9.3	125	81	10	860982
9.4	9.4	125	81	10	860983
9.5	9.5	125	81	10	860984
9.6	9.6	133	87	10	860985
9.7	9.7	133	87	10	860986
9.8	9.8	133	87	10	860987
9.9	9.9	133	87	10	860988
10	10	133	87	10	860989
10.1	10.1	133	87	5	860990
10.2	10.2	133	87	5	860991
10.3	10.3	133	87	5	860992
10.4	10.4	133	87	5	860993
10.5	10.5	133	87	5	860994
10.6	10.6	133	87	5	860995
10.7	10.7	142	94	5	860996
10.8	10.8	142	94	5	860997
10.9	10.9	142	94	5	860998
11	11	142	94	5	860999
11.1	11.1	142	94	5	861000
11.2	11.2	142	94	5	861001
11.3	11.3	142	94	5	861002
11.4	11.4	142	94	5	861003
11.5	11.5	142	94	5	861004
11.6	11.6	142	94	5	861005
11.7	11.7	142	94	5	861006
11.8	11.8	142	94	5	861007
11.9	11.9	151	101	5	861008
12	12	151	101	5	861009
12.1	12.1	151	101	5	861010
12.2	12.2	151	101	5	861011
12.3	12.3	151	101	5	861012
12.4	12.4	151	101	5	861013
12.5	12.5	151	101	5	861014
12.6	12.6	151	101	5	861015
12.7	12.7	151	101	5	861016
12.8	12.8	151	101	5	861017
12.9	12.9	151	101	5	861018
13	13	151	101	1	861019

HSS Co5% JOBBER DRILL GOLD FINISH - SHANK WITH FLATS

Material	Vc [m/min]	Table of advances (f in rpm)								
		Ø1	Ø2	Ø3	Ø4	Ø5	Ø6	Ø8	Ø10	Ø12
Steel <500 N/mm² (<150 HB)	30-35	0,04	0,05	0,06	0,07	0,08	0,10	0,12	0,15	0,16
Steel <700 N/mm² (<205 HB)	30-35	0,04	0,05	0,06	0,07	0,08	0,10	0,12	0,15	0,16
Steel <850 N/mm² (<265 HB)	30-35	0,04	0,05	0,06	0,07	0,08	0,10	0,12	0,15	0,16
Steel <1000 N/mm² (<30 HRC)										
Steel <1400 N/mm² (<44 HRC)										
Steel <1400 to 2000 N/mm² (44 / 45 HRC)										
Steel >2000 N/mm² (55 / 60 HRC)										
Steel (60 / 65 HRC)										
Stainless steel <700 N/mm² (<205 HB)	6-12	0,03	0,03	0,04	0,05	0,06	0,07	0,09	0,10	0,12
Stainless steel >700 N/mm² (>205 HB)	8-12	0,03	0,03	0,04	0,05	0,06	0,07	0,09	0,10	0,12
Fonte <180HB										
Malleable cast iron >180HB										
Cast iron with graphite >180HB										
Aluminium	60-80	0,07	0,08	0,11	0,13	0,15	0,19	0,22	0,26	0,32
Aluminium >8% Si	60-80	0,07	0,08	0,11	0,13	0,15	0,19	0,22	0,26	0,32
Copper - Bronze - Brass	30-40	0,04	0,05	0,07	0,08	0,10	0,12	0,14	0,17	0,20
TITANIUM										
Inconel, Hastelloy, Nimonic, Monel										

CUTLINE



HSS Co5% JOBBER DRILL GOLD FINISH - SHANK WITH FLATS

A | I | A-C | DIN 338W | 40° | 135° | GOLD

Content	Number of drill bits	Ref.
From Ø1 to Ø10 by 1/2	19	861208
From Ø1 to Ø13 by 1/2	25	861209

HSS Co5% JOBBER DRILL GOLD FINISH - SHANK WITH FLATS

A | I | A-C | DIN 338W | 40° | 135° | GOLD

CUTLINE



D 1 Ø Nominal	D2 Ø Shank	L1 L. Overall	L2 L. Cutting		Ref.
1	1	34	12	10	861176
1.5	1.5	40	18	10	861177
2	2	49	24	10	861178
2.5	2.5	57	30	10	861179
3	3	61	33	10	861180
3.2	3.2	65	36	10	861181
3.3	3.3	65	36	10	861182
3.5	3.5	70	39	10	861183
4	4	75	43	10	861184
4.2	MEPLAT	75	43	10	861185
4.5	MEPLAT	80	47	10	861186
5	MEPLAT	86	52	10	861187
5.2	MEPLAT	86	52	10	861188
5.5	MEPLAT	93	57	10	861189
6	MEPLAT	93	57	10	861190
6.5	MEPLAT	101	63	10	861191

D 1 Ø Nominal	D2 Ø Shank	L1 L. Overall	L2 L. Cutting		Ref.
6.8	MEPLAT	109	69	10	861192
7	MEPLAT	109	69	10	861193
7.5	MEPLAT	109	69	10	861194
8	MEPLAT	117	75	10	861195
8.5	MEPLAT	117	75	10	861196
9	MEPLAT	125	81	10	861197
9.5	MEPLAT	125	81	10	861198
10	MEPLAT	133	87	10	861199
10.2	MEPLAT	133	87	5	861200
10.5	MEPLAT	133	87	5	861201
11	MEPLAT	142	94	5	861202
11.5	MEPLAT	142	94	5	861203
12	MEPLAT	151	101	5	861204
12.5	MEPLAT	151	101	5	861205
13	MEPLAT	151	101	1	861206

› SEE PAGE 529



PRATIK MOV+ large wheeled trolley organiser
Ref. 862109

HSS Co5% JOBBER DRILL GOLD FINISH

Material	Vc [m/min]	Table of advances (f in rpm)								
		Ø 1	Ø 2	Ø 3	Ø 4	Ø 5	Ø 6	Ø 8	Ø 10	Ø 12
Steel <500 N/mm² (<150 HB)										
Steel <700 N/mm² (<205 HB)										
Steel <850 N/mm² (<265 HB)	8-15	0,15	0,02	0,04	0,05	0,05	0,06	0,07	0,09	0,10
Steel <1000 N/mm² (<30 HRC)	8-15	0,15	0,02	0,04	0,05	0,05	0,06	0,07	0,09	0,10
Steel <1400 N/mm² (<44 HRC)	8-15	0,15	0,02	0,04	0,05	0,05	0,06	0,07	0,09	0,10
Steel <1400 to 2000 N/mm² (44 / 45 HRC)										
Steel >2000 N/mm² (55 / 60 HRC)										
Steel (60 / 65 HRC)										
Stainless steel <700 N/mm² (<205 HB)	8-12	0,03	0,03	0,04	0,05	0,06	0,07	0,09	0,10	0,12
Stainless steel >700 N/mm² (>205 HB)	8-12	0,03	0,03	0,04	0,05	0,06	0,07	0,09	0,10	0,12
Fonte <180HB										
Malleable cast iron >180HB										
Cast iron with graphite >180HB										
Aluminium										
Aluminium >8% Si										
Copper - Bronze - Brass										
TITANIUM	10-15	0,02	0,02	0,03	0,04	0,05	0,06	0,07	0,08	0,10
Inconel, Hastelloy, Nimonic, Monel										

› SEE PAGE 1062



G-NIT grey handling gloves Ref. 840002

HSS Co5% JOBBER DRILL GOLD FINISH

A | I | Ti | DIN 338N | 33° | 135°

CUTLINE



D 1 Ø Nominal	D2 Ø Shank	L1 L. Overall	L2 L. Cutting		Ref.
1	1	34	12	10	845846
1.1	1.1	36	14	10	845847
1.2	1.2	38	16	10	845848
1.3	1.3	38	16	10	845849
1.4	1.4	40	18	10	845850
1.5	1.5	40	18	10	845851
1.6	1.6	43	20	10	845852
1.7	1.7	43	20	10	845853
1.8	1.8	46	22	10	845854
1.9	1.9	46	22	10	845855
2	2	49	24	10	845856
2.1	2.1	49	24	10	845857
2.2	2.2	53	27	10	845858
2.3	2.3	53	27	10	845859
2.4	2.4	57	30	10	845860
2.5	2.5	57	30	10	845861
2.6	2.6	57	30	10	845862
2.7	2.7	61	33	10	845863
2.8	2.8	61	33	10	845864
2.9	2.9	61	33	10	845865
3	3	61	33	10	845866
3.1	3.1	65	36	10	845867
3.2	3.2	65	36	10	845868
3.3	3.3	65	36	10	845869
3.4	3.4	70	39	10	845870
3.5	3.5	70	39	10	845871
3.6	3.6	70	39	10	845872
3.7	3.7	70	39	10	845873
3.8	3.8	75	43	10	845874
3.9	3.9	75	43	10	845875
4	4	75	43	10	845876
4.1	4.1	75	43	10	845877
4.2	4.2	75	43	10	845878
4.3	4.3	80	47	10	845879
4.4	4.4	80	47	10	845880
4.5	4.5	80	47	10	845881
4.6	4.6	80	47	10	845882
4.7	4.7	80	47	10	845883
4.8	4.8	86	52	10	845884
4.9	4.9	86	52	10	845885
5	5	86	52	10	845886
5.1	5.1	86	52	10	845887
5.2	5.2	86	52	10	845888
5.3	5.3	86	52	10	845889
5.4	5.4	93	57	10	845890
5.5	5.5	93	57	10	845891
5.6	5.6	93	57	10	845892

D 1 Ø Nominal	D2 Ø Shank	L1 L. Overall	L2 L. Cutting		Ref.
5.7	5.7	93	57	10	845893
5.8	5.8	93	57	10	845894
5.9	5.9	93	57	10	845895
6	6	93	57	10	845896
6.1	6.1	101	63	10	845897
6.2	6.2	101	63	10	845898
6.3	6.3	101	63	10	845899
6.4	6.4	101	63	10	845900
6.5	6.5	101	63	10	845901
6.6	6.6	101	63	10	845902
6.7	6.7	101	63	10	845903
6.8	6.8	109	69	10	845904
6.9	6.9	109	69	10	845905
7	7	109	69	10	845906
7.1	7.1	109	69	10	845907
7.2	7.2	109	69	10	845908
7.3	7.3	109	69	10	845909
7.4	7.4	109	69	10	845910
7.5	7.5	109	69	10	845911
7.6	7.6	117	75	10	845912
7.7	7.7	117	75	10	845913
7.8	7.8	117	75	10	845914
7.9	7.9	117	75	10	845915
8	8	117	75	10	845916
8.1	8.1	117	75	10	845917
8.2	8.2	117	75	10	845918
8.3	8.3	117	75	10	845919
8.4	8.4	117	75	10	845920
8.5	8.5	117	75	10	845921
8.6	8.6	125	81	10	845922
8.7	8.7	125	81	10	845923
8.8	8.8	125	81	10	845924
8.9	8.9	125	81	10	845925
9	9	125	81	10	845926
9.1	9.1	125	81	10	845927
9.2	9.2	125	81	10	845928
9.3	9.3	125	81	10	845929
9.4	9.4	125	81	10	845930
9.5	9.5	125	81	10	845931
9.6	9.6	133	87	10	845932
9.7	9.7	133	87	10	845933
9.8	9.8	133	87	10	845934
9.9	9.9	133	87	10	845935
10	10	133	87	10	845936
10.2	10.2	133	87	5	845937
10.5	10.5	133	87	5	845938
11	11	142	94	5	845939

HSS Co5% JOBBER DRILL OZMD COATED

Material	Vc [m/min]	Table of advances (f in rpm)								
		Ø 1	Ø 2	Ø 3	Ø 4	Ø 5	Ø 6	Ø 8	Ø 10	Ø 12
Steel <500 N/mm² (<150 HB)										
Steel <700 N/mm² (<205 HB)										
Steel <850 N/mm² (<265 HB)	12-20	0,15	0,02	0,04	0,05	0,05	0,06	0,07	0,09	0,10
Steel <1000 N/mm² (<30 HRC)	12-20	0,15	0,02	0,04	0,05	0,05	0,06	0,07	0,09	0,10
Steel <1400 N/mm² (<44 HRC)	12-20	0,15	0,02	0,04	0,05	0,05	0,06	0,07	0,09	0,10
Steel <1400 to 2000 N/mm² (44 / 45 HRC)										
Steel >2000 N/mm² (55 / 60 HRC)										
Steel (60 / 65 HRC)										
Stainless steel <700 N/mm² (<205 HB)	12-17	0,03	0,03	0,04	0,05	0,06	0,07	0,09	0,10	0,12
Stainless steel >700 N/mm² (>205 HB)	12-17	0,03	0,03	0,04	0,05	0,06	0,07	0,09	0,10	0,12
Fonte <180HB										
Malleable cast iron >180HB										
Cast iron with graphite >180HB										
Aluminium										
Aluminium >8% Si										
Copper - Bronze - Brass										
TITANIUM	14-20	0,02	0,02	0,03	0,04	0,05	0,06	0,07	0,08	0,10
Inconel, Hastelloy, Nimonic, Monel										

› SEE PAGE 1020



Non-woven G-WIPE BLUE wipe Ref. 862419

HSS Co5% JOBBER DRILL OZMD COATED

A | I | Ti | DIN 338N | 33° | 135° | OZMD

CUTLINE



D 1 Ø Nominal	D2 Ø Shank	L1 L. Overall	L2 L. Cutting		Ref.
1	1	34	12	10	862113
1.1	1.1	36	14	10	862114
1.2	1.2	38	16	10	862115
1.3	1.3	38	16	10	862116
1.4	1.4	40	18	10	862117
1.5	1.5	40	18	10	862118
1.6	1.6	43	20	10	862119
1.7	1.7	43	20	10	862120
1.8	1.8	46	22	10	862121
1.9	1.9	46	22	10	862122
2	2	49	24	10	862123
2.1	2.1	49	24	10	862124
2.2	2.2	53	27	10	862125
2.3	2.3	53	27	10	862126
2.4	2.4	57	30	10	862127
2.5	2.5	57	30	10	862128
2.6	2.6	57	30	10	862129
2.7	2.7	61	33	10	862130
2.8	2.8	61	33	10	862131
2.9	2.9	61	33	10	862132
3	3	61	33	10	862133
3.1	3.1	65	36	10	862134
3.2	3.2	65	36	10	862135
3.3	3.3	65	36	10	862136
3.4	3.4	70	39	10	862137
3.5	3.5	70	39	10	862138
3.6	3.6	70	39	10	862139
3.7	3.7	70	39	10	862140
3.8	3.8	75	43	10	862141
3.9	3.9	75	43	10	862142
4	4	75	43	10	862143
4.1	4.1	75	43	10	862144
4.2	4.2	75	43	10	862145
4.3	4.3	80	47	10	862146
4.4	4.4	80	47	10	862147
4.5	4.5	80	47	10	862148
4.6	4.6	80	47	10	862149
4.7	4.7	80	47	10	862150
4.8	4.8	86	52	10	862151
4.9	4.9	86	52	10	862152
5	5	86	52	10	862153
5.1	5.1	86	52	10	862154
5.2	5.2	86	52	10	862155
5.3	5.3	86	52	10	862156
5.4	5.4	93	57	10	862157
5.5	5.5	93	57	10	862158
5.6	5.6	93	57	10	862159
5.7	5.7	93	57	10	862160
5.8	5.8	93	57	10	862161
5.9	5.9	93	57	10	862162
6	6	93	57	10	862163
6.1	6.1	101	63	10	862164
6.2	6.2	101	63	10	862165
6.3	6.3	101	63	10	862166
6.4	6.4	101	63	10	862167
6.5	6.5	101	63	10	862168
6.6	6.6	101	63	10	862169
6.7	6.7	101	63	10	862170
6.8	6.8	109	69	10	862171
6.9	6.9	109	69	10	862172
7	7	109	69	10	862173
7.1	7.1	109	69	10	862174
7.2	7.2	109	69	10	862175
7.3	7.3	109	69	10	862176

D 1 Ø Nominal	D2 Ø Shank	L1 L. Overall	L2 L. Cutting		Ref.
7.4	7.4	109	69	10	862177
7.5	7.5	109	69	10	862178
7.6	7.6	117	75	10	862179
7.7	7.7	117	75	10	862180
7.8	7.8	117	75	10	862181
7.9	7.9	117	75	10	862182
8	8	117	75	10	862183
8.1	8.1	117	75	10	862184
8.2	8.2	117	75	10	862185
8.3	8.3	117	75	10	862186
8.4	8.4	117	75	10	862187
8.5	8.5	117	75	10	862188
8.6	8.6	125	81	10	862189
8.7	8.7	125	81	10	862190
8.8	8.8	125	81	10	862191
8.9	8.9	125	81	10	862192
9	9	125	81	10	862193
9.1	9.1	125	81	10	862194
9.2	9.2	125	81	10	862195
9.3	9.3	125	81	10	862196
9.4	9.4	125	81	10	862197
9.5	9.5	125	81	10	862198
9.6	9.6	133	87	10	862199
9.7	9.7	133	87	10	862200
9.8	9.8	133	87	10	862201
9.9	9.9	133	87	10	862202
10	10	133	87	10	862203
10.1	10.1	133	87	5	862204
10.2	10.2	133	87	5	862205
10.3	10.3	133	87	5	862206
10.4	10.4	133	87	5	862207
10.5	10.5	133	87	5	862208
10.6	10.6	133	87	5	862209
10.7	10.7	142	94	5	862210
10.8	10.8	142	94	5	862211
10.9	10.9	142	94	5	862212
11	11	142	94	5	862213
11.1	11.1	142	94	5	862214
11.2	11.2	142	94	5	862215
11.3	11.3	142	94	5	862216
11.4	11.4	142	94	5	862217
11.5	11.5	142	94	5	862218
11.6	11.6	142	94	5	862219
11.7	11.7	142	94	5	862220
11.8	11.8	142	94	5	862221
11.9	11.9	151	101	5	862222
12	12	151	101	5	862223
12.1	12.1	151	101	5	862224
12.2	12.2	151	101	5	862225
12.3	12.3	151	101	5	862226
12.4	12.4	151	101	5	862227
12.5	12.5	151	101	5	862228
12.6	12.6	151	101	5	862229
12.7	12.7	151	101	5	862230
12.8	12.8	151	101	5	862231
12.9	12.9	151	101	5	862232
13	13	151	101	1	862233
13.5	13.5	160	108	1	862234
14	14	160	108	1	862235
14.5	14.5	169	114	1	862236
15	15	169	114	1	862237
15.5	15.5	178	120	1	862238
16	16	178	120	1	862239

HSS Co5% UFL FLUTE DRILL OZMD COATED

Material	Vc [m/min]	Table of advances (f in rpm)								
		Ø 1	Ø 2	Ø 3	Ø 4	Ø 5	Ø 6	Ø 8	Ø 10	Ø 12
Steel <500 N/mm² (<150 HB)	28-35	0,02	0,04	0,05	0,05	0,06	0,08	0,10	0,12	0,13
Steel <700 N/mm² (<205 HB)	28-35	0,02	0,04	0,05	0,05	0,06	0,08	0,10	0,12	0,13
Steel <850 N/mm² (<265 HB)	12-20	0,15	0,02	0,04	0,05	0,05	0,06	0,07	0,09	0,10
Steel <1000 N/mm² (<30 HRC)	12-20	0,15	0,02	0,04	0,05	0,05	0,06	0,07	0,09	0,10
Steel <1400 N/mm² (<44 HRC)	12-20	0,15	0,02	0,04	0,05	0,05	0,06	0,07	0,09	0,10
Steel <1400 to 2000 N/mm² (44 / 45 HRC)										
Steel >2000 N/mm² (55 / 60 HRC)										
Steel (60 / 65 HRC)										
Stainless steel <700 N/mm² (<205 HB)	12-17	0,03	0,03	0,04	0,05	0,06	0,07	0,09	0,10	0,12
Stainless steel >700 N/mm² (>205 HB)	12-17	0,03	0,03	0,04	0,05	0,06	0,07	0,09	0,10	0,12
Fonte <180HB	36-42	0,05	0,06	0,09	0,10	0,12	0,15	0,18	0,21	0,25
Malleable cast iron >180HB	30-36	0,04	0,05	0,07	0,08	0,10	0,12	0,14	0,17	0,20
Cast iron with graphite >180HB	30-36	0,04	0,05	0,07	0,08	0,10	0,12	0,14	0,17	0,20
Aluminium										
Aluminium >8% Si	56-70	0,05	0,06	0,09	0,10	0,12	0,15	0,18	0,21	0,25
Copper - Bronze - Brass										
TITANIUM	14-20	0,02	0,02	0,03	0,04	0,05	0,06	0,07	0,08	0,10
Inconel, Hastelloy, Nimonic, Monel										

› SEE PAGE 1142



Hand cleaning cream G-ORANGE Ref. 863580

HSS Co5% UFL FLUTE DRILL OZMD COATED

CUTLINE

A | I | F | Ti | A-C

DIN 338TS | 40° | 135° | OZMD



D 1 Ø Nominal	D2 Ø Shank	L1 L. Overall	L2 L. Cutting		Ref.
2	2	49	24	10	861729
2.1	2.1	49	24	10	861730
2.2	2.2	53	27	10	861731
2.3	2.3	53	27	10	861732
2.4	2.4	57	30	10	861733
2.5	2.5	57	30	10	861734
2.6	2.6	57	30	10	861735
2.7	2.7	61	33	10	861736
2.8	2.8	61	33	10	861737
2.9	2.9	61	33	10	861738
3	3	61	33	10	861739
3.1	3.1	65	36	10	861740
3.2	3.2	65	36	10	861741
3.3	3.3	65	36	10	861742
3.4	3.4	70	39	10	861743
3.5	3.5	70	39	10	861744
3.6	3.6	70	39	10	861745
3.7	3.7	70	39	10	861746
3.8	3.8	75	43	10	861747
3.9	3.9	75	43	10	861748
4	4	75	43	10	861749
4.1	4.1	75	43	10	861750
4.2	4.2	75	43	10	861751
4.3	4.3	80	47	10	861752
4.4	4.4	80	47	10	861753
4.5	4.5	80	47	10	861754
4.6	4.6	80	47	10	861755
4.7	4.7	80	47	10	861756
4.8	4.8	86	52	10	861757
4.9	4.9	86	52	10	861758
5	5	86	52	10	861759
5.1	5.1	86	52	10	861760
5.2	5.2	86	52	10	861761
5.3	5.3	86	52	10	861762
5.4	5.4	93	57	10	861763
5.5	5.5	93	57	10	861764
5.6	5.6	93	57	10	861765
5.7	5.7	93	57	10	861766
5.8	5.8	93	57	10	861767
5.9	5.9	93	57	10	861768
6	6	93	57	10	861769
6.1	6.1	101	63	10	861770
6.2	6.2	101	63	10	861771
6.3	6.3	101	63	10	861772
6.4	6.4	101	63	10	861773
6.5	6.5	101	63	10	861774
6.6	6.6	101	63	10	861775
6.7	6.7	101	63	10	861776
6.8	6.8	109	69	10	861777
6.9	6.9	109	69	10	861778
7	7	109	69	10	861779
7.1	7.1	109	69	10	861780
7.2	7.2	109	69	10	861781
7.3	7.3	109	69	10	861782
7.4	7.4	109	69	10	861783
7.5	7.5	109	69	10	861784

D 1 Ø Nominal	D2 Ø Shank	L1 L. Overall	L2 L. Cutting		Ref.
7.6	7.6	117	75	10	861785
7.7	7.7	117	75	10	861786
7.8	7.8	117	75	10	861787
7.9	7.9	117	75	10	861788
8	8	117	75	10	861789
8.1	8.1	117	75	10	861790
8.2	8.2	117	75	10	861791
8.3	8.3	117	75	10	861792
8.4	8.4	117	75	10	861793
8.5	8.5	117	75	10	861794
8.6	8.6	125	81	10	861795
8.7	8.7	125	81	10	861796
8.8	8.8	125	81	10	861797
8.9	8.9	125	81	10	861798
9	9	125	81	10	861799
9.1	9.1	125	81	10	861800
9.2	9.2	125	81	10	861801
9.3	9.3	125	81	10	861802
9.4	9.4	125	81	10	861803
9.5	9.5	125	81	10	861804
9.6	9.6	133	87	10	861805
9.7	9.7	133	87	10	861806
9.8	9.8	133	87	10	861807
9.9	9.9	133	87	10	861808
10	10	133	87	10	861809
10.1	10.1	133	87	5	861810
10.2	10.2	133	87	5	861811
10.3	10.3	133	87	5	861812
10.4	10.4	133	87	5	861813
10.5	10.5	133	87	5	861814
10.6	10.6	133	87	5	861815
10.7	10.7	142	94	5	861816
10.8	10.8	142	94	5	861817
10.9	10.9	142	94	5	861818
11	11	142	94	5	861819
11.1	11.1	142	94	5	861820
11.2	11.2	142	94	5	861821
11.3	11.3	142	94	5	861822
11.4	11.4	142	94	5	861823
11.5	11.5	142	94	5	861824
11.6	11.6	142	94	5	861825
11.7	11.7	142	94	5	861826
11.8	11.8	142	94	5	861827
11.9	11.9	151	101	5	861828
12	12	151	101	5	861829
12.1	12.1	151	101	5	861830
12.2	12.2	151	101	5	861831
12.3	12.3	151	101	5	861832
12.4	12.4	151	101	5	861833
12.5	12.5	151	101	5	861834
12.6	12.6	151	101	5	861835
12.7	12.7	151	101	5	861836
12.8	12.8	151	101	5	861837
12.9	12.9	151	101	5	861838
13	13	151	101	1	861839

CUTLINE

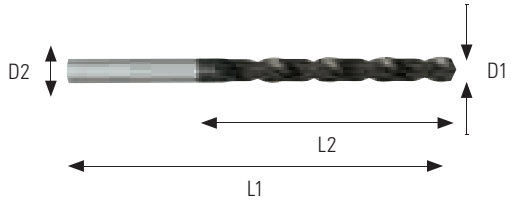

+ Highly efficient with most stainless and other steel types

HSS Co5% JOBBER DRILL TIALN COATED

Cross grinding from the diameter of 2.

DIN 338 | HSS Co5 | 130° | N 33° | TiAlN

D1 Ø Nominal	D 2 Ø shank	L1 Total L	L2 Useful L		Ref.
2	2	49	24	10	832021
2,5	2,5	57	30	10	832022
3	3	61	33	10	832023
3,2	3,2	65	36	10	832024
3,3	3,3	65	36	10	832025
3,5	3,5	70	39	10	832026
4	4	75	43	10	832027
4,2	4,2	75	43	10	832028
4,5	4,5	80	47	10	832029
5	5	86	52	10	832030
5,5	5,5	93	57	10	832031
6	6	93	57	10	832032
6,5	6,5	101	63	10	832033
6,8	6,8	109	69	10	832034
7	7	109	69	10	832035
7,5	7,5	109	69	10	832036
8	8	117	75	10	832037
8,5	8,5	117	75	5	832038
9	9	125	81	5	832039
9,5	9,5	125	81	5	832040
10	10	133	87	5	832041
10,2	10,2	133	87	5	832042
10,5	10,5	133	87	5	832043
11	11	142	94	5	832044
12	12	151	101	5	832045
13	13	151	101	5	832046

› SEE PAGE 1063



G-NIT MAX PLUS handling gloves Ref. 855054

GISS

SOLID CARBIDE DRILL

DIN 338 | HM | 118° | N 30° | h8 | TiAlN

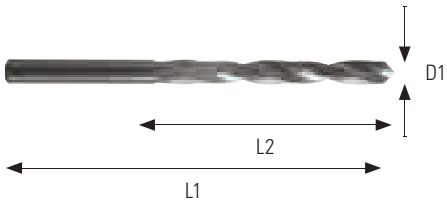

D1 Ø Nominal	L1 L.Total	L2 L. Useful	Coating	
1	34	12	Without	831962
1	34	12	TiAlN	831975
1,5	40	18	Without	831963
1,5	40	18	TiAlN	831976
2	49	24	Without	831964
2	49	24	TiAlN	831977
2,5	57	30	Without	831965
2,5	57	30	TiAlN	831978
3	61	33	Without	831966
3	61	33	TiAlN	831979
3,3	65	36	Without	831967
3,3	65	36	TiAlN	831980
4	75	43	Without	831968
4	75	43	TiAlN	831981
4,2	75	43	Without	831969
4,2	75	43	TiAlN	831982
5	86	52	Without	831970
5	86	52	TiAlN	831983
6	93	57	Without	831971
6	93	57	TiAlN	831984
8	117	75	Without	831972
8	117	75	TiAlN	831985
8,5	117	75	Without	831973
8,5	117	75	TiAlN	831986
10	133	87	Without	831974
10	133	87	TiAlN	831987

› SEE PAGE 1042



G-RACK safety spectacles Ref. 865637

CARBIDE STUB DRILL

Material	Vc [m/min]	Table of advances (f in rpm)					
		Ø 1 to Ø 1,5	Ø 1,6 to Ø 1,9	Ø 2 to Ø 2,9	Ø 3 to Ø 4,9	Ø 5 to Ø 7,9	Ø 8 to Ø 12
Steel <500 N/mm² (<150 HB)							
Steel <700 N/mm² (<205 HB)							
Steel <850 N/mm² (<265 HB)							
Steel <1000 N/mm² (<30 HRC)							
Steel <1400 N/mm² (<44 HRC)							
Steel <1400 to 2000 N/mm² (44 / 45 HRC)							
Steel >2000 N/mm² (55 / 60 HRC)							
Steel (60 / 65 HRC)							
Stainless steel <700 N/mm² (<205 HB)							
Stainless steel >700 N/mm² (>205 HB)							
Fonte <180HB							
Malleable cast iron >180HB							
Cast iron with graphite >180HB							
Aluminium	200	0,01	0,01	0,02	0,03	0,07	0,11
Aluminium >8% Si	160	0,01	0,01	0,02	0,03	0,07	0,11
Copper - Bronze - Brass	100	0,01	0,01	0,01	0,02	0,06	0,11
TITANIUM	25	0,01	0,01	0,01	0,01	0,03	0,06
Inconel, Hastelloy, Nimonic, Monel							

› SEE PAGE 1014



FLASH TX-1 Ref. 845166

CARBIDE STUB DRILL

A-C | Ti | DIN 6539 | HA | 118° | 30°

CUTLINE

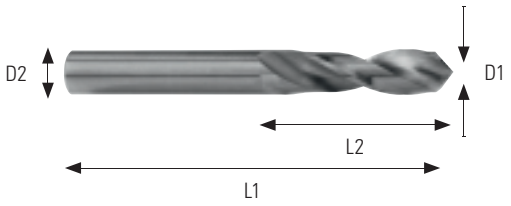

D 1 Ø Nominal	D2 Ø Shank	L1 L. Overall	L2 L. Cutting	Ref.
1	1	26	6	844464
1.1	1.1	28	7	844465
1.2	1.2	30	8	844466
1.3	1.3	30	8	844467
1.4	1.4	32	9	844468
1.5	1.5	32	9	844469
1.6	1.6	34	10	844470
1.7	1.7	34	10	844471
1.8	1.8	36	11	844472
1.9	1.9	36	11	844473
2	2	38	12	844474
2.1	2.1	38	12	844475
2.2	2.2	40	13	844476
2.3	2.3	40	13	844477
2.4	2.4	43	14	844478
2.5	2.5	43	14	844479
2.6	2.6	43	14	844480
2.7	2.7	46	16	844481
2.8	2.8	46	16	844482
2.9	2.9	46	16	844483
3	3	46	16	844484
3.1	3.1	49	18	844485
3.2	3.2	49	18	844486
3.3	3.3	49	18	844487
3.4	3.4	52	20	844488
3.5	3.5	52	20	844489
3.6	3.6	52	20	844490
3.7	3.7	52	20	844491
3.8	3.8	55	22	844492
3.9	3.9	55	22	844493
4	4	55	22	844494
4.1	4.1	55	22	844495
4.2	4.2	55	22	844496
4.3	4.3	58	24	844497
4.4	4.4	58	24	844498
4.5	4.5	58	24	844499
4.6	4.6	58	24	844500
4.7	4.7	58	24	844501
4.8	4.8	62	26	844502
4.9	4.9	62	26	844503
5	5	62	26	844504
5.1	5.1	62	26	844505
5.2	5.2	62	26	844506
5.3	5.3	62	26	844507
5.4	5.4	66	28	844508
5.5	5.5	66	28	844509
5.6	5.6	66	28	844510
5.7	5.7	66	28	844511

D 1 Ø Nominal	D2 Ø Shank	L1 L. Overall	L2 L. Cutting	Ref.
5.8	5.8	66	28	844512
5.9	5.9	66	28	844513
6	6	66	28	844514
6.1	6.1	70	31	844515
6.2	6.2	70	31	844516
6.3	6.3	70	31	844517
6.4	6.4	70	31	844518
6.5	6.5	70	31	844519
6.6	6.6	70	31	844520
6.7	6.7	70	31	844521
6.8	6.8	74	34	844522
6.9	6.9	74	34	844523
7	7	74	34	844524
7.1	7.1	74	34	844525
7.2	7.2	74	34	844526
7.3	7.3	74	34	844527
7.4	7.4	74	34	844528
7.5	7.5	74	34	844529
7.6	7.6	79	37	844530
7.7	7.7	79	37	844531
7.8	7.8	79	37	844532
7.9	7.9	79	37	844533
8	8	79	37	844534
8.1	8.1	79	37	844535
8.2	8.2	79	37	844536
8.3	8.3	79	37	844537
8.4	8.4	79	37	844538
8.5	8.5	79	37	844539
8.6	8.6	84	40	844540
8.7	8.7	84	40	844541
8.8	8.8	84	40	844542
8.9	8.9	84	40	844543
9	9	84	40	844544
9.1	9.1	84	40	844545
9.2	9.2	84	40	844546
9.3	9.3	84	40	844547
9.4	9.4	84	40	844548
9.5	9.5	84	40	844549
9.6	9.6	89	43	844550
9.7	9.7	89	43	844551
9.8	9.8	89	43	844552
9.9	9.9	89	43	844553
10	10	89	43	844554
10.2	10.2	89	43	844555
10.5	10.5	89	43	844556
11	11	95	47	844557
11.5	11.5	95	47	844558
12	12	102	51	844559

CARBIDE STUB DRILL OZMD COATED

Material	Vc [m/min]	Table of advances (f in rpm)					
		Ø 1 to Ø 1,5	Ø 1,6 to Ø 1,9	Ø 2 to Ø 2,9	Ø 3 to Ø 4,9	Ø 5 to Ø 7,9	Ø 8 to Ø 12
Steel <500 N/mm² (<150 HB)							
Steel <700 N/mm² (<205 HB)							
Steel <850 N/mm² (<265 HB)							
Steel <1000 N/mm² (<30 HRC)							
Steel <1400 N/mm² (<44 HRC)							
Steel <1400 to 2000 N/mm² (44 / 45 HRC)							
Steel >2000 N/mm² (55 / 60 HRC)							
Steel (60 / 65 HRC)							
Stainless steel <700 N/mm² (<205 HB)							
Stainless steel >700 N/mm² (>205 HB)							
Fonte <180HB							
Malleable cast iron >180HB							
Cast iron with graphite >180HB							
Aluminium	200	0,01	0,01	0,02	0,03	0,07	0,11
Aluminium >8% Si	160	0,01	0,01	0,02	0,03	0,07	0,11
Copper - Bronze - Brass	100	0,01	0,01	0,01	0,02	0,06	0,11
TITANIUM	25	0,01	0,01	0,01	0,01	0,03	0,06
Inconel, Hastelloy, Nimonic, Monel							

› SEE PAGE 961



GISS sit-stand stool Ref. 865513

CARBIDE STUB DRILL OZMD COATED

Ti | A-C | DIN 6539 | HA | 118° | 30° | OZMD

CUTLINE



D 1 Ø Nominal	D2 Ø Shank	L1 L. Overall	L2 L. Cutting	Ref.
1	1	26	6	855766
1.1	1.1	28	7	855767
1.2	1.2	30	8	855768
1.3	1.3	30	8	855769
1.4	1.4	32	9	855770
1.5	1.5	32	9	855771
1.6	1.6	34	10	855772
1.7	1.7	34	10	855773
1.8	1.8	36	11	855774
1.9	1.9	36	11	855775
2	2	38	12	855776
2.1	2.1	38	12	855777
2.2	2.2	40	13	855778
2.3	2.3	40	13	855779
2.4	2.4	43	14	855780
2.5	2.5	43	14	855781
2.6	2.6	43	14	855782
2.7	2.7	46	16	855783
2.8	2.8	46	16	855784
2.9	2.9	46	16	855785
3	3	46	16	855786
3.1	3.1	49	18	855787
3.2	3.2	49	18	855788
3.3	3.3	49	18	855789
3.4	3.4	52	20	855790
3.5	3.5	52	20	855791
3.6	3.6	52	20	855792
3.7	3.7	52	20	855793
3.8	3.8	55	22	855794
3.9	3.9	55	22	855795
4	4	55	22	855796
4.1	4.1	55	22	855797
4.2	4.2	55	22	855798
4.3	4.3	58	24	855799
4.4	4.4	58	24	855800
4.5	4.5	58	24	855801
4.6	4.6	58	24	855802
4.7	4.7	58	24	855803
4.8	4.8	62	26	855804
4.9	4.9	62	26	855805
5	5	62	26	855806
5.1	5.1	62	26	855807
5.2	5.2	62	26	855808
5.3	5.3	62	26	855809
5.4	5.4	66	28	855810
5.5	5.5	66	28	855811
5.6	5.6	66	28	855812
5.7	5.7	66	28	855813

D 1 Ø Nominal	D2 Ø Shank	L1 L. Overall	L2 L. Cutting	Ref.
5.8	5.8	66	28	855814
5.9	5.9	66	28	855815
6	6	66	28	855816
6.1	6.1	70	31	855817
6.2	6.2	70	31	855818
6.3	6.3	70	31	855819
6.4	6.4	70	31	855820
6.5	6.5	70	31	855821
6.6	6.6	70	31	855822
6.7	6.7	70	31	855823
6.8	6.8	74	34	855824
6.9	6.9	74	34	855825
7	7	74	34	855826
7.1	7.1	74	34	855827
7.2	7.2	74	34	855828
7.3	7.3	74	34	855829
7.4	7.4	74	34	855830
7.5	7.5	74	34	855831
7.6	7.6	79	37	855832
7.7	7.7	79	37	855833
7.8	7.8	79	37	855834
7.9	7.9	79	37	855835
8	8	79	37	855836
8.1	8.1	79	37	855837
8.2	8.2	79	37	855838
8.3	8.3	79	37	855839
8.4	8.4	79	37	855840
8.5	8.5	79	37	855841
8.6	8.6	84	40	855842
8.7	8.7	84	40	855843
8.8	8.8	84	40	855844
8.9	8.9	84	40	855845
9	9	84	40	855846
9.1	9.1	84	40	855847
9.2	9.2	84	40	855848
9.3	9.3	84	40	855849
9.4	9.4	84	40	855850
9.5	9.5	84	40	855851
9.6	9.6	89	43	855852
9.7	9.7	89	43	855853
9.8	9.8	89	43	855854
9.9	9.9	89	43	855855
10	10	89	43	855856
10.2	10.2	89	43	855857
10.5	10.5	89	43	855858
11	11	95	47	855859
11.5	11.5	95	47	855860
12	12	102	51	855861

SOLID CARBIDE DRILL

Material	Vc [m/min]	Table of advances (f in rpm)					
		Ø 1 to Ø 1,5	Ø 1,6 to Ø 1,9	Ø 2 to Ø 2,9	Ø 3 to Ø 4,9	Ø 5 to Ø 7,9	Ø 8 to Ø 12
Steel <500 N/mm² (<150 HB)							
Steel <700 N/mm² (<205 HB)							
Steel <850 N/mm² (<265 HB)							
Steel <1000 N/mm² (<30 HRC)							
Steel <1400 N/mm² (<44 HRC)							
Steel <1400 to 2000 N/mm² (44 / 45 HRC)							
Steel >2000 N/mm² (55 / 60 HRC)							
Steel (60 / 65 HRC)							
Stainless steel <700 N/mm² (<205 HB)							
Stainless steel >700 N/mm² (>205 HB)							
Fonte <180HB							
Malleable cast iron >180HB							
Cast iron with graphite >180HB							
Aluminium	200	0,01	0,01	0,02	0,03	0,07	0,11
Aluminium >8% Si	160	0,01	0,01	0,02	0,03	0,07	0,11
Copper - Bronze - Brass	100	0,01	0,01	0,01	0,02	0,06	0,11
TITANIUM	25	0,01	0,01	0,01	0,01	0,03	0,06
Inconel, Hastelloy, Nimonic, Monel							

› SEE PAGE 1006



Water and dust vacuum cleaner 60 L
G-VAC S60-W3 Ref. 866323

SOLID CARBIDE DRILL

Ti | A-C | DIN 338N | HA | 30° | 118°

CUTLINE



D 1 Ø Nominal	D2 Ø Shank	L1 L. Overall	L2 L. Cutting	Ref.
1	1	34	12	847715
1.1	1.1	36	14	847716
1.2	1.2	38	16	847717
1.3	1.3	38	16	847718
1.4	1.4	40	18	847719
1.5	1.5	40	18	847720
1.6	1.6	43	20	847721
1.7	1.7	43	20	847722
1.8	1.8	46	22	847723
1.9	1.9	46	22	847724
2	2	49	24	847725
2.1	2.1	49	24	847726
2.2	2.2	53	27	847727
2.3	2.3	53	27	847728
2.4	2.4	57	30	847729
2.5	2.5	57	30	847730
2.6	2.6	57	30	847731
2.7	2.7	61	33	847732
2.8	2.8	61	33	847733
2.9	2.9	61	33	847734
3	3	61	33	847735

› SEE PAGE 1073



G-nitrile powderfree disposable gloves
Ref. 844950

CARBIDE DRILL 3D OZMD COATED

Material	Vc [m/min]	Table of advances (f in rpm)				
		Ø 3 to Ø 4,9	Ø 5 to Ø 8,9	Ø 9 to Ø 11,9	Ø 12 to Ø 16	Ø 16,5 to Ø 20
Steel <500 N/mm² (<150 HB)	100	0,12	0,12	0,16	0,21	0,35
Steel <700 N/mm² (<205 HB)	90	0,12	0,12	0,16	0,21	0,35
Steel <850 N/mm² (<265 HB)	85	0,12	0,12	0,16	0,21	0,35
Steel <1000 N/mm² (<30 HRC)	60	0,09	0,09	0,11	0,15	0,25
Steel <1400 N/mm² (<44 HRC)	35	0,05	0,05	0,06	0,09	0,17
Steel <1400 to 2000 N/mm² (44 / 45 HRC)	30	0,05	0,05	0,06	0,09	0,17
Steel >2000 N/mm² (55 / 60 HRC)						
Steel (60 / 65 HRC)						
Stainless steel <700 N/mm² (<205 HB)	40	0,09	0,09	0,11	0,15	0,25
Stainless steel >700 N/mm² (>205 HB)	30	0,06	0,06	0,09	0,13	0,21
Fonte <180HB	80	0,12	0,12	0,16	0,21	0,35
Malleable cast iron >180HB	70	0,12	0,12	0,16	0,21	0,35
Cast iron with graphite >180HB	70	0,12	0,12	0,16	0,21	0,35
Aluminium	150	0,12	0,12	0,16	0,21	0,35
Aluminium >8% Si	110	0,12	0,12	0,16	0,21	0,35
Copper - Bronze - Brass	95	0,12	0,12	0,16	0,21	0,35
TITANIUM	40	0,06	0,06	0,09	0,13	0,21
Inconel, Hastelloy, Nimonic, Monel	35	0,06	0,06	0,09	0,13	0,21

› SEE PAGE 1127



Footwear LAUTARO 2 Evol S3 HRO SRC
Ref. 847901

CARBIDE DRILL 3D OZMD COATED

A | I | F | Ti | A-C

30° | 140° | OZMD | | HA

CUTLINE



D 1 Ø Nominal	D2 Ø Shank	L1 L. Overall	L2 L. Cutting	Ref.
3	6	62	20	843042
3.1	6	62	20	843043
3.2	6	62	20	843044
3.3	6	62	20	843045
3.4	6	62	20	843046
3.5	6	62	20	843047
3.6	6	62	20	843048
3.7	6	62	20	843049
3.8	6	66	24	843050
3.9	6	66	24	843051
4	6	66	24	843052
4.1	6	66	24	843053
4.2	6	66	24	843054
4.3	6	66	24	843055
4.4	6	66	24	843056
4.5	6	66	24	843057
4.6	6	66	24	843058
4.7	6	66	24	843059
4.8	6	66	28	843060
4.9	6	66	28	843061
5	6	66	28	843062
5.1	6	66	28	843063
5.2	6	66	28	843064
5.3	6	66	28	843065
5.4	6	66	28	843066
5.5	6	66	28	843067
5.6	6	66	28	843068
5.7	6	66	28	843069
5.8	6	66	28	843070
5.9	6	66	28	843071
6	6	66	28	843072
6.1	8	79	34	843073
6.2	8	79	34	843074
6.3	8	79	34	843075
6.4	8	79	34	843076
6.5	8	79	34	843077
6.6	8	79	34	843078
6.7	8	79	34	843079
6.8	8	79	34	843080
6.9	8	79	34	843081
7	8	79	34	843082
7.1	8	79	41	843083
7.2	8	79	41	843084
7.3	8	79	41	843085
7.4	8	79	41	843086
7.5	8	79	41	843087
7.6	8	79	41	843088
7.7	8	79	41	843089
7.8	8	79	41	843090
7.9	8	79	41	843091
8	8	79	41	843092
8.1	10	89	47	843093

D 1 Ø Nominal	D2 Ø Shank	L1 L. Overall	L2 L. Cutting	Ref.
8.2	10	89	47	843094
8.3	10	89	47	843095
8.4	10	89	47	843096
8.5	10	89	47	843097
8.6	10	89	47	843098
8.7	10	89	47	843099
8.8	10	89	47	843100
8.9	10	89	47	843101
9	10	89	47	843102
9.1	10	89	47	843103
9.2	10	89	47	843104
9.3	10	89	47	843105
9.4	10	89	47	843106
9.5	10	89	47	843107
9.6	10	89	47	843108
9.7	10	89	47	843109
9.8	10	89	47	843110
9.9	10	89	47	843111
10	10	89	47	843112
10.2	12	102	55	843113
10.3	12	102	55	843114
10.5	12	102	55	843115
10.8	12	102	55	843116
11	12	102	55	843117
11.2	12	102	55	843118
11.5	12	102	55	843119
11.8	12	102	55	843120
12	12	102	55	843121
12.2	14	107	60	843122
12.5	14	107	60	843123
12.8	14	107	60	843124
13	14	107	60	843125
13.5	14	107	60	843126
13.8	14	107	60	843127
14	14	107	60	843128
14.2	16	115	65	843129
14.5	16	115	65	843130
14.8	16	115	65	843131
15	16	115	65	843132
15.2	16	115	65	843133
15.5	16	115	65	843134
15.8	16	115	65	843135
16	16	115	65	843136
16.5	18	123	73	843137
17	18	123	73	843138
17.5	18	123	73	843139
18	18	123	73	843140
18.5	20	131	79	843141
19	20	131	79	843142
19.5	20	131	79	843143
20	20	131	79	843144

CARBIDE DRILL 3D OZMD COATED - THROUGH COOLANT

Material	Vc [m/min]	Table of advances (f in rpm)				
		Ø 3 to Ø 4,9	Ø 5 to Ø 8,9	Ø 9 to Ø 11,9	Ø 12 to Ø 16	Ø 16,5 to Ø 20
Steel <500 N/mm² (<150 HB)	115	0,12	0,12	0,16	0,21	0,35
Steel <700 N/mm² (<205 HB)	110	0,12	0,12	0,16	0,21	0,35
Steel <850 N/mm² (<265 HB)	105	0,12	0,12	0,16	0,21	0,35
Steel <1000 N/mm² (<30 HRC)	75	0,09	0,09	0,11	0,15	0,25
Steel <1400 N/mm² (<44 HRC)	45	0,05	0,05	0,06	0,09	0,17
Steel <1400 to 2000 N/mm² (44 / 45 HRC)	35	0,05	0,05	0,06	0,09	0,17
Steel >2000 N/mm² (55 / 60 HRC)						
Steel (60 / 65 HRC)						
Stainless steel <700 N/mm² (<205 HB)	50	0,09	0,09	0,11	0,15	0,25
Stainless steel >700 N/mm² (>205 HB)	35	0,06	0,06	0,09	0,13	0,21
Fonte <180HB	100	0,12	0,12	0,16	0,21	0,35
Malleable cast iron >180HB	90	0,12	0,12	0,16	0,21	0,35
Cast iron with graphite >180HB	90	0,12	0,12	0,16	0,21	0,35
Aluminium	190	0,12	0,12	0,16	0,21	0,35
Aluminium >8% Si	140	0,12	0,12	0,16	0,21	0,35
Copper - Bronze - Brass	120	0,12	0,12	0,16	0,21	0,35
TITANIUM	50	0,06	0,06	0,09	0,13	0,21
Inconel, Hastelloy, Nimonic, Monel	40	0,06	0,06	0,09	0,13	0,21

› SEE PAGE 1045



G-PROGUARD PLUS safety goggles
Ref. 840368

CARBIDE DRILL 3D OZMD COATED - THROUGH COOLANT

CUTLINE



D 1 Ø Nominal	D2 Ø Shank	L1 L. Overall	L2 L. Cutting	Ref.
3	6	62	20	843146
3.1	6	62	20	843147
3.2	6	62	20	843148
3.3	6	62	20	843149
3.4	6	62	20	843150
3.5	6	62	20	843151
3.6	6	62	20	843152
3.7	6	62	20	843153
3.8	6	66	24	843154
3.9	6	66	24	843155
4	6	66	24	843156
4.1	6	66	24	843157
4.2	6	66	24	843158
4.3	6	66	24	843159
4.4	6	66	24	843160
4.5	6	66	24	843161
4.6	6	66	24	843162
4.7	6	66	24	843163
4.8	6	66	28	843164
4.9	6	66	28	843165
5	6	66	28	843166
5.1	6	66	28	843167
5.2	6	66	28	843168
5.3	6	66	28	843169
5.4	6	66	28	843170
5.5	6	66	28	843171
5.6	6	66	28	843172
5.7	6	66	28	843173
5.8	6	66	28	843174
5.9	6	66	28	843175
6	6	66	28	843176
6.1	8	79	34	843177
6.2	8	79	34	843178
6.3	8	79	34	843179
6.4	8	79	34	843180
6.5	8	79	34	843181
6.6	8	79	34	843182
6.7	8	79	34	843183
6.8	8	79	34	843184
6.9	8	79	34	843185
7	8	79	34	843186
7.1	8	79	41	843187
7.2	8	79	41	843188
7.3	8	79	41	843189
7.4	8	79	41	843190
7.5	8	79	41	843191
7.6	8	79	41	843192
7.7	8	79	41	843193
7.8	8	79	41	843194
7.9	8	79	41	843195
8	8	79	41	843196
8.1	10	89	47	843197

D 1 Ø Nominal	D2 Ø Shank	L1 L. Overall	L2 L. Cutting	Ref.
8.2	10	89	47	843198
8.3	10	89	47	843199
8.4	10	89	47	843200
8.5	10	89	47	843201
8.6	10	89	47	843202
8.7	10	89	47	843203
8.8	10	89	47	843204
8.9	10	89	47	843205
9	10	89	47	843206
9.1	10	89	47	843207
9.2	10	89	47	843208
9.3	10	89	47	843209
9.4	10	89	47	843210
9.5	10	89	47	843211
9.6	10	89	47	843212
9.7	10	89	47	843213
9.8	10	89	47	843214
9.9	10	89	47	843215
10	10	89	47	843216
10.2	12	102	55	843217
10.3	12	102	55	843218
10.5	12	102	55	843219
10.8	12	102	55	843220
11	12	102	55	843221
11.2	12	102	55	843222
11.5	12	102	55	843223
11.8	12	102	55	843224
12	12	102	55	843225
12.2	14	107	60	843226
12.5	14	107	60	843227
12.8	14	107	60	843228
13	14	107	60	843229
13.5	14	107	60	843230
13.8	14	107	60	843231
14	14	107	60	843232
14.2	16	115	65	843233
14.5	16	115	65	843234
14.8	16	115	65	843235
15	16	115	65	843236
15.2	16	115	65	843237
15.5	16	115	65	843238
15.8	16	115	65	843239
16	16	115	65	843240
16.5	18	123	73	843241
17	18	123	73	843242
17.5	18	123	73	843243
18	18	123	73	843244
18.5	20	131	79	843245
19	20	131	79	843246
19.5	20	131	79	843247
20	20	131	79	843248

CARBIDE DRILL 5D OZMD COATED - THROUGH COOLANT

Material	Vc [m/min]	Table of advances (f in rpm)				
		Ø 3 to Ø 4,9	Ø 5 to Ø 8,9	Ø 9 to Ø 11,9	Ø 12 to Ø 16	Ø 16,5 to Ø 20
Steel <500 N/mm² (<150 HB)	110	0,08	0,12	0,16	0,21	0,35
Steel <700 N/mm² (<205 HB)	105	0,08	0,12	0,16	0,21	0,35
Steel <850 N/mm² (<265 HB)	100	0,08	0,12	0,16	0,21	0,35
Steel <1000 N/mm² (<30 HRC)	70	0,06	0,09	0,11	0,15	0,25
Steel <1400 N/mm² (<44 HRC)	40	0,03	0,05	0,06	0,09	0,17
Steel <1400 to 2000 N/mm² (44 / 45 HRC)	30	0,03	0,05	0,06	0,09	0,17
Steel >2000 N/mm² (55 / 60 HRC)						
Steel (60 / 65 HRC)						
Stainless steel <700 N/mm² (<205 HB)	45	0,06	0,09	0,11	0,15	0,25
Stainless steel >700 N/mm² (>205 HB)	30	0,05	0,06	0,09	0,13	0,21
Fonte <180HB	95	0,08	0,12	0,16	0,21	0,35
Malleable cast iron >180HB	85	0,08	0,12	0,16	0,21	0,35
Cast iron with graphite >180HB	85	0,08	0,12	0,16	0,21	0,35
Aluminium	185	0,08	0,12	0,16	0,21	0,35
Aluminium >8% Si	135	0,08	0,12	0,16	0,21	0,35
Copper - Bronze - Brass	120	0,08	0,12	0,16	0,21	0,35
TITANIUM	45	0,05	0,06	0,09	0,13	0,21
Inconel, Hastelloy, Nimonic, Monel	35	0,05	0,06	0,09	0,13	0,21

› SEE PAGE 1021



Non-woven G-WIPE ONE wipe Ref. 862430

CARBIDE DRILL 5D OZMD COATED - THROUGH COOLANT

CUTLINE



D 1 Ø Nominal	D2 Ø Shank	L1 L. Overall	L2 L. Cutting	Ref.
3	6	66	28	843250
3.1	6	66	28	843251
3.2	6	66	28	843252
3.3	6	66	28	843253
3.4	6	66	28	843254
3.5	6	66	28	843255
3.6	6	66	28	843256
3.7	6	66	28	843257
3.8	6	74	36	843258
3.9	6	74	36	843259
4	6	74	36	843260
4.1	6	74	36	843261
4.2	6	74	36	843262
4.3	6	74	36	843263
4.4	6	74	36	843264
4.5	6	74	36	843265
4.6	6	74	36	843266
4.7	6	74	36	843267
4.8	6	82	44	843268
4.9	6	82	44	843269
5	6	82	44	843270
5.1	6	82	44	843271
5.2	6	82	44	843272
5.3	6	82	44	843273
5.4	6	82	44	843274
5.5	6	82	44	843275
5.6	6	82	44	843276
5.7	6	82	44	843277
5.8	6	82	44	843278
5.9	6	82	44	843279
6	6	82	44	843280
6.1	8	91	53	843281
6.2	8	91	53	843282
6.3	8	91	53	843283
6.4	8	91	53	843284
6.5	8	91	53	843285
6.6	8	91	53	843286
6.7	8	91	53	843287
6.8	8	91	53	843288
6.9	8	91	53	843289
7	8	91	53	843290
7.1	8	91	53	843291
7.2	8	91	53	843292
7.3	8	91	53	843293
7.4	8	91	53	843294
7.5	8	91	53	843295
7.6	8	91	53	843296
7.7	8	91	53	843297
7.8	8	91	53	843298
7.9	8	91	53	843299
8	8	91	53	843300
8.1	10	103	61	843301

D 1 Ø Nominal	D2 Ø Shank	L1 L. Overall	L2 L. Cutting	Ref.
8.2	10	103	61	843302
8.3	10	103	61	843303
8.4	10	103	61	843304
8.5	10	103	61	843305
8.6	10	103	61	843306
8.7	10	103	61	843307
8.8	10	103	61	843308
8.9	10	103	61	843309
9	10	103	61	843310
9.1	10	103	61	843311
9.2	10	103	61	843312
9.3	10	103	61	843313
9.4	10	103	61	843314
9.5	10	103	61	843315
9.6	10	103	61	843316
9.7	10	103	61	843317
9.8	10	103	61	843318
9.9	10	103	61	843319
10	10	103	61	843320
10.2	12	118	71	843321
10.3	12	118	71	843322
10.5	12	118	71	843323
10.8	12	118	71	843324
11	12	118	71	843325
11.2	12	118	71	843326
11.5	12	118	71	843327
11.8	12	118	71	843328
12	12	118	71	843329
12.2	14	124	77	843330
12.5	14	124	77	843331
12.8	14	124	77	843332
13	14	124	77	843333
13.5	14	124	77	843334
13.8	14	124	77	843335
14	14	124	77	843336
14.2	16	133	83	843337
14.5	16	133	83	843338
14.8	16	133	83	843339
15	16	133	83	843340
15.2	16	133	83	843341
15.5	16	133	83	843342
15.8	16	133	83	843343
16	16	133	83	843344
16.5	18	143	93	843345
17	18	143	93	843346
17.5	18	143	93	843347
18	18	143	93	843348
18.5	20	153	101	843349
19	20	153	101	843350
19.5	20	153	101	843351
20	20	153	101	843352

CARBIDE DRILL 8D OZMD COATED - THROUGH COOLANT

Material	Vc [m/min]	Table of advances (f in rpm)						
		Ø 1 to Ø 1,9	Ø 2 to Ø 2,9	Ø 3 to Ø 4,9	Ø 5 to Ø 6,9	Ø 7 to Ø 8,9	Ø 9 to Ø 11,9	Ø 12 to Ø 16
Steel <500 N/mm² (<150 HB)	100	0,06	0,08	0,12	0,16	0,16	0,21	0,27
Steel <700 N/mm² (<205 HB)	95	0,06	0,08	0,12	0,16	0,16	0,21	0,27
Steel <850 N/mm² (<265 HB)	90	0,06	0,08	0,12	0,16	0,16	0,21	0,27
Steel <1000 N/mm² (<30 HRC)	60	0,04	0,06	0,09	0,11	0,11	0,15	0,19
Steel <1400 N/mm² (<44 HRC)	35	0,02	0,03	0,05	0,06	0,06	0,09	0,13
Steel <1400 to 2000 N/mm² (44 / 45 HRC)	25	0,02	0,03	0,05	0,06	0,06	0,09	0,13
Steel >2000 N/mm² (55 / 60 HRC)								
Steel (60 / 65 HRC)								
Stainless steel <700 N/mm² (<205 HB)	45	0,04	0,06	0,09	0,11	0,11	0,15	0,19
Stainless steel >700 N/mm² (>205 HB)	30	0,03	0,05	0,06	0,09	0,09	0,13	0,17
Fonte <180HB	85	0,06	0,08	0,12	0,16	0,16	0,21	0,27
Malleable cast iron >180HB	75	0,06	0,08	0,12	0,16	0,16	0,21	0,27
Cast iron with graphite >180HB	75	0,06	0,08	0,12	0,16	0,16	0,21	0,27
Aluminium	175	0,06	0,08	0,12	0,16	0,16	0,21	0,27
Aluminium >8% Si	125	0,06	0,08	0,12	0,16	0,16	0,21	0,27
Copper - Bronze - Brass	110	0,06	0,08	0,12	0,16	0,16	0,21	0,27
TITANIUM	45	0,03	0,05	0,06	0,09	0,09	0,13	0,17
Inconel, Hastelloy, Nimonic, Monel	35	0,03	0,05	0,06	0,09	0,09	0,13	0,17

› SEE PAGE 1146



All liquids absorbent sock Ref. 855103

CARBIDE DRILL 8D OZMD COATED - THROUGH COOLANT





D 1 Ø Nominal	D2 Ø Shank	L1 L. Overall	L2 L. Cutting	Ref.
1	3	55	11	862432
1.5	3	65	22	862433
2	3	74	28	862434
2.5	3	81	32	862435
3	6	72	34	862436
3.5	6	72	34	862437
4	6	81	43	862438
4.5	6	81	43	862439
5	6	95	57	862440
5.5	6	95	57	862441
6	6	95	57	862442
6.5	8	114	76	862443
7	8	114	76	862444
7.5	8	114	76	862445
8	8	114	76	862446
8.5	10	142	95	862447
9	10	142	95	862448
9.5	10	142	95	862449
10	10	142	95	862450
10.5	12	162	114	862451
11	12	162	114	862452
11.5	12	162	114	862453
12	12	162	114	862454
12.5	14	178	133	862455
13	14	178	133	862456

› SEE PAGE 479



Sp-4 - cutting oil Ref. 181600

CARBIDE DRILL 12D OZMD COATED - THROUGH COOLANT

Material	Vc [m/min]	Table of advances (f in rpm)						
		Ø 1 to Ø 1,9	Ø 2 to Ø 2,9	Ø 3 to Ø 4,9	Ø 5 to Ø 6,9	Ø 7 to Ø 8,9	Ø 9 to Ø 11,9	Ø 12 to Ø 16
Steel <500 N/mm² (<150 HB)	80	0,05	0,07	0,10	0,10	0,12	0,17	0,25
Steel <700 N/mm² (<205 HB)	75	0,05	0,07	0,10	0,10	0,12	0,17	0,25
Steel <850 N/mm² (<265 HB)	70	0,03	0,05	0,07	0,07	0,10	0,15	0,20
Steel <1000 N/mm² (<30 HRC)	60	0,03	0,05	0,07	0,07	0,10	0,15	0,20
Steel <1400 N/mm² (<44 HRC)	50	0,02	0,03	0,05	0,05	0,07	0,10	0,15
Steel <1400 to 2000 N/mm² (44 / 45 HRC)								
Steel >2000 N/mm² (55 / 60 HRC)								
Steel (60 / 65 HRC)								
Stainless steel <700 N/mm² (<205 HB)	30	0,03	0,05	0,07	0,07	0,10	0,15	0,20
Stainless steel >700 N/mm² (>205 HB)	25	0,02	0,03	0,05	0,05	0,07	0,10	0,15
Fonte <180HB	70	0,03	0,05	0,07	0,07	0,12	0,17	0,25
Malleable cast iron >180HB	60	0,03	0,05	0,07	0,07	0,12	0,17	0,25
Cast iron with graphite >180HB	60	0,03	0,05	0,07	0,07	0,12	0,17	0,25
Aluminium	200	0,05	0,07	0,10	0,10	0,12	0,17	0,25
Aluminium >8% Si	140	0,05	0,07	0,10	0,10	0,12	0,17	0,25
Copper - Bronze - Brass	80	0,03	0,05	0,07	0,07	0,10	0,15	0,20
TITANIUM	25	0,02	0,03	0,05	0,05	0,07	0,10	0,15
Inconel, Hastelloy, Nimonic, Monel	20	0,02	0,03	0,05	0,05	0,07	0,10	0,15

› SEE PAGE 563



Extra roller cabinet Ref. 867984

CARBIDE DRILL 12D OZMD COATED - THROUGH COOLANT

CUTLINE



D 1 Ø Nominal	D2 Ø Shank	L1 L. Overall	L2 L. Cutting	Ref.
1	3	55	15	862458
1.5	3	65	30	862459
2	3	74	38	862460
2.5	3	81	44	862461
3	6	92	54	862462
3.5	6	92	54	862463
4	6	102	64	862464
4.5	6	102	64	862465
5	6	118	78	862466
5.5	6	118	78	862467
6	6	118	78	862468
6.5	8	146	108	862469
7	8	146	108	862470
7.5	8	146	108	862471
8	8	146	108	862472
8.5	10	162	120	862473
9	10	162	120	862474
9.5	10	162	120	862475
10	10	162	120	862476
10.5	12	204	156	862477
11	12	204	156	862478
11.5	12	204	156	862479
12	12	204	156	862480
12.5	14	230	182	862481
13	14	230	182	862482

› SEE PAGE 1127



Footwear LEXO S3 HRO SRC Ref. 861983

CUTLINE

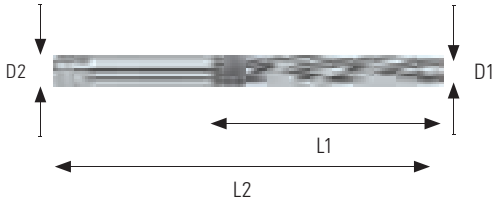

HAND REAMER HSS H7

Conical on the tip

DIN 206B

D 1 Ø Nominal	D2 Ø Shank	L1 L. Cutting	L2 L. Overall	Ref.
2	2	25	50	869758
3	3	31	66	869759
4	4	38	76	869760
5	5	44	87	869761
6	6	47	93	869762
7	7	54	107	869763
8	8	58	115	869764
9	9	62	124	869765
10	10	66	133	869766
11	11	71	142	869767
12	12	76	152	869768
13	13	76	152	869769
14	14	81	163	869770
15	15	81	163	869771
16	16	87	175	869772
17	17	87	175	869773
18	18	93	188	869774
19	19	93	188	869775
20	20	100	201	869776

CUTLINE

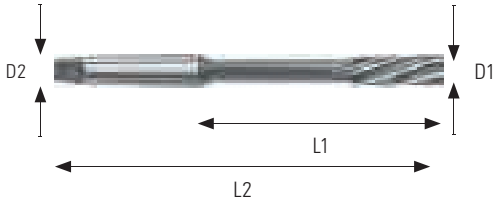

REAMER MACHINE HSS Co5% TAPER SHANK H7

The left flute and the straight cut improve lubrification and cooling. Recommended for through-bores

DIN 208B

D 1 Ø Nominal	D2 Ø Shank	L1 L. Cutting	L2 L. Overall	Ref.
10	CM1	102	168	869717
12	CM1	116	182	869718
12.7 (1/2'')	CM1	116	182	869719
14	CM1	123	189	869720
15	CM2	124	204	869721
16	CM2	130	210	869722
18	CM2	139	219	869723
19.05 (3/4'')	CM2	148	228	869724
20	CM2	148	228	869725
21	CM2	152	232	869726
22	CM2	157	237	869727
22.225 (7/8'')	CM2	157	237	869728
24	CM3	168	268	869729
25	CM3	168	268	869730
25.4 (1'')	CM3	173	273	869731
26	CM3	173	273	869732
27	CM3	177	277	869733
28	CM3	177	277	869734
29	CM3	181	281	869735
30	CM3	181	281	869736

REAMER MACHINE HSS Co5% H7 SPIRAL FLUTE

CUTLINE

The left flute and the straight cut improve lubrification and cooling. Recommended for through-bores

DIN 212B

10°

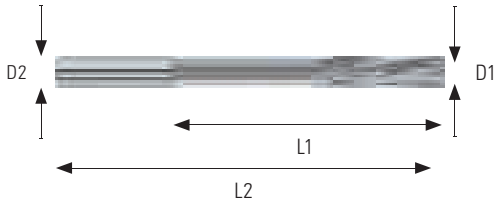

D 1 Ø Nominal	D2 Ø Shank	L1 L. Cutting	L2 L. Overall	Ref.
1	1	22	38	869691
1,5	1.5	22	40	869692
2	2	31	49	869693
2,5	2.5	38	57	869694
3	3	38	57	702335
3.175 (1/8'')	3.175	38	57	869695
3,5	3.5	51	57	869696
4	4	51	75	702336
4,5	4.5	55	80	869697
4.762 (3/16'')	5	60	86	869698
5	5	60	86	702337
5,5	5.5	66	93	869699
6	6	73	101	702338
6.35 (1/4'')	6	73	101	869700
6,5	6	73	101	869701
7	7	80	109	702339
7,5	7	80	109	869702
7.937 (5/16'')	8	86	117	869703
8	8	86	117	702340
8,5	8	86	117	869704
9	9	91	125	702341
9,5	9	91	125	869705
9.525 (3/8'')	9	91	125	869706
10	10	99	133	702342
10,5	10	99	133	869707
11	10	99	133	702343
11.112 (7/16'')	10	99	133	869708
11,5	12	106	151	869709
12	12	106	151	702344
12.7 (1/2'')	12	106	151	869710
13	12	106	151	702345
14	14	110	160	702346
14.287 (9/16'')	14	112	162	869711
15	14	112	162	702347
15.875 (5/8'')	16	117	170	869712
16	16	117	170	702348
18	16	129	182	869713
19.05 (3/4'')	16	136	189	869714
20	16	142	195	869715

› SEE PAGE 280



Double smooth plug H7 Ref. 864639

CUTLINE

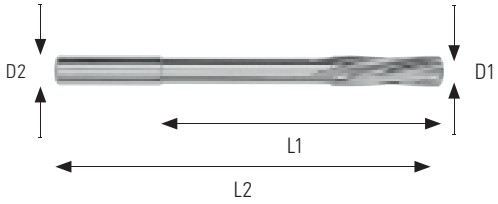

REAMER MACHINE CARBIDE H7 SPIRAL FLUTE

The flutes on the left side and the straight cut facilitates the circulation of the lubricant and improves cooling. Recommended for through-bores

DIN 212B

10°

D 1 Ø Nominal	D2 Ø Shank	L1 L. Cutting	L2 L. Overall	Ref.
1	1	22	38	870252
1,5	1.5	22	40	870253
2	2	31	49	870254
2,5	2.5	38	57	870255
3	3	38	57	870256
3.175 (1/8'')	3.175	38	57	870257
3,5	3.5	51	57	870258
4	4	51	75	870259
4,5	4.5	55	80	870260
4.762 (3/16'')	5	60	86	870261
5	5	60	86	870262
5,5	5.5	66	93	870263
6	6	73	101	870264
6.35 (1/4'')	6	73	101	870265
6,5	6	73	101	870266
7	7	80	109	870267
7,5	7	80	109	870268
7.937 (5/16'')	8	86	117	870269
8	8	86	117	870270
8,5	8	86	117	870271
9	9	91	125	870272
9,5	9	91	125	870273
9.525 (3/8'')	9	91	125	870274
10	10	99	133	870275
10,5	10	99	133	870276
11	10	99	133	870277
11.112 (7/16'')	10	99	133	870278
11,5	12	106	151	870279
12	12	106	151	870280
12.7 (1/2'')	12	106	151	870281

› SEE PAGE 280



Calibration slide bushing - type C Ref. 864780

REAMER MACHINE HSS Co5% - HIGH PRECISION HPR

CUTLINE

The left flute and the straight cut improve lubrification and cooling. Recommended for through-bores.
Tolerance: From Ø 0.6 to 3.00 = 0 / +3µ - From Ø 3.01 to 6.00 = 0 / +4µ - From Ø 6.01 to 20.00 = 0 / +5µ - Tail diameter h8

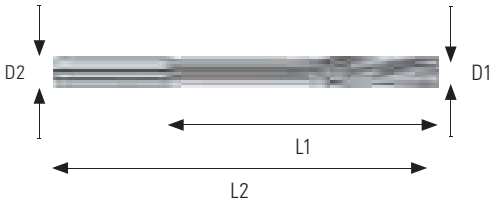

DIN 212B | NFE 66014 | 10°

D 1 Ø Nominal	D2 Ø Shank	L1 L. Cutting	L2 L. Overall	Ref.
0,6	0.6	17	33	871593
0,61	0.61	17	33	871594
0,62	0.62	17	33	871595
0,63	0.63	17	33	871596
0,64	0.64	17	33	871597
0,65	0.65	17	33	871598
0,66	0.66	17	33	871599
0,67	0.67	17	33	871600
0,68	0.68	17	33	871601
0,69	0.69	17	33	871602
0,7	0.7	17	33	871603
0,71	0.71	17	33	871604
0,72	0.72	17	33	871605
0,73	0.73	17	33	871606
0,74	0.74	17	33	871607
0,75	0.75	17	33	871608
0,76	0.76	17	33	871609
0,77	0.77	17	33	871610
0,78	0.78	17	33	871611
0,79	0.79	17	33	871612
0,8	0.8	22	38	871613
0,81	0.81	22	38	871614
0,82	0.82	22	38	871615
0,83	0.83	22	38	871616
0,84	0.84	22	38	871617
0,85	0.85	22	38	871618
0,86	0.86	22	38	871619
0,87	0.87	22	38	871620
0,88	0.88	22	38	871621
0,89	0.89	22	38	871622
0,9	0.9	22	38	871623
0,91	0.91	22	38	871624
0,92	0.92	22	38	871625
0,93	0.93	22	38	871626
0,94	0.94	22	38	871627
0,95	0.95	22	38	871628
0,96	0.96	22	38	871629
0,97	0.97	22	38	871630
0,98	0.98	22	38	871631
0,99	0.99	22	38	871632
1	1	22	38	871633
1,01	1.01	22	38	871634
1,02	1.02	22	38	871635
1,03	1.03	22	38	871636
1,04	1.04	22	38	871637
1,05	1.05	22	38	871638
1,06	1.06	24	40	871639
1,07	1.07	24	40	871640
1,08	1.08	24	40	871641
1,09	1.09	24	40	871642
1,1	1.1	24	40	871643
1,11	1.11	24	40	871644
1,12	1.12	24	40	871645
1,13	1.13	24	40	871646

D 1 Ø Nominal	D2 Ø Shank	L1 L. Cutting	L2 L. Overall	Ref.
1,14	1.14	24	40	871647
1,15	1.15	24	40	871648
1,16	1.16	24	40	871649
1,17	1.17	24	40	871650
1,18	1.18	24	40	871651
1,19	1.19	24	40	871652
1,2	1.2	24	40	871653
1,21	1.21	24	40	871654
1,22	1.22	24	40	871655
1,23	1.23	24	40	871656
1,24	1.24	24	40	871657
1,25	1.25	24	40	871658
1,26	1.26	24	40	871659
1,27	1.27	24	40	871660
1,28	1.28	24	40	871661
1,29	1.29	24	40	871662
1,3	1.3	24	40	871663
1,31	1.31	24	40	871664
1,32	1.32	24	40	871665
1,33	1.33	24	40	871666
1,34	1.34	24	40	871667
1,35	1.35	24	40	871668
1,36	1.36	24	40	871669
1,37	1.37	24	40	871670
1,38	1.38	24	40	871671
1,39	1.39	24	40	871672
1,4	1.4	24	40	871673
1,41	1.41	24	40	871674
1,42	1.42	24	40	871675
1,43	1.43	24	40	871676
1,44	1.44	24	40	871677
1,45	1.45	24	40	871678
1,46	1.46	24	40	871679
1,47	1.47	24	40	871680
1,48	1.48	24	40	871681
1,49	1.49	24	40	871682
1,5	1.5	24	40	871683
1,51	1.51	24	40	871684
1,52	1.52	24	40	871685
1,53	1.53	24	40	871686
1,54	1.54	24	40	871687
1,55	1.55	24	40	871688
1,56	1.56	26	43	871689
1,57	1.57	26	43	871690
1,58	1.58	26	43	871691
1,59	1.59	26	43	871692
1,6	1.6	26	43	871693
1,61	1.61	26	43	871694
1,62	1.62	26	43	871695
1,63	1.63	26	43	871696
1,64	1.64	26	43	871697
1,65	1.65	26	43	871698
1,66	1.66	26	43	871699
1,67	1.67	26	43	871700

CUTLINE

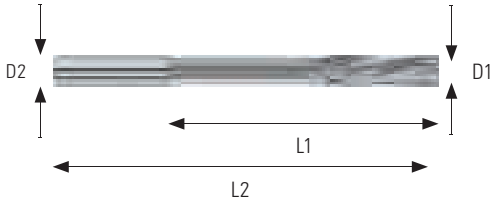

REAMER MACHINE HSS Co5% - HIGH PRECISION HPR

The left flute and the straight cut improve lubrification and cooling. Recommended for through-bores.
Tolerance: From Ø 0.6 to 3.00 = 0 / +3µ - From Ø 3.01 to 6.00 = 0 / +4µ - From Ø 6.01 to 20.00 = 0 / +5µ - Tail diameter h8

DIN 212B | NFE 66014 | 10°

D 1 Ø Nominal	D2 Ø Shank	L1 L. Cutting	L2 L. Overall	Ref.
1,68	1.68	26	43	871701
1,69	1.69	26	43	871702
1,7	1.7	26	43	871703
1,71	1.71	26	43	871704
1,72	1.72	26	43	871705
1,73	1.73	26	43	871706
1,74	1.74	26	43	871707
1,75	1.75	26	43	871708
1,76	1.76	26	43	871709
1,77	1.77	26	43	871710
1,78	1.78	26	43	871711
1,79	1.79	26	43	871712
1,8	1.8	31	49	871713
1,81	1.81	31	49	871714
1,82	1.82	31	49	871715
1,83	1.83	31	49	871716
1,84	1.84	31	49	871717
1,85	1.85	31	49	871718
1,86	1.86	31	49	871719
1,87	1.87	31	49	871720
1,88	1.88	31	49	871721
1,89	1.89	31	49	871722
1,9	1.9	31	49	871723
1,91	1.91	31	49	871724
1,92	1.92	31	49	871725
1,93	1.93	31	49	871726
1,94	1.94	31	49	871727
1,95	1.95	31	49	871728
1,96	1.96	31	49	871729
1,97	1.97	31	49	871730
1,98	1.98	31	49	871731
1,99	1.99	31	49	871732
2	2	31	49	871733
2,01	2.01	31	49	871734
2,02	2.02	31	49	871735
2,03	2.03	31	49	871736
2,04	2.04	31	49	871737
2,05	2.05	31	49	871738
2,06	2.06	31	49	871739
2,07	2.07	31	49	871740
2,08	2.08	31	49	871741
2,09	2.09	31	49	871742
2,1	2.1	31	49	871743
2,11	2.11	31	49	871744
2,12	2.12	31	49	871745
2,13	2.13	31	49	871746
2,14	2.14	31	49	871747
2,15	2.15	31	49	871748
2,16	2.16	31	49	871749
2,17	2.17	31	49	871750
2,18	2.18	31	49	871751
2,19	2.19	31	49	871752
2,2	2.2	31	49	871753
2,21	2.21	31	49	871754

D 1 Ø Nominal	D2 Ø Shank	L1 L. Cutting	L2 L. Overall	Ref.
2,22	2.22	31	49	871755
2,23	2.23	31	49	871756
2,24	2.24	31	49	871757
2,25	2.25	31	49	871758
2,26	2.26	31	49	871759
2,27	2.27	31	49	871760
2,28	2.28	31	49	871761
2,29	2.29	31	49	871762
2,3	2.3	31	49	871763
2,31	2.31	31	49	871764
2,32	2.32	31	49	871765
2,33	2.33	31	49	871766
2,34	2.34	31	49	871767
2,35	2.35	31	49	871768
2,36	2.36	31	49	871769
2,37	2.37	38	57	871770
2,38	2.38	38	57	871771
2,39	2.39	38	57	871772
2,4	2.4	38	57	871773
2,41	2.41	38	57	871774
2,42	2.42	38	57	871775
2,43	2.43	38	57	871776
2,44	2.44	38	57	871777
2,45	2.45	38	57	871778
2,46	2.46	38	57	871779
2,47	2.47	38	57	871780
2,48	2.48	38	57	871781
2,49	2.49	38	57	871782
2,5	2.5	38	57	871783
2,51	2.51	38	57	871784
2,52	2.52	38	57	871785
2,53	2.53	38	57	871786
2,54	2.54	38	57	871787
2,55	2.55	38	57	871788
2,56	2.56	38	57	871789
2,57	2.57	38	57	871790
2,58	2.58	38	57	871791
2,59	2.59	38	57	871792
2,6	2.6	38	57	871793
2,61	2.61	38	57	871794
2,62	2.62	38	57	871795
2,63	2.63	38	57	871796
2,64	2.64	38	57	871797
2,65	2.65	38	57	871798
2,66	2.66	38	57	871799
2,67	2.67	38	57	871800
2,68	2.68	38	57	871801
2,69	2.69	38	57	871802
2,7	2.7	38	57	871803
2,71	2.71	38	57	871804
2,72	2.72	38	57	871805
2,73	2.73	38	57	871806
2,74	2.74	38	57	871807
2,75	2.75	38	57	871808

D 1 Ø Nominal	D2 Ø Shank	L1 L. Cutting	L2 L. Overall	Ref.
2,76	2.76	38	57	871809
2,77	2.77	38	57	871810
2,78	2.78	38	57	871811
2,79	2.79	38	57	871812
2,8	2.8	38	57	871813
2,81	2.81	38	57	871814
2,82	2.82	38	57	871815
2,83	2.83	38	57	871816
2,84	2.84	38	57	871817
2,85	2.85	38	57	871818
2,86	2.86	38	57	871819
2,87	2.87	38	57	871820
2,88	2.88	38	57	871821
2,89	2.89	38	57	871822
2,9	2.9	38	57	871823
2,91	2.91	38	57	871824
2,92	2.92	38	57	871825
2,93	2.93	38	57	871826
2,94	2.94	38	57	871827
2,95	2.95	38	57	871828
2,96	2.96	38	57	871829
2,97	2.97	38	57	871830
2,98	2.98	38	57	847187
2,99	2.99	38	57	847188
3	3	38	57	847189
3,01	3.01	38	57	847190
3,02	3.02	38	57	847191
3,03	3.03	38	57	871831
3,04	3.04	38	57	871832
3,05	3.05	38	57	871833
3,06	3.06	38	57	871834
3,07	3.07	38	57	871835
3,08	3.08	38	57	871836
3,09	3.09	38	57	871837
3,1	3.1	38	57	871838
3,11	3.11	38	57	871839
3,12	3.12	38	57	871840
3,13	3.13	38	57	871841
3,14	3.14	38	57	871842
3,15	3.15	38	57	871843
3,16	3.16	38	57	871844
3,17	3.17	38	57	871845
3,18	3.18	38	57	871846
3,19	3.19	38	57	871847
3,2	3.2	38	57	871848
3,21	3.21	38	57	871849
3,22	3.22	38	57	871850
3,23	3.23	38	57	871851
3,24	3.24	38	57	871852
3,25	3.25	38	57	871853
3,26	3.26	38	57	871854
3,27	3.27	38	57	871855
3,28	3.28	38	57	871856
3,29	3.29	38	57	871857
3,3	3.3	38	57	871858
3,31	3.31	38	57	871859
3,32	3.32	38	57	871860
3,33	3.33	38	57	871861
3,34	3.34	38	57	871862
3,35	3.35	38	57	871863
3,36	3.36	38	57	871864
3,37	3.37	38	57	871865
3,38	3.38	38	57	871866
3,39	3.39	38	57	871867
3,4	3.4	38	57	871868

D 1 Ø Nominal	D2 Ø Shank	L1 L. Cutting	L2 L. Overall	Ref.
3,41	3.41	38	57	871869
3,42	3.42	38	57	871870
3,43	3.43	38	57	871871
3,44	3.44	38	57	871872
3,45	3.45	38	57	871873
3,46	3.46	38	57	871874
3,47	3.47	38	57	871875
3,48	3.48	38	57	871876
3,49	3.49	38	57	871877
3,5	3.5	38	57	871878
3,51	3.51	38	57	871879
3,52	3.52	38	57	871880
3,53	3.53	38	57	871881
3,54	3.54	38	57	871882
3,55	3.55	38	57	871883
3,56	3.56	38	57	871884
3,57	3.57	38	57	871885
3,58	3.58	38	57	871886
3,59	3.59	38	57	871887
3,6	3.6	38	57	871888
3,61	3.61	38	57	871889
3,62	3.62	38	57	871890
3,63	3.63	38	57	871891
3,64	3.64	38	57	871892
3,65	3.65	38	57	871893
3,66	3.66	38	57	871894
3,67	3.67	38	57	871895
3,68	3.68	38	57	871896
3,69	3.69	38	57	871897
3,7	3.7	38	57	871898
3,71	3.71	38	57	871899
3,72	3.72	38	57	871900
3,73	3.73	38	57	871901
3,74	3.74	38	57	871902
3,75	3.75	38	57	871903
3,76	4	51	75	871904
3,77	4	51	75	871905
3,78	4	51	75	871906
3,79	4	51	75	871907
3,8	4	51	75	871908
3,81	4	51	75	871909
3,82	4	51	75	871910
3,83	4	51	75	871911
3,84	4	51	75	871912
3,85	4	51	75	871913
3,86	4	51	75	871914
3,87	4	51	75	871915
3,88	4	51	75	871916
3,89	4	51	75	871917
3,9	4	51	75	871918
3,91	4	51	75	871919
3,92	4	51	75	871920
3,93	4	51	75	871921
3,94	4	51	75	871922
3,95	4	51	75	871923
3,96	4	51	75	871924
3,97	4	51	75	871925
3,98	4	51	75	847192
3,99	4	51	75	847193
4	4	51	75	847194
4,01	4	51	75	847195
4,02	4	51	75	847196
4,03	4	51	75	871926
4,04	4	51	75	871927
4,05	4	51	75	871928

CUTLINE

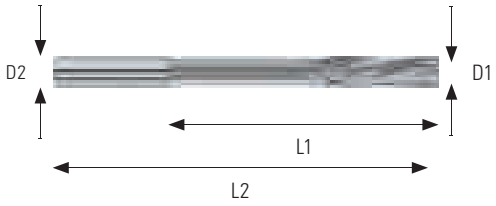

REAMER MACHINE HSS Co5% - HIGH PRECISION HPR

The left flute and the straight cut improve lubrification and cooling. Recommended for through-bores.
Tolerance: From Ø 0.6 to 3.00 = 0 / +3µ - From Ø 3.01 to 6.00 = 0 / +4µ - From Ø 6.01 to 20.00 = 0 / +5µ - Tail diameter h8

DIN 212B | NFE 66014 | 10°

D 1 Ø Nominal	D2 Ø Shank	L1 L. Cutting	L2 L. Overall	Ref.
4,06	4	51	75	871929
4,07	4	51	75	871930
4,08	4	51	75	871931
4,09	4	51	75	871932
4,1	4	51	75	871933
4,11	4	51	75	871934
4,12	4	51	75	871935
4,13	4	51	75	871936
4,14	4	51	75	871937
4,15	4	51	75	871938
4,16	4	51	75	871939
4,17	4	51	75	871940
4,18	4	51	75	871941
4,19	4	51	75	871942
4,2	4	51	75	871943
4,21	4	51	75	871944
4,22	4	51	75	871945
4,23	4	51	75	871946
4,24	4	51	75	871947
4,25	4	51	75	871948
4,26	4.5	55	80	871949
4,27	4.5	55	80	871950
4,28	4.5	55	80	871951
4,29	4.5	55	80	871952
4,3	4.5	55	80	871953
4,31	4.5	55	80	871954
4,32	4.5	55	80	871955
4,33	4.5	55	80	871956
4,34	4.5	55	80	871957
4,35	4.5	55	80	871958
4,36	4.5	55	80	871959
4,37	4.5	55	80	871960
4,38	4.5	55	80	871961
4,39	4.5	55	80	871962
4,4	4.5	55	80	871963
4,41	4.5	55	80	871964
4,42	4.5	55	80	871965
4,43	4.5	55	80	871966
4,44	4.5	55	80	871967
4,45	4.5	55	80	871968
4,46	4.5	55	80	871969
4,47	4.5	55	80	871970
4,48	4.5	55	80	871971
4,49	4.5	55	80	871972
4,5	4.5	55	80	871973
4,51	4.5	55	80	871974
4,52	4.5	55	80	871975
4,53	4.5	55	80	871976
4,54	4.5	55	80	871977
4,55	4.5	55	80	871978
4,56	4.5	55	80	871979
4,57	4.5	55	80	871980
4,58	4.5	55	80	871981
4,59	4.5	55	80	871982

D 1 Ø Nominal	D2 Ø Shank	L1 L. Cutting	L2 L. Overall	Ref.
4,6	4.5	55	80	871983
4,61	4.5	55	80	871984
4,62	4.5	55	80	871985
4,63	4.5	55	80	871986
4,64	4.5	55	80	871987
4,65	4.5	55	80	871988
4,66	4.5	55	80	871989
4,67	4.5	55	80	871990
4,68	4.5	55	80	871991
4,69	4.5	55	80	871992
4,7	4.5	55	80	871993
4,71	4.5	55	80	871994
4,72	4.5	55	80	871995
4,73	4.5	55	80	871996
4,74	4.5	55	80	871997
4,75	4.5	55	80	871998
4,76	5	60	86	871999
4,77	5	60	86	872000
4,78	5	60	86	872001
4,79	5	60	86	872002
4,8	5	60	86	872003
4,81	5	60	86	872004
4,82	5	60	86	872005
4,83	5	60	86	872006
4,84	5	60	86	872007
4,85	5	60	86	872008
4,86	5	60	86	872009
4,87	5	60	86	872010
4,88	5	60	86	872011
4,89	5	60	86	872012
4,9	5	60	86	872013
4,91	5	60	86	872014
4,92	5	60	86	872015
4,93	5	60	86	872016
4,94	5	60	86	872017
4,95	5	60	86	872018
4,96	5	60	86	872019
4,97	5	60	86	872020
4,98	5	60	86	847197
4,99	5	60	86	847198
5	5	60	86	847199
5,01	5	60	86	847200
5,02	5	60	86	847201
5,03	5	60	86	872021
5,04	5	60	86	872022
5,05	5	60	86	872023
5,06	5	60	86	872024
5,07	5	60	86	872025
5,08	5	60	86	872026
5,09	5	60	86	872027
5,1	5	60	86	872028
5,11	5	60	86	872029
5,12	5	60	86	872030
5,13	5	60	86	872031

D 1 Ø Nominal	D2 Ø Shank	L1 L. Cutting	L2 L. Overall	Ref.
5,14	5	60	86	872032
5,15	5	60	86	872033
5,16	5	60	86	872034
5,17	5	60	86	872035
5,18	5	60	86	872036
5,19	5	60	86	872037
5,2	5	60	86	872038
5,21	5	60	86	872039
5,22	5	60	86	872040
5,23	5	60	86	872041
5,24	5	60	86	872042
5,25	5	60	86	872043
5,26	5	60	86	872044
5,27	5	60	86	872045
5,28	5	60	86	872046
5,29	5	60	86	872047
5,3	5	60	86	872048
5,31	5.5	66	93	872049
5,32	5.5	66	93	872050
5,33	5.5	66	93	872051
5,34	5.5	66	93	872052
5,35	5.5	66	93	872053
5,36	5.5	66	93	872054
5,37	5.5	66	93	872055
5,38	5.5	66	93	872056
5,39	5.5	66	93	872057
5,4	5.5	66	93	872058
5,41	5.5	66	93	872059
5,42	5.5	66	93	872060
5,43	5.5	66	93	872061
5,44	5.5	66	93	872062
5,45	5.5	66	93	872063
5,46	5.5	66	93	872064
5,47	5.5	66	93	872065
5,48	5.5	66	93	872066
5,49	5.5	66	93	872067
5,5	5.5	66	93	872068
5,51	5.5	66	93	872069
5,52	5.5	66	93	872070
5,53	5.5	66	93	872071
5,54	5.5	66	93	872072
5,55	5.5	66	93	872073
5,56	5.5	66	93	872074
5,57	5.5	66	93	872075
5,58	5.5	66	93	872076
5,59	5.5	66	93	872077
5,6	5.5	66	93	872078
5,61	5.5	66	93	872079
5,62	5.5	66	93	872080
5,63	5.5	66	93	872081
5,64	5.5	66	93	872082
5,65	5.5	66	93	872083
5,66	5.5	66	93	872084
5,67	5.5	66	93	872085
5,68	5.5	66	93	872086
5,69	5.5	66	93	872087
5,7	5.5	66	93	872088
5,71	5.5	66	93	872089
5,72	5.5	66	93	872090
5,73	5.5	66	93	872091
5,74	5.5	66	93	872092
5,75	5.5	66	93	872093
5,76	5.5	66	93	872094
5,77	5.5	66	93	872095
5,78	5.5	66	93	872096

D 1 Ø Nominal	D2 Ø Shank	L1 L. Cutting	L2 L. Overall	Ref.
5,79	5.5	66	93	872097
5,8	5.5	66	93	872098
5,81	6	73	101	872099
5,82	6	73	101	872100
5,83	6	73	101	872101
5,84	6	73	101	872102
5,85	6	73	101	872103
5,86	6	73	101	872104
5,87	6	73	101	872105
5,88	6	73	101	872106
5,89	6	73	101	872107
5,9	6	73	101	872108
5,91	6	73	101	872109
5,92	6	73	101	872110
5,93	6	73	101	872111
5,94	6	73	101	872112
5,95	6	73	101	872113
5,96	6	73	101	872114
5,97	6	73	101	872115
5,98	6	73	101	847202
5,99	6	73	101	847203
6	6	73	101	847204
6,01	6	73	101	847205
6,02	6	73	101	847206
6,03	6	73	101	872116
6,04	6	73	101	872117
6,05	6	73	101	872118
6,06	6	73	101	872119
6,07	6	73	101	872120
6,08	6	73	101	872121
6,09	6	73	101	872122
6,1	6	73	101	872123
6,11	6	73	101	872124
6,12	6	73	101	872125
6,13	6	73	101	872126
6,14	6	73	101	872127
6,15	6	73	101	872128
6,16	6	73	101	872129
6,17	6	73	101	872130
6,18	6	73	101	872131
6,19	6	73	101	872132
6,2	6	73	101	872133
6,21	6	73	101	872134
6,22	6	73	101	872135
6,23	6	73	101	872136
6,24	6	73	101	872137
6,25	6	73	101	872138
6,26	6	73	101	872139
6,27	6	73	101	872140
6,28	6	73	101	872141
6,29	6	73	101	872142
6,3	6	73	101	872143
6,31	6	73	101	872144
6,32	6	73	101	872145
6,33	6	73	101	872146
6,34	6	73	101	872147
6,35	6	73	101	872148
6,36	6	73	101	872149
6,37	6	73	101	872150
6,38	6	73	101	872151
6,39	6	73	101	872152
6,4	6	73	101	872153
6,41	6	73	101	872154
6,42	6	73	101	872155
6,43	6	73	101	872156

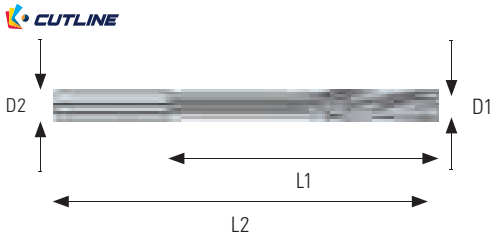

REAMER MACHINE HSS Co5% - HIGH PRECISION HPR

The left flute and the straight cut improve lubrification and cooling. Recommended for through-bores.
Tolerance: From Ø 0.6 to 3.00 = 0 / +3µ - From Ø 3.01 to 6.00 = 0 / +4µ - From Ø 6.01 to 20.00 = 0 / +5µ - Tail diameter h8

DIN 212B | NFE 66014 | 10°

D 1 Ø Nominal	D2 Ø Shank	L1 L. Cutting	L2 L. Overall	Ref.
6,44	6	73	101	872157
6,45	6	73	101	872158
6,46	6	73	101	872159
6,47	6	73	101	872160
6,48	6	73	101	872161
6,49	6	73	101	872162
6,5	6	73	101	872163
6,51	6	73	101	872164
6,52	6	73	101	872165
6,53	6	73	101	872166
6,54	6	73	101	872167
6,55	6	73	101	872168
6,56	6	73	101	872169
6,57	6	73	101	872170
6,58	6	73	101	872171
6,59	6	73	101	872172
6,6	6	73	101	872173
6,61	6	73	101	872174
6,62	6	73	101	872175
6,63	6	73	101	872176
6,64	6	73	101	872177
6,65	6	73	101	872178
6,66	6	73	101	872179
6,67	6	73	101	872180
6,68	6	73	101	872181
6,69	6	73	101	872182
6,7	6	73	101	872183
6,71	7	80	109	872184
6,72	7	80	109	872185
6,73	7	80	109	872186
6,74	7	80	109	872187
6,75	7	80	109	872188
6,76	7	80	109	872189
6,77	7	80	109	872190
6,78	7	80	109	872191
6,79	7	80	109	872192
6,8	7	80	109	872193
6,81	7	80	109	872194
6,82	7	80	109	872195
6,83	7	80	109	872196
6,84	7	80	109	872197
6,85	7	80	109	872198
6,86	7	80	109	872199
6,87	7	80	109	872200
6,88	7	80	109	872201
6,89	7	80	109	872202
6,9	7	80	109	872203
6,91	7	80	109	872204
6,92	7	80	109	872205
6,93	7	80	109	872206
6,94	7	80	109	872207
6,95	7	80	109	872208
6,96	7	80	109	872209
6,97	7	80	109	872210

D 1 Ø Nominal	D2 Ø Shank	L1 L. Cutting	L2 L. Overall	Ref.
6,98	7	80	109	872211
6,99	7	80	109	872212
7	7	80	109	872213
7,01	7	80	109	872214
7,02	7	80	109	872215
7,03	7	80	109	872216
7,04	7	80	109	872217
7,05	7	80	109	872218
7,06	7	80	109	872219
7,07	7	80	109	872220
7,08	7	80	109	872221
7,09	7	80	109	872222
7,1	7	80	109	872223
7,11	7	80	109	872224
7,12	7	80	109	872225
7,13	7	80	109	872226
7,14	7	80	109	872227
7,15	7	80	109	872228
7,16	7	80	109	872229
7,17	7	80	109	872230
7,18	7	80	109	872231
7,19	7	80	109	872232
7,2	7	80	109	872233
7,21	7	80	109	872234
7,22	7	80	109	872235
7,23	7	80	109	872236
7,24	7	80	109	872237
7,25	7	80	109	872238
7,26	7	80	109	872239
7,27	7	80	109	872240
7,28	7	80	109	872241
7,29	7	80	109	872242
7,3	7	80	109	872243
7,31	7	80	109	872244
7,32	7	80	109	872245
7,33	7	80	109	872246
7,34	7	80	109	872247
7,35	7	80	109	872248
7,36	7	80	109	872249
7,37	7	80	109	872250
7,38	7	80	109	872251
7,39	7	80	109	872252
7,4	7	80	109	872253
7,41	7	80	109	872254
7,42	7	80	109	872255
7,43	7	80	109	872256
7,44	7	80	109	872257
7,45	7	80	109	872258
7,46	7	80	109	872259
7,47	7	80	109	872260
7,48	7	80	109	872261
7,49	7	80	109	872262
7,5	7	80	109	872263
7,51	7	80	109	872264

D 1 Ø Nominal	D2 Ø Shank	L1 L. Cutting	L2 L. Overall	Ref.
7,52	7	80	109	872265
7,53	7	80	109	872266
7,54	7	80	109	872267
7,55	7	80	109	872268
7,56	8	86	117	872269
7,57	8	86	117	872270
7,58	8	86	117	872271
7,59	8	86	117	872272
7,6	8	86	117	872273
7,61	8	86	117	872274
7,62	8	86	117	872275
7,63	8	86	117	872276
7,64	8	86	117	872277
7,65	8	86	117	872278
7,66	8	86	117	872279
7,67	8	86	117	872280
7,68	8	86	117	872281
7,69	8	86	117	872282
7,7	8	86	117	872283
7,71	8	86	117	872284
7,72	8	86	117	872285
7,73	8	86	117	872286
7,74	8	86	117	872287
7,75	8	86	117	872288
7,76	8	86	117	872289
7,77	8	86	117	872290
7,78	8	86	117	872291
7,79	8	86	117	872292
7,8	8	86	117	872293
7,81	8	86	117	872294
7,82	8	86	117	872295
7,83	8	86	117	872296
7,84	8	86	117	872297
7,85	8	86	117	872298
7,86	8	86	117	872299
7,87	8	86	117	872300
7,88	8	86	117	872301
7,89	8	86	117	872302
7,9	8	86	117	872303
7,91	8	86	117	872304
7,92	8	86	117	872305
7,93	8	86	117	872306
7,94	8	86	117	872307
7,95	8	86	117	872308
7,96	8	86	117	872309
7,97	8	86	117	872310
7,98	8	86	117	847207
7,99	8	86	117	847208
8	8	86	117	847209
8,01	8	86	117	847210
8,02	8	86	117	847211
8,03	8	86	117	872311
8,04	8	86	117	872312
8,05	8	86	117	872313
8,06	8	86	117	872314
8,07	8	86	117	872315
8,08	8	86	117	872316
8,09	8	86	117	872317
8,1	8	86	117	872318
8,11	8	86	117	872319
8,12	8	86	117	872320
8,13	8	86	117	872321
8,14	8	86	117	872322
8,15	8	86	117	872323
8,16	8	86	117	872324

D 1 Ø Nominal	D2 Ø Shank	L1 L. Cutting	L2 L. Overall	Ref.
8,17	8	86	117	872325
8,18	8	86	117	872326
8,19	8	86	117	872327
8,2	8	86	117	872328
8,21	8	86	117	872329
8,22	8	86	117	872330
8,23	8	86	117	872331
8,24	8	86	117	872332
8,25	8	86	117	872333
8,26	8	86	117	872334
8,27	8	86	117	872335
8,28	8	86	117	872336
8,29	8	86	117	872337
8,3	8	86	117	872338
8,31	8	86	117	872339
8,32	8	86	117	872340
8,33	8	86	117	872341
8,34	8	86	117	872342
8,35	8	86	117	872343
8,36	8	86	117	872344
8,37	8	86	117	872345
8,38	8	86	117	872346
8,39	8	86	117	872347
8,4	8	86	117	872348
8,41	8	86	117	872349
8,42	8	86	117	872350
8,43	8	86	117	872351
8,44	8	86	117	872352
8,45	8	86	117	872353
8,46	8	86	117	872354
8,47	8	86	117	872355
8,48	8	86	117	872356
8,49	8	86	117	872357
8,5	8	86	117	872358
8,51	8	86	117	872359
8,52	8	86	117	872360
8,53	8	86	117	872361
8,54	8	86	117	872362
8,55	8	86	117	872363
8,56	9	91	125	872364
8,57	9	91	125	872365
8,58	9	91	125	872366
8,59	9	91	125	872367
8,6	9	91	125	872368
8,61	9	91	125	872369
8,62	9	91	125	872370
8,63	9	91	125	872371
8,64	9	91	125	872372
8,65	9	91	125	872373
8,66	9	91	125	872374
8,67	9	91	125	872375
8,68	9	91	125	872376
8,69	9	91	125	872377
8,7	9	91	125	872378
8,71	9	91	125	872379
8,72	9	91	125	872380
8,73	9	91	125	872381
8,74	9	91	125	872382
8,75	9	91	125	872383
8,76	9	91	125	872384
8,77	9	91	125	872385
8,78	9	91	125	872386
8,79	9	91	125	872387
8,8	9	91	125	872388
8,81	9	91	125	872389

CUTLINE

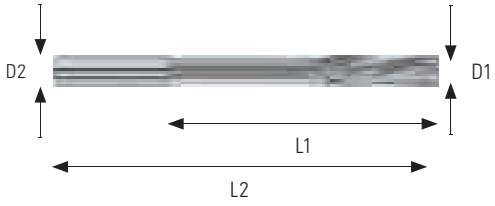

REAMER MACHINE HSS Co5% - HIGH PRECISION HPR

The left flute and the straight cut improve lubrification and cooling. Recommended for through-bores.
Tolerance: From Ø 0.6 to 3.00 = 0 / +3µ - From Ø 3.01 to 6.00 = 0 / +4µ - From Ø 6.01 to 20.00 = 0 / +5µ - Tail diameter h8

DIN 212B | NFE 66014 | 10°

D 1 Ø Nominal	D2 Ø Shank	L1 L. Cutting	L2 L. Overall	Ref.
8,82	9	91	125	872390
8,83	9	91	125	872391
8,84	9	91	125	872392
8,85	9	91	125	872393
8,86	9	91	125	872394
8,87	9	91	125	872395
8,88	9	91	125	872396
8,89	9	91	125	872397
8,9	9	91	125	872398
8,91	9	91	125	872399
8,92	9	91	125	872400
8,93	9	91	125	872401
8,94	9	91	125	872402
8,95	9	91	125	872403
8,96	9	91	125	872404
8,97	9	91	125	872405
8,98	9	91	125	872406
8,99	9	91	125	872407
9	9	91	125	872408
9,01	9	91	125	872409
9,02	9	91	125	872410
9,03	9	91	125	872411
9,04	9	91	125	872412
9,05	9	91	125	872413
9,06	9	91	125	872414
9,07	9	91	125	872415
9,08	9	91	125	872416
9,09	9	91	125	872417
9,1	9	91	125	872418
9,11	9	91	125	872419
9,12	9	91	125	872420
9,13	9	91	125	872421
9,14	9	91	125	872422
9,15	9	91	125	872423
9,16	9	91	125	872424
9,17	9	91	125	872425
9,18	9	91	125	872426
9,19	9	91	125	872427
9,2	9	91	125	872428
9,21	9	91	125	872429
9,22	9	91	125	872430
9,23	9	91	125	872431
9,24	9	91	125	872432
9,25	9	91	125	872433
9,26	9	91	125	872434
9,27	9	91	125	872435
9,28	9	91	125	872436
9,29	9	91	125	872437
9,3	9	91	125	872438
9,31	9	91	125	872439
9,32	9	91	125	872440
9,33	9	91	125	872441
9,34	9	91	125	872442
9,35	9	91	125	872443

D 1 Ø Nominal	D2 Ø Shank	L1 L. Cutting	L2 L. Overall	Ref.
9,36	9	91	125	872444
9,37	9	91	125	872445
9,38	9	91	125	872446
9,39	9	91	125	872447
9,4	9	91	125	872448
9,41	9	91	125	872449
9,42	9	91	125	872450
9,43	9	91	125	872451
9,44	9	91	125	872452
9,45	9	91	125	872453
9,46	9	91	125	872454
9,47	9	91	125	872455
9,48	9	91	125	872456
9,49	9	91	125	872457
9,5	9	91	125	872458
9,51	9	91	125	872459
9,52	9	91	125	872460
9,53	9	91	125	872461
9,54	9	91	125	872462
9,55	9	91	125	872463
9,56	10	99	133	872464
9,57	10	99	133	872465
9,58	10	99	133	872466
9,59	10	99	133	872467
9,6	10	99	133	872468
9,61	10	99	133	872469
9,62	10	99	133	872470
9,63	10	99	133	872471
9,64	10	99	133	872472
9,65	10	99	133	872473
9,66	10	99	133	872474
9,67	10	99	133	872475
9,68	10	99	133	872476
9,69	10	99	133	872477
9,7	10	99	133	872478
9,71	10	99	133	872479
9,72	10	99	133	872480
9,73	10	99	133	872481
9,74	10	99	133	872482
9,75	10	99	133	872483
9,76	10	99	133	872484
9,77	10	99	133	872485
9,78	10	99	133	872486
9,79	10	99	133	872487
9,8	10	99	133	872488
9,81	10	99	133	872489
9,82	10	99	133	872490
9,83	10	99	133	872491
9,84	10	99	133	872492
9,85	10	99	133	872493
9,86	10	99	133	872494
9,87	10	99	133	872495
9,88	10	99	133	872496
9,89	10	99	133	872497

D 1 Ø Nominal	D2 Ø Shank	L1 L. Cutting	L2 L. Overall	Ref.
9,9	10	99	133	872498
9,91	10	99	133	872499
9,92	10	99	133	872500
9,93	10	99	133	872501
9,94	10	99	133	872502
9,95	10	99	133	872503
9,96	10	99	133	872504
9,97	10	99	133	872505
9,98	10	99	133	847212
9,99	10	99	133	847213
10	10	99	133	847214
10,01	10	99	133	847215
10,02	10	99	133	847216
10,03	10	99	133	872506
10,04	10	99	133	872507
10,05	10	99	133	872508
10,06	10	99	133	872509
10,07	10	99	133	872510
10,08	10	99	133	872511
10,09	10	99	133	872512
10,1	10	99	133	872513
10,11	10	99	133	872514
10,12	10	99	133	872515
10,13	10	99	133	872516
10,14	10	99	133	872517
10,15	10	99	133	872518
10,16	10	99	133	872519
10,17	10	99	133	872520
10,18	10	99	133	872521
10,19	10	99	133	872522
10,2	10	99	133	872523
10,21	10	99	133	872524
10,22	10	99	133	872525
10,23	10	99	133	872526
10,24	10	99	133	872527
10,25	10	99	133	872528
10,26	10	99	133	872529
10,27	10	99	133	872530
10,28	10	99	133	872531
10,29	10	99	133	872532
10,3	10	99	133	872533
10,31	10	99	133	872534
10,32	10	99	133	872535
10,33	10	99	133	872536
10,34	10	99	133	872537
10,35	10	99	133	872538
10,36	10	99	133	872539
10,37	10	99	133	872540
10,38	10	99	133	872541
10,39	10	99	133	872542
10,4	10	99	133	872543
10,41	10	99	133	872544
10,42	10	99	133	872545
10,43	10	99	133	872546
10,44	10	99	133	872547
10,45	10	99	133	872548
10,46	10	99	133	872549
10,47	10	99	133	872550
10,48	10	99	133	872551
10,49	10	99	133	872552
10,5	10	99	133	872553
10,51	10	99	133	872554
10,52	10	99	133	872555
10,53	10	99	133	872556
10,54	10	99	133	872557

D 1 Ø Nominal	D2 Ø Shank	L1 L. Cutting	L2 L. Overall	Ref.
10,55	10	99	133	872558
10,56	10	99	133	872559
10,57	10	99	133	872560
10,58	10	99	133	872561
10,59	10	99	133	872562
10,6	10	99	133	872563
10,61	10	99	133	872564
10,62	10	99	133	872565
10,63	10	99	133	872566
10,64	10	99	133	872567
10,65	10	99	133	872568
10,66	10	99	133	872569
10,67	10	99	133	872570
10,68	10	99	133	872571
10,69	10	99	133	872572
10,7	10	99	133	872573
10,71	10	99	133	872574
10,72	10	99	133	872575
10,73	10	99	133	872576
10,74	10	99	133	872577
10,75	10	99	133	872578
10,76	10	99	133	872579
10,77	10	99	133	872580
10,78	10	99	133	872581
10,79	10	99	133	872582
10,8	10	99	133	872583
10,81	10	99	133	872584
10,82	10	99	133	872585
10,83	10	99	133	872586
10,84	10	99	133	872587
10,85	10	99	133	872588
10,86	10	99	133	872589
10,87	10	99	133	872590
10,88	10	99	133	872591
10,89	10	99	133	872592
10,9	10	99	133	872593
10,91	10	99	133	872594
10,92	10	99	133	872595
10,93	10	99	133	872596
10,94	10	99	133	872597
10,95	10	99	133	872598
10,96	10	99	133	872599
10,97	10	99	133	872600
10,98	10	99	133	872601
10,99	10	99	133	872602
11	10	99	133	872603
11,01	10	99	133	872604
11,02	10	99	133	872605
11,03	10	99	133	872606
11,04	10	99	133	872607
11,05	10	99	133	872608
11,06	10	99	133	872609
11,07	10	99	133	872610
11,08	10	99	133	872611
11,09	10	99	133	872612
11,1	10	99	133	872613
11,11	10	99	133	872614
11,12	10	99	133	872615
11,13	10	99	133	872616
11,14	10	99	133	872617
11,15	10	99	133	872618
11,16	10	99	133	872619
11,17	10	99	133	872620
11,18	10	99	133	872621
11,19	10	99	133	872622

CUTLINE

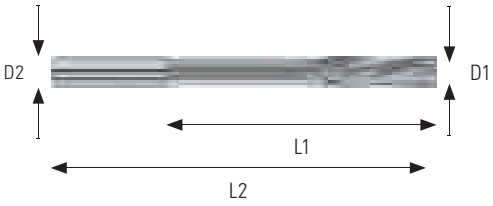

REAMER MACHINE HSS Co5% - HIGH PRECISION HPR

The left flute and the straight cut improve lubrification and cooling. Recommended for through-bores.
Tolerance: From Ø 0.6 to 3.00 = 0 / +3µ - From Ø 3.01 to 6.00 = 0 / +4µ - From Ø 6.01 to 20.00 = 0 / +5µ - Tail diameter h8

DIN 212B | NFE 66014 | 10°

D 1 Ø Nominal	D2 Ø Shank	L1 L. Cutting	L2 L. Overall	Ref.
11,2	10	99	133	872623
11,21	10	99	133	872624
11,22	10	99	133	872625
11,23	10	99	133	872626
11,24	10	99	133	872627
11,25	10	99	133	872628
11,26	10	99	133	872629
11,27	10	99	133	872630
11,28	10	99	133	872631
11,29	10	99	133	872632
11,3	10	99	133	872633
11,31	12	106	151	872634
11,32	12	106	151	872635
11,33	12	106	151	872636
11,34	12	106	151	872637
11,35	12	106	151	872638
11,36	12	106	151	872639
11,37	12	106	151	872640
11,38	12	106	151	872641
11,39	12	106	151	872642
11,4	12	106	151	872643
11,41	12	106	151	872644
11,42	12	106	151	872645
11,43	12	106	151	872646
11,44	12	106	151	872647
11,45	12	106	151	872648
11,46	12	106	151	872649
11,47	12	106	151	872650
11,48	12	106	151	872651
11,49	12	106	151	872652
11,5	12	106	151	872653
11,51	12	106	151	872654
11,52	12	106	151	872655
11,53	12	106	151	872656
11,54	12	106	151	872657
11,55	12	106	151	872658
11,56	12	106	151	872659
11,57	12	106	151	872660
11,58	12	106	151	872661
11,59	12	106	151	872662
11,6	12	106	151	872663
11,61	12	106	151	872664
11,62	12	106	151	872665
11,63	12	106	151	872666
11,64	12	106	151	872667
11,65	12	106	151	872668
11,66	12	106	151	872669
11,67	12	106	151	872670
11,68	12	106	151	872671
11,69	12	106	151	872672
11,7	12	106	151	872673
11,71	12	106	151	872674
11,72	12	106	151	872675
11,73	12	106	151	872676

D 1 Ø Nominal	D2 Ø Shank	L1 L. Cutting	L2 L. Overall	Ref.
11,74	12	106	151	872677
11,75	12	106	151	872678
11,76	12	106	151	872679
11,77	12	106	151	872680
11,78	12	106	151	872681
11,79	12	106	151	872682
11,8	12	106	151	872683
11,81	12	106	151	872684
11,82	12	106	151	872685
11,83	12	106	151	872686
11,84	12	106	151	872687
11,85	12	106	151	872688
11,86	12	106	151	872689
11,87	12	106	151	872690
11,88	12	106	151	872691
11,89	12	106	151	872692
11,9	12	106	151	872693
11,91	12	106	151	872694
11,92	12	106	151	872695
11,93	12	106	151	872696
11,94	12	106	151	872697
11,95	12	106	151	872698
11,96	12	106	151	872699
11,97	12	106	151	872700
11,98	12	106	151	872701
11,99	12	106	151	872702
12	12	106	151	872703
12,01	12	106	151	872704
12,02	12	106	151	872705
12,03	12	106	151	872706
12,04	12	106	151	872707
12,05	12	106	151	872708
12,06	12	106	151	872709
12,07	12	106	151	872710
12,08	12	106	151	872711
12,09	12	106	151	872712
12,1	12	106	151	872713
12,11	12	106	151	872714
12,12	12	106	151	872715
12,13	12	106	151	872716
12,14	12	106	151	872717
12,15	12	106	151	872718
12,16	12	106	151	872719
12,17	12	106	151	872720
12,18	12	106	151	872721
12,19	12	106	151	872722
12,2	12	106	151	872723
12,21	12	106	151	872724
12,22	12	106	151	872725
12,23	12	106	151	872726
12,24	12	106	151	872727
12,25	12	106	151	872728
12,26	12	106	151	872729
12,27	12	106	151	872730

D 1 Ø Nominal	D2 Ø Shank	L1 L. Cutting	L2 L. Overall	Ref.
12,28	12	106	151	872731
12,29	12	106	151	872732
12,3	12	106	151	872733
12,31	12	106	151	872734
12,32	12	106	151	872735
12,33	12	106	151	872736
12,34	12	106	151	872737
12,35	12	106	151	872738
12,36	12	106	151	872739
12,37	12	106	151	872740
12,38	12	106	151	872741
12,39	12	106	151	872742
12,4	12	106	151	872743
12,41	12	106	151	872744
12,42	12	106	151	872745
12,43	12	106	151	872746
12,44	12	106	151	872747
12,45	12	106	151	872748
12,46	12	106	151	872749
12,47	12	106	151	872750
12,48	12	106	151	872751
12,49	12	106	151	872752
12,5	12	106	151	872753
12,51	12	106	151	872754
12,52	12	106	151	872755
12,53	12	106	151	872756
12,54	12	106	151	872757
12,55	12	106	151	872758
12,56	12	106	151	872759
12,57	12	106	151	872760
12,58	12	106	151	872761
12,59	12	106	151	872762
12,6	12	106	151	872763
12,61	12	106	151	872764
12,62	12	106	151	872765
12,63	12	106	151	872766
12,64	12	106	151	872767
12,65	12	106	151	872768
12,66	12	106	151	872769
12,67	12	106	151	872770
12,68	12	106	151	872771
12,69	12	106	151	872772
12,7	12	106	151	872773
12,71	12	106	151	872774
12,72	12	106	151	872775
12,73	12	106	151	872776
12,74	12	106	151	872777
12,75	12	106	151	872778
12,76	12	106	151	872779
12,77	12	106	151	872780
12,78	12	106	151	872781
12,79	12	106	151	872782
12,8	12	106	151	872783
12,81	12	106	151	872784
12,82	12	106	151	872785
12,83	12	106	151	872786
12,84	12	106	151	872787
12,85	12	106	151	872788
12,86	12	106	151	872789
12,87	12	106	151	872790
12,88	12	106	151	872791
12,89	12	106	151	872792
12,9	12	106	151	872793
12,91	12	106	151	872794
12,92	12	106	151	872795

D 1 Ø Nominal	D2 Ø Shank	L1 L. Cutting	L2 L. Overall	Ref.
12,93	12	106	151	872796
12,94	12	106	151	872797
12,95	12	106	151	872798
12,96	12	106	151	872799
12,97	12	106	151	872800
12,98	12	106	151	872801
12,99	12	106	151	872802
13	12	106	151	872803
13,01	12	106	151	872804
13,02	12	106	151	872805
13,03	12	106	151	872806
13,04	12	106	151	872807
13,05	12	106	151	872808
13,06	12	106	151	872809
13,07	12	106	151	872810
13,08	12	106	151	872811
13,09	12	106	151	872812
13,1	12	106	151	872813
13,11	12	106	151	872814
13,12	12	106	151	872815
13,13	12	106	151	872816
13,14	12	106	151	872817
13,15	12	106	151	872818
13,16	12	106	151	872819
13,17	12	106	151	872820
13,18	12	106	151	872821
13,19	12	106	151	872822
13,2	12	106	151	872823
13,21	14	110	160	872824
13,22	14	110	160	872825
13,23	14	110	160	872826
13,24	14	110	160	872827
13,25	14	110	160	872828
13,26	14	110	160	872829
13,27	14	110	160	872830
13,28	14	110	160	872831
13,29	14	110	160	872832
13,3	14	110	160	872833
13,31	14	110	160	872834
13,32	14	110	160	872835
13,33	14	110	160	872836
13,34	14	110	160	872837
13,35	14	110	160	872838
13,36	14	110	160	872839
13,37	14	110	160	872840
13,38	14	110	160	872841
13,39	14	110	160	872842
13,4	14	110	160	872843
13,41	14	110	160	872844
13,42	14	110	160	872845
13,43	14	110	160	872846
13,44	14	110	160	872847
13,45	14	110	160	872848
13,46	14	110	160	872849
13,47	14	110	160	872850
13,48	14	110	160	872851
13,49	14	110	160	872852
13,5	14	110	160	872853
13,51	14	110	160	872854
13,52	14	110	160	872855
13,53	14	110	160	872856
13,54	14	110	160	872857
13,55	14	110	160	872858
13,56	14	110	160	872859
13,57	14	110	160	872860

CUTLINE

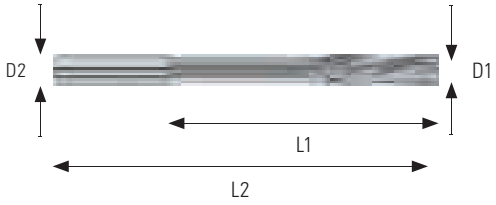

REAMER MACHINE HSS Co5% - HIGH PRECISION HPR

The left flute and the straight cut improve lubrification and cooling. Recommended for through-bores.
Tolerance: From Ø 0.6 to 3.00 = 0 / +3µ - From Ø 3.01 to 6.00 = 0 / +4µ - From Ø 6.01 to 20.00 = 0 / +5µ - Tail diameter h8

DIN 212B | NFE 66014 | 10°

D 1 Ø Nominal	D2 Ø Shank	L1 L. Cutting	L2 L. Overall	Ref.
13,58	14	110	160	872861
13,59	14	110	160	872862
13,6	14	110	160	872863
13,61	14	110	160	872864
13,62	14	110	160	872865
13,63	14	110	160	872866
13,64	14	110	160	872867
13,65	14	110	160	872868
13,66	14	110	160	872869
13,67	14	110	160	872870
13,68	14	110	160	872871
13,69	14	110	160	872872
13,7	14	110	160	872873
13,71	14	110	160	872874
13,72	14	110	160	872875
13,73	14	110	160	872876
13,74	14	110	160	872877
13,75	14	110	160	872878
13,76	14	110	160	872879
13,77	14	110	160	872880
13,78	14	110	160	872881
13,79	14	110	160	872882
13,8	14	110	160	872883
13,81	14	110	160	872884
13,82	14	110	160	872885
13,83	14	110	160	872886
13,84	14	110	160	872887
13,85	14	110	160	872888
13,86	14	110	160	872889
13,87	14	110	160	872890
13,88	14	110	160	872891
13,89	14	110	160	872892
13,9	14	110	160	872893
13,91	14	110	160	872894
13,92	14	110	160	872895
13,93	14	110	160	872896
13,94	14	110	160	872897
13,95	14	110	160	872898
13,96	14	110	160	872899
13,97	14	110	160	872900
13,98	14	110	160	872901
13,99	14	110	160	872902
14	14	110	160	872903
14,01	14	110	160	872904
14,02	14	110	160	872905
14,03	14	110	160	872906
14,04	14	110	160	872907
14,05	14	110	160	872908
14,06	14	112	162	872909
14,07	14	112	162	872910
14,08	14	112	162	872911
14,09	14	112	162	872912
14,1	14	112	162	872913
14,11	14	112	162	872914

D 1 Ø Nominal	D2 Ø Shank	L1 L. Cutting	L2 L. Overall	Ref.
14,12	14	112	162	872915
14,13	14	112	162	872916
14,14	14	112	162	872917
14,15	14	112	162	872918
14,16	14	112	162	872919
14,17	14	112	162	872920
14,18	14	112	162	872921
14,19	14	112	162	872922
14,2	14	112	162	872923
14,21	14	112	162	872924
14,22	14	112	162	872925
14,23	14	112	162	872926
14,24	14	112	162	872927
14,25	14	112	162	872928
14,26	14	112	162	872929
14,27	14	112	162	872930
14,28	14	112	162	872931
14,29	14	112	162	872932
14,3	14	112	162	872933
14,31	14	112	162	872934
14,32	14	112	162	872935
14,33	14	112	162	872936
14,34	14	112	162	872937
14,35	14	112	162	872938
14,36	14	112	162	872939
14,37	14	112	162	872940
14,38	14	112	162	872941
14,39	14	112	162	872942
14,4	14	112	162	872943
14,41	14	112	162	872944
14,42	14	112	162	872945
14,43	14	112	162	872946
14,44	14	112	162	872947
14,45	14	112	162	872948
14,46	14	112	162	872949
14,47	14	112	162	872950
14,48	14	112	162	872951
14,49	14	112	162	872952
14,5	14	112	162	872953
14,51	14	112	162	872954
14,52	14	112	162	872955
14,53	14	112	162	872956
14,54	14	112	162	872957
14,55	14	112	162	872958
14,56	14	112	162	872959
14,57	14	112	162	872960
14,58	14	112	162	872961
14,59	14	112	162	872962
14,6	14	112	162	872963
14,61	14	112	162	872964
14,62	14	112	162	872965
14,63	14	112	162	872966
14,64	14	112	162	872967
14,65	14	112	162	872968

D 1 Ø Nominal	D2 Ø Shank	L1 L. Cutting	L2 L. Overall	Ref.
14,66	14	112	162	872969
14,67	14	112	162	872970
14,68	14	112	162	872971
14,69	14	112	162	872972
14,7	14	112	162	872973
14,71	14	112	162	872974
14,72	14	112	162	872975
14,73	14	112	162	872976
14,74	14	112	162	872977
14,75	14	112	162	872978
14,76	14	112	162	872979
14,77	14	112	162	872980
14,78	14	112	162	872981
14,79	14	112	162	872982
14,8	14	112	162	872983
14,81	14	112	162	872984
14,82	14	112	162	872985
14,83	14	112	162	872986
14,84	14	112	162	872987
14,85	14	112	162	872988
14,86	14	112	162	872989
14,87	14	112	162	872990
14,88	14	112	162	872991
14,89	14	112	162	872992
14,9	14	112	162	872993
14,91	14	112	162	872994
14,92	14	112	162	872995
14,93	14	112	162	872996
14,94	14	112	162	872997
14,95	14	112	162	872998
14,96	14	112	162	872999
14,97	14	112	162	873000
14,98	14	112	162	873001
14,99	14	112	162	873002
15	14	112	162	873003
15,01	14	112	162	873004
15,02	14	112	162	873005
15,03	14	112	162	873006
15,04	14	112	162	873007
15,05	14	112	162	873008
15,06	16	117	170	873009
15,07	16	117	170	873010
15,08	16	117	170	873011
15,09	16	117	170	873012
15,1	16	117	170	873013
15,11	16	117	170	873014
15,12	16	117	170	873015
15,13	16	117	170	873016
15,14	16	117	170	873017
15,15	16	117	170	873018
15,16	16	117	170	873019
15,17	16	117	170	873020
15,18	16	117	170	873021
15,19	16	117	170	873022
15,2	16	117	170	873023
15,21	16	117	170	873024
15,22	16	117	170	873025
15,23	16	117	170	873026
15,24	16	117	170	873027
15,25	16	117	170	873028
15,26	16	117	170	873029
15,27	16	117	170	873030
15,28	16	117	170	873031
15,29	16	117	170	873032
15,3	16	117	170	873033

D 1 Ø Nominal	D2 Ø Shank	L1 L. Cutting	L2 L. Overall	Ref.
15,31	16	117	170	873034
15,32	16	117	170	873035
15,33	16	117	170	873036
15,34	16	117	170	873037
15,35	16	117	170	873038
15,36	16	117	170	873039
15,37	16	117	170	873040
15,38	16	117	170	873041
15,39	16	117	170	873042
15,4	16	117	170	873043
15,41	16	117	170	873044
15,42	16	117	170	873045
15,43	16	117	170	873046
15,44	16	117	170	873047
15,45	16	117	170	873048
15,46	16	117	170	873049
15,47	16	117	170	873050
15,48	16	117	170	873051
15,49	16	117	170	873052
15,5	16	117	170	873053
15,51	16	117	170	873054
15,52	16	117	170	873055
15,53	16	117	170	873056
15,54	16	117	170	873057
15,55	16	117	170	873058
15,56	16	117	170	873059
15,57	16	117	170	873060
15,58	16	117	170	873061
15,59	16	117	170	873062
15,6	16	117	170	873063
15,61	16	117	170	873064
15,62	16	117	170	873065
15,63	16	117	170	873066
15,64	16	117	170	873067
15,65	16	117	170	873068
15,66	16	117	170	873069
15,67	16	117	170	873070
15,68	16	117	170	873071
15,69	16	117	170	873072
15,7	16	117	170	873073
15,71	16	117	170	873074
15,72	16	117	170	873075
15,73	16	117	170	873076
15,74	16	117	170	873077
15,75	16	117	170	873078
15,76	16	117	170	873079
15,77	16	117	170	873080
15,78	16	117	170	873081
15,79	16	117	170	873082
15,8	16	117	170	873083
15,81	16	117	170	873084
15,82	16	117	170	873085
15,83	16	117	170	873086
15,84	16	117	170	873087
15,85	16	117	170	873088
15,86	16	117	170	873089
15,87	16	117	170	873090
15,88	16	117	170	873091
15,89	16	117	170	873092
15,9	16	117	170	873093
15,91	16	117	170	873094
15,92	16	117	170	873095
15,93	16	117	170	873096
15,94	16	117	170	873097
15,95	16	117	170	873098

CUTLINE

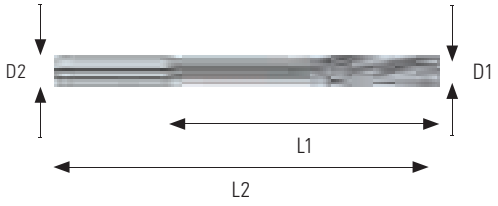

REAMER MACHINE HSS Co5% - HIGH PRECISION HPR

The left flute and the straight cut improve lubrification and cooling. Recommended for through-bores.
Tolerance: From Ø 0.6 to 3.00 = 0 / +3µ - From Ø 3.01 to 6.00 = 0 / +4µ - From Ø 6.01 to 20.00 = 0 / +5µ - Tail diameter h8

DIN 212B | NFE 66014 | 10°

D 1 Ø Nominal	D2 Ø Shank	L1 L. Cutting	L2 L. Overall	Ref.
15,96	16	117	170	873099
15,97	16	117	170	873100
15,98	16	117	170	873101
15,99	16	117	170	873102
16	16	117	170	873103
16,01	16	117	170	873104
16,02	16	117	170	873105
16,03	16	117	170	873106
16,04	16	117	170	873107
16,05	16	117	170	873108
16,06	16	122	175	873109
16,07	16	122	175	873110
16,08	16	122	175	873111
16,09	16	122	175	873112
16,1	16	122	175	873113
16,11	16	122	175	873114
16,12	16	122	175	873115
16,13	16	122	175	873116
16,14	16	122	175	873117
16,15	16	122	175	873118
16,16	16	122	175	873119
16,17	16	122	175	873120
16,18	16	122	175	873121
16,19	16	122	175	873122
16,2	16	122	175	873123
16,97	16	122	175	873124
16,98	16	122	175	873125
16,99	16	122	175	873126
17	16	122	175	873127
17,01	16	122	175	873128
17,02	16	122	175	873129
17,03	16	122	175	873130
17,04	16	122	175	873131

D 1 Ø Nominal	D2 Ø Shank	L1 L. Cutting	L2 L. Overall	Ref.
17,05	16	122	175	873132
17,97	16	129	182	873133
17,98	16	129	182	873134
17,99	16	129	182	873135
18	16	129	182	873136
18,01	16	129	182	873137
18,02	16	129	182	873138
18,03	16	129	182	873139
18,04	16	129	182	873140
18,05	16	129	182	873141
18,1	16	136	189	873142
18,2	16	136	189	873143
18,97	16	136	189	873144
18,98	16	136	189	873145
18,99	16	136	189	873146
19	16	136	189	873147
19,01	16	136	189	873148
19,02	16	136	189	873149
19,03	16	136	189	873150
19,04	16	136	189	873151
19,05	16	136	189	873152
19,97	16	142	195	873153
19,98	16	142	195	873154
19,99	16	142	195	873155
20	16	142	195	873156
20,01	16	142	195	873157
20,02	16	142	195	873158
20,03	16	142	195	873159
20,04	16	142	195	873160
20,05	16	142	195	873161
20,1	16	142	195	873162
20,2	16	142	195	873163

REAMER MACHINE CARBIDE - HIGH PRECISION HPRC

CUTLINE

The left flute and the straight cut improve lubrification and cooling. Recommended for through-bores.
Tolerance: From Ø 0.6 to 3.00 = 0 / +3µ - From Ø 3.01 to 6.00 = 0 / +4µ - From Ø 6.01 to 20.00 = 0 / +5µ - Tail diameter h8



DIN 212B | NFE 66014 | 10°

D 1 Ø Nominal	D2 Ø Shank	L1 L. Cutting	L2 L. Overall	Ref.
0,6	0.6	17	33	870283
0,61	0.61	17	33	870284
0,62	0.62	17	33	870285
0,63	0.63	17	33	870286
0,64	0.64	17	33	870287
0,65	0.65	17	33	870288
0,66	0.66	17	33	870289
0,67	0.67	17	33	870290
0,68	0.68	17	33	870291
0,69	0.69	17	33	870292
0,7	0.7	17	33	870293
0,71	0.71	17	33	870294
0,72	0.72	17	33	870295
0,73	0.73	17	33	870296
0,74	0.74	17	33	870297
0,75	0.75	17	33	870298
0,76	0.76	17	33	870299
0,77	0.77	17	33	870300
0,78	0.78	17	33	870301
0,79	0.79	17	33	870302
0,8	0.8	22	38	870303
0,81	0.81	22	38	870304
0,82	0.82	22	38	870305
0,83	0.83	22	38	870306
0,84	0.84	22	38	870307
0,85	0.85	22	38	870308
0,86	0.86	22	38	870309
0,87	0.87	22	38	870310
0,88	0.88	22	38	870311
0,89	0.89	22	38	870312
0,9	0.9	22	38	870313
0,91	0.91	22	38	870314
0,92	0.92	22	38	870315
0,93	0.93	22	38	870316
0,94	0.94	22	38	870317
0,95	0.95	22	38	870318
0,96	0.96	22	38	870319
0,97	0.97	22	38	870320
0,98	0.98	22	38	870321
0,99	0.99	22	38	870322
1	1	22	38	870323
1,01	1.01	22	38	870324
1,02	1.02	22	38	870325
1,03	1.03	22	38	870326
1,04	1.04	22	38	870327
1,05	1.05	22	38	870328
1,06	1.06	24	40	870329
1,07	1.07	24	40	870330
1,08	1.08	24	40	870331
1,09	1.09	24	40	870332
1,1	1.1	24	40	870333
1,11	1.11	24	40	870334
1,12	1.12	24	40	870335
1,13	1.13	24	40	870336

D 1 Ø Nominal	D2 Ø Shank	L1 L. Cutting	L2 L. Overall	Ref.
1,14	1.14	24	40	870337
1,15	1.15	24	40	870338
1,16	1.16	24	40	870339
1,17	1.17	24	40	870340
1,18	1.18	24	40	870341
1,19	1.19	24	40	870342
1,2	1.2	24	40	870343
1,21	1.21	24	40	870344
1,22	1.22	24	40	870345
1,23	1.23	24	40	870346
1,24	1.24	24	40	870347
1,25	1.25	24	40	870348
1,26	1.26	24	40	870349
1,27	1.27	24	40	870350
1,28	1.28	24	40	870351
1,29	1.29	24	40	870352
1,3	1.3	24	40	870353
1,31	1.31	24	40	870354
1,32	1.32	24	40	870355
1,33	1.33	24	40	870356
1,34	1.34	24	40	870357
1,35	1.35	24	40	870358
1,36	1.36	24	40	870359
1,37	1.37	24	40	870360
1,38	1.38	24	40	870361
1,39	1.39	24	40	870362
1,4	1.4	24	40	870363
1,41	1.41	24	40	870364
1,42	1.42	24	40	870365
1,43	1.43	24	40	870366
1,44	1.44	24	40	870367
1,45	1.45	24	40	870368
1,46	1.46	24	40	870369
1,47	1.47	24	40	870370
1,48	1.48	24	40	870371
1,49	1.49	24	40	870372
1,5	1.5	24	40	870373
1,51	1.51	24	40	870374
1,52	1.52	24	40	870375
1,53	1.53	24	40	870376
1,54	1.54	24	40	870377
1,55	1.55	24	40	870378
1,56	1.56	26	43	870379
1,57	1.57	26	43	870380
1,58	1.58	26	43	870381
1,59	1.59	26	43	870382
1,6	1.6	26	43	870383
1,61	1.61	26	43	870384
1,62	1.62	26	43	870385
1,63	1.63	26	43	870386
1,64	1.64	26	43	870387
1,65	1.65	26	43	870388
1,66	1.66	26	43	870389
1,67	1.67	26	43	870390

CUTLINE

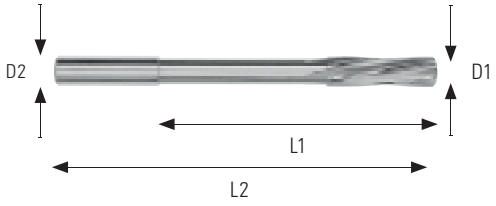

REAMER MACHINE CARBIDE - HIGH PRECISION HPRC

The left flute and the straight cut improve lubrification and cooling. Recommended for through-bores.
Tolerance: From Ø 0.6 to 3.00 = 0 / +3µ - From Ø 3.01 to 6.00 = 0 / +4µ - From Ø 6.01 to 20.00 = 0 / +5µ - Tail diameter h8

DIN 212B | NFE 66014 | 10°

D 1 Ø Nominal	D2 Ø Shank	L1 L. Cutting	L2 L. Overall	Ref.
1,68	1.68	26	43	870391
1,69	1.69	26	43	870392
1,7	1.7	26	43	870393
1,71	1.71	26	43	870394
1,72	1.72	26	43	870395
1,73	1.73	26	43	870396
1,74	1.74	26	43	870397
1,75	1.75	26	43	870398
1,76	1.76	26	43	870399
1,77	1.77	26	43	870400
1,78	1.78	26	43	870401
1,79	1.79	26	43	870402
1,8	1.8	31	49	870403
1,81	1.81	31	49	870404
1,82	1.82	31	49	870405
1,83	1.83	31	49	870406
1,84	1.84	31	49	870407
1,85	1.85	31	49	870408
1,86	1.86	31	49	870409
1,87	1.87	31	49	870410
1,88	1.88	31	49	870411
1,89	1.89	31	49	870412
1,9	1.9	31	49	870413
1,91	1.91	31	49	870414
1,92	1.92	31	49	870415
1,93	1.93	31	49	870416
1,94	1.94	31	49	870417
1,95	1.95	31	49	870418
1,96	1.96	31	49	870419
1,97	1.97	31	49	870420
1,98	1.98	31	49	870421
1,99	1.99	31	49	870422
2	2	31	49	870423
2,01	2.01	31	49	870424
2,02	2.02	31	49	870425
2,03	2.03	31	49	870426
2,04	2.04	31	49	870427
2,05	2.05	31	49	870428
2,06	2.06	31	49	870429
2,07	2.07	31	49	870430
2,08	2.08	31	49	870431
2,09	2.09	31	49	870432
2,1	2.1	31	49	870433
2,11	2.11	31	49	870434
2,12	2.12	31	49	870435
2,13	2.13	31	49	870436
2,14	2.14	31	49	870437
2,15	2.15	31	49	870438
2,16	2.16	31	49	870439
2,17	2.17	31	49	870440
2,18	2.18	31	49	870441
2,19	2.19	31	49	870442
2,2	2.2	31	49	870443
2,21	2.21	31	49	870444

D 1 Ø Nominal	D2 Ø Shank	L1 L. Cutting	L2 L. Overall	Ref.
2,22	2.22	31	49	870445
2,23	2.23	31	49	870446
2,24	2.24	31	49	870447
2,25	2.25	31	49	870448
2,26	2.26	31	49	870449
2,27	2.27	31	49	870450
2,28	2.28	31	49	870451
2,29	2.29	31	49	870452
2,3	2.3	31	49	870453
2,31	2.31	31	49	870454
2,32	2.32	31	49	870455
2,33	2.33	31	49	870456
2,34	2.34	31	49	870457
2,35	2.35	31	49	870458
2,36	2.36	31	49	870459
2,37	2.37	38	57	870460
2,38	2.38	38	57	870461
2,39	2.39	38	57	870462
2,4	2.4	38	57	870463
2,41	2.41	38	57	870464
2,42	2.42	38	57	870465
2,43	2.43	38	57	870466
2,44	2.44	38	57	870467
2,45	2.45	38	57	870468
2,46	2.46	38	57	870469
2,47	2.47	38	57	870470
2,48	2.48	38	57	870471
2,49	2.49	38	57	870472
2,5	2.5	38	57	870473
2,51	2.51	38	57	870474
2,52	2.52	38	57	870475
2,53	2.53	38	57	870476
2,54	2.54	38	57	870477
2,55	2.55	38	57	870478
2,56	2.56	38	57	870479
2,57	2.57	38	57	870480
2,58	2.58	38	57	870481
2,59	2.59	38	57	870482
2,6	2.6	38	57	870483
2,61	2.61	38	57	870484
2,62	2.62	38	57	870485
2,63	2.63	38	57	870486
2,64	2.64	38	57	870487
2,65	2.65	38	57	870488
2,66	2.66	38	57	870489
2,67	2.67	38	57	870490
2,68	2.68	38	57	870491
2,69	2.69	38	57	870492
2,7	2.7	38	57	870493
2,71	2.71	38	57	870494
2,72	2.72	38	57	870495
2,73	2.73	38	57	870496
2,74	2.74	38	57	870497
2,75	2.75	38	57	870498

D 1 Ø Nominal	D2 Ø Shank	L1 L. Cutting	L2 L. Overall	Ref.
2,76	2.76	38	57	870499
2,77	2.77	38	57	870500
2,78	2.78	38	57	870501
2,79	2.79	38	57	870502
2,8	2.8	38	57	870503
2,81	2.81	38	57	870504
2,82	2.82	38	57	870505
2,83	2.83	38	57	870506
2,84	2.84	38	57	870507
2,85	2.85	38	57	870508
2,86	2.86	38	57	870509
2,87	2.87	38	57	870510
2,88	2.88	38	57	870511
2,89	2.89	38	57	870512
2,9	2.9	38	57	870513
2,91	2.91	38	57	870514
2,92	2.92	38	57	870515
2,93	2.93	38	57	870516
2,94	2.94	38	57	870517
2,95	2.95	38	57	870518
2,96	2.96	38	57	870519
2,97	2.97	38	57	870520
2,98	2.98	38	57	870521
2,99	2.99	38	57	870522
3	3	38	57	870523
3,01	3.01	38	57	870524
3,02	3.02	38	57	870525
3,03	3.03	38	57	870526
3,04	3.04	38	57	870527
3,05	3.05	38	57	870528
3,06	3.06	38	57	870529
3,07	3.07	38	57	870530
3,08	3.08	38	57	870531
3,09	3.09	38	57	870532
3,1	3.1	38	57	870533
3,11	3.11	38	57	870534
3,12	3.12	38	57	870535
3,13	3.13	38	57	870536
3,14	3.14	38	57	870537
3,15	3.15	38	57	870538
3,16	3.16	38	57	870539
3,17	3.17	38	57	870540
3,18	3.18	38	57	870541
3,19	3.19	38	57	870542
3,2	3.2	38	57	870543
3,21	3.21	38	57	870544
3,22	3.22	38	57	870545
3,23	3.23	38	57	870546
3,24	3.24	38	57	870547
3,25	3.25	38	57	870548
3,26	3.26	38	57	870549
3,27	3.27	38	57	870550
3,28	3.28	38	57	870551
3,29	3.29	38	57	870552
3,3	3.3	38	57	870553
3,31	3.31	38	57	870554
3,32	3.32	38	57	870555
3,33	3.33	38	57	870556
3,34	3.34	38	57	870557
3,35	3.35	38	57	870558
3,36	3.36	38	57	870559
3,37	3.37	38	57	870560
3,38	3.38	38	57	870561
3,39	3.39	38	57	870562
3,4	3.4	38	57	870563

D 1 Ø Nominal	D2 Ø Shank	L1 L. Cutting	L2 L. Overall	Ref.
3,41	3.41	38	57	870564
3,42	3.42	38	57	870565
3,43	3.43	38	57	870566
3,44	3.44	38	57	870567
3,45	3.45	38	57	870568
3,46	3.46	38	57	870569
3,47	3.47	38	57	870570
3,48	3.48	38	57	870571
3,49	3.49	38	57	870572
3,5	3.5	38	57	870573
3,51	3.51	38	57	870574
3,52	3.52	38	57	870575
3,53	3.53	38	57	870576
3,54	3.54	38	57	870577
3,55	3.55	38	57	870578
3,56	3.56	38	57	870579
3,57	3.57	38	57	870580
3,58	3.58	38	57	870581
3,59	3.59	38	57	870582
3,6	3.6	38	57	870583
3,61	3.61	38	57	870584
3,62	3.62	38	57	870585
3,63	3.63	38	57	870586
3,64	3.64	38	57	870587
3,65	3.65	38	57	870588
3,66	3.66	38	57	870589
3,67	3.67	38	57	870590
3,68	3.68	38	57	870591
3,69	3.69	38	57	870592
3,7	3.7	38	57	870593
3,71	3.71	38	57	870594
3,72	3.72	38	57	870595
3,73	3.73	38	57	870596
3,74	3.74	38	57	870597
3,75	3.75	38	57	870598
3,76	4	51	75	870599
3,77	4	51	75	870600
3,78	4	51	75	870601
3,79	4	51	75	870602
3,8	4	51	75	870603
3,81	4	51	75	870604
3,82	4	51	75	870605
3,83	4	51	75	870606
3,84	4	51	75	870607
3,85	4	51	75	870608
3,86	4	51	75	870609
3,87	4	51	75	870610
3,88	4	51	75	870611
3,89	4	51	75	870612
3,9	4	51	75	870613
3,91	4	51	75	870614
3,92	4	51	75	870615
3,93	4	51	75	870616
3,94	4	51	75	870617
3,95	4	51	75	870618
3,96	4	51	75	870619
3,97	4	51	75	870620
3,98	4	51	75	870621
3,99	4	51	75	870622
4	4	51	75	870623
4,01	4	51	75	870624
4,02	4	51	75	870625
4,03	4	51	75	870626
4,04	4	51	75	870627
4,05	4	51	75	870628

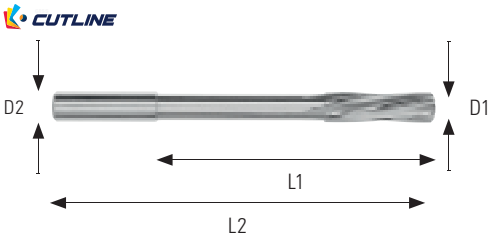

REAMER MACHINE CARBIDE - HIGH PRECISION HPRC

The left flute and the straight cut improve lubrification and cooling. Recommended for through-bores.
Tolerance: From Ø 0.6 to 3.00 = 0 / +3µ - From Ø 3.01 to 6.00 = 0 / +4µ - From Ø 6.01 to 20.00 = 0 / +5µ - Tail diameter h8

DIN 212B | NFE 66014 | 10°

D 1 Ø Nominal	D2 Ø Shank	L1 L. Cutting	L2 L. Overall	Ref.
4,06	4	51	75	870629
4,07	4	51	75	870630
4,08	4	51	75	870631
4,09	4	51	75	870632
4,1	4	51	75	870633
4,11	4	51	75	870634
4,12	4	51	75	870635
4,13	4	51	75	870636
4,14	4	51	75	870637
4,15	4	51	75	870638
4,16	4	51	75	870639
4,17	4	51	75	870640
4,18	4	51	75	870641
4,19	4	51	75	870642
4,2	4	51	75	870643
4,21	4	51	75	870644
4,22	4	51	75	870645
4,23	4	51	75	870646
4,24	4	51	75	870647
4,25	4	51	75	870648
4,26	4.5	55	80	870649
4,27	4.5	55	80	870650
4,28	4.5	55	80	870651
4,29	4.5	55	80	870652
4,3	4.5	55	80	870653
4,31	4.5	55	80	870654
4,32	4.5	55	80	870655
4,33	4.5	55	80	870656
4,34	4.5	55	80	870657
4,35	4.5	55	80	870658
4,36	4.5	55	80	870659
4,37	4.5	55	80	870660
4,38	4.5	55	80	870661
4,39	4.5	55	80	870662
4,4	4.5	55	80	870663
4,41	4.5	55	80	870664
4,42	4.5	55	80	870665
4,43	4.5	55	80	870666
4,44	4.5	55	80	870667
4,45	4.5	55	80	870668
4,46	4.5	55	80	870669
4,47	4.5	55	80	870670
4,48	4.5	55	80	870671
4,49	4.5	55	80	870672
4,5	4.5	55	80	870673
4,51	4.5	55	80	870674
4,52	4.5	55	80	870675
4,53	4.5	55	80	870676
4,54	4.5	55	80	870677
4,55	4.5	55	80	870678
4,56	4.5	55	80	870679
4,57	4.5	55	80	870680
4,58	4.5	55	80	870681
4,59	4.5	55	80	870682

D 1 Ø Nominal	D2 Ø Shank	L1 L. Cutting	L2 L. Overall	Ref.
4,6	4.5	55	80	870683
4,61	4.5	55	80	870684
4,62	4.5	55	80	870685
4,63	4.5	55	80	870686
4,64	4.5	55	80	870687
4,65	4.5	55	80	870688
4,66	4.5	55	80	870689
4,67	4.5	55	80	870690
4,68	4.5	55	80	870691
4,69	4.5	55	80	870692
4,7	4.5	55	80	870693
4,71	4.5	55	80	870694
4,72	4.5	55	80	870695
4,73	4.5	55	80	870696
4,74	4.5	55	80	870697
4,75	4.5	55	80	870698
4,76	5	60	86	870699
4,77	5	60	86	870700
4,78	5	60	86	870701
4,79	5	60	86	870702
4,8	5	60	86	870703
4,81	5	60	86	870704
4,82	5	60	86	870705
4,83	5	60	86	870706
4,84	5	60	86	870707
4,85	5	60	86	870708
4,86	5	60	86	870709
4,87	5	60	86	870710
4,88	5	60	86	870711
4,89	5	60	86	870712
4,9	5	60	86	870713
4,91	5	60	86	870714
4,92	5	60	86	870715
4,93	5	60	86	870716
4,94	5	60	86	870717
4,95	5	60	86	870718
4,96	5	60	86	870719
4,97	5	60	86	870720
4,98	5	60	86	870721
4,99	5	60	86	870722
5	5	60	86	870723
5,01	5	60	86	870724
5,02	5	60	86	870725
5,03	5	60	86	870726
5,04	5	60	86	870727
5,05	5	60	86	870728
5,06	5	60	86	870729
5,07	5	60	86	870730
5,08	5	60	86	870731
5,09	5	60	86	870732
5,1	5	60	86	870733
5,11	5	60	86	870734
5,12	5	60	86	870735
5,13	5	60	86	870736

D 1 Ø Nominal	D2 Ø Shank	L1 L. Cutting	L2 L. Overall	Ref.
5,14	5	60	86	870737
5,15	5	60	86	870738
5,16	5	60	86	870739
5,17	5	60	86	870740
5,18	5	60	86	870741
5,19	5	60	86	870742
5,2	5	60	86	870743
5,21	5	60	86	870744
5,22	5	60	86	870745
5,23	5	60	86	870746
5,24	5	60	86	870747
5,25	5	60	86	870748
5,26	5	60	86	870749
5,27	5	60	86	870750
5,28	5	60	86	870751
5,29	5	60	86	870752
5,3	5	60	86	870753
5,31	5.5	66	93	870754
5,32	5.5	66	93	870755
5,33	5.5	66	93	870756
5,34	5.5	66	93	870757
5,35	5.5	66	93	870758
5,36	5.5	66	93	870759
5,37	5.5	66	93	870760
5,38	5.5	66	93	870761
5,39	5.5	66	93	870762
5,4	5.5	66	93	870763
5,41	5.5	66	93	870764
5,42	5.5	66	93	870765
5,43	5.5	66	93	870766
5,44	5.5	66	93	870767
5,45	5.5	66	93	870768
5,46	5.5	66	93	870769
5,47	5.5	66	93	870770
5,48	5.5	66	93	870771
5,49	5.5	66	93	870772
5,5	5.5	66	93	870773
5,51	5.5	66	93	870774
5,52	5.5	66	93	870775
5,53	5.5	66	93	870776
5,54	5.5	66	93	870777
5,55	5.5	66	93	870778
5,56	5.5	66	93	870779
5,57	5.5	66	93	870780
5,58	5.5	66	93	870781
5,59	5.5	66	93	870782
5,6	5.5	66	93	870783
5,61	5.5	66	93	870784
5,62	5.5	66	93	870785
5,63	5.5	66	93	870786
5,64	5.5	66	93	870787
5,65	5.5	66	93	870788
5,66	5.5	66	93	870789
5,67	5.5	66	93	870790
5,68	5.5	66	93	870791
5,69	5.5	66	93	870792
5,7	5.5	66	93	870793
5,71	5.5	66	93	870794
5,72	5.5	66	93	870795
5,73	5.5	66	93	870796
5,74	5.5	66	93	870797
5,75	5.5	66	93	870798
5,76	5.5	66	93	870799
5,77	5.5	66	93	870800
5,78	5.5	66	93	870801

D 1 Ø Nominal	D2 Ø Shank	L1 L. Cutting	L2 L. Overall	Ref.
5,79	5.5	66	93	870802
5,8	5.5	66	93	870803
5,81	6	73	101	870804
5,82	6	73	101	870805
5,83	6	73	101	870806
5,84	6	73	101	870807
5,85	6	73	101	870808
5,86	6	73	101	870809
5,87	6	73	101	870810
5,88	6	73	101	870811
5,89	6	73	101	870812
5,9	6	73	101	870813
5,91	6	73	101	870814
5,92	6	73	101	870815
5,93	6	73	101	870816
5,94	6	73	101	870817
5,95	6	73	101	870818
5,96	6	73	101	870819
5,97	6	73	101	870820
5,98	6	73	101	870821
5,99	6	73	101	870822
6	6	73	101	870823
6,01	6	73	101	870824
6,02	6	73	101	870825
6,03	6	73	101	870826
6,04	6	73	101	870827
6,05	6	73	101	870828
6,06	6	73	101	870829
6,07	6	73	101	870830
6,08	6	73	101	870831
6,09	6	73	101	870832
6,1	6	73	101	870833
6,11	6	73	101	870834
6,12	6	73	101	870835
6,13	6	73	101	870836
6,14	6	73	101	870837
6,15	6	73	101	870838
6,16	6	73	101	870839
6,17	6	73	101	870840
6,18	6	73	101	870841
6,19	6	73	101	870842
6,2	6	73	101	870843
6,21	6	73	101	870844
6,22	6	73	101	870845
6,23	6	73	101	870846
6,24	6	73	101	870847
6,25	6	73	101	870848
6,26	6	73	101	870849
6,27	6	73	101	870850
6,28	6	73	101	870851
6,29	6	73	101	870852
6,3	6	73	101	870853
6,31	6	73	101	870854
6,32	6	73	101	870855
6,33	6	73	101	870856
6,34	6	73	101	870857
6,35	6	73	101	870858
6,36	6	73	101	870859
6,37	6	73	101	870860
6,38	6	73	101	870861
6,39	6	73	101	870862
6,4	6	73	101	870863
6,41	6	73	101	870864
6,42	6	73	101	870865
6,43	6	73	101	870866

CUTLINE

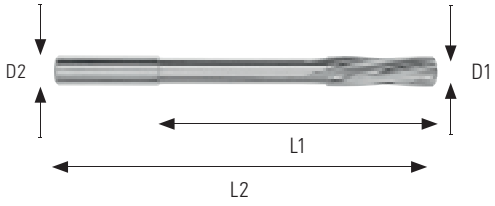

REAMER MACHINE CARBIDE - HIGH PRECISION HPRC

The left flute and the straight cut improve lubrification and cooling. Recommended for through-bores.
Tolerance: From Ø 0.6 to 3.00 = 0 / +3µ - From Ø 3.01 to 6.00 = 0 / +4µ - From Ø 6.01 to 20.00 = 0 / +5µ - Tail diameter h8

DIN 212B | NFE 66014 | 10°

D 1 Ø Nominal	D2 Ø Shank	L1 L. Cutting	L2 L. Overall	Ref.
6,44	6	73	101	870867
6,45	6	73	101	870868
6,46	6	73	101	870869
6,47	6	73	101	870870
6,48	6	73	101	870871
6,49	6	73	101	870872
6,5	6	73	101	870873
6,51	6	73	101	870874
6,52	6	73	101	870875
6,53	6	73	101	870876
6,54	6	73	101	870877
6,55	6	73	101	870878
6,56	6	73	101	870879
6,57	6	73	101	870880
6,58	6	73	101	870881
6,59	6	73	101	870882
6,6	6	73	101	870883
6,61	6	73	101	870884
6,62	6	73	101	870885
6,63	6	73	101	870886
6,64	6	73	101	870887
6,65	6	73	101	870888
6,66	6	73	101	870889
6,67	6	73	101	870890
6,68	6	73	101	870891
6,69	6	73	101	870892
6,7	6	73	101	870893
6,71	7	80	109	870894
6,72	7	80	109	870895
6,73	7	80	109	870896
6,74	7	80	109	870897
6,75	7	80	109	870898
6,76	7	80	109	870899
6,77	7	80	109	870900
6,78	7	80	109	870901
6,79	7	80	109	870902
6,8	7	80	109	870903
6,81	7	80	109	870904
6,82	7	80	109	870905
6,83	7	80	109	870906
6,84	7	80	109	870907
6,85	7	80	109	870908
6,86	7	80	109	870909
6,87	7	80	109	870910
6,88	7	80	109	870911
6,89	7	80	109	870912
6,9	7	80	109	870913
6,91	7	80	109	870914
6,92	7	80	109	870915
6,93	7	80	109	870916
6,94	7	80	109	870917
6,95	7	80	109	870918
6,96	7	80	109	870919
6,97	7	80	109	870920

D 1 Ø Nominal	D2 Ø Shank	L1 L. Cutting	L2 L. Overall	Ref.
6,98	7	80	109	870921
6,99	7	80	109	870922
7	7	80	109	870923
7,01	7	80	109	870924
7,02	7	80	109	870925
7,03	7	80	109	870926
7,04	7	80	109	870927
7,05	7	80	109	870928
7,06	7	80	109	870929
7,07	7	80	109	870930
7,08	7	80	109	870931
7,09	7	80	109	870932
7,1	7	80	109	870933
7,11	7	80	109	870934
7,12	7	80	109	870935
7,13	7	80	109	870936
7,14	7	80	109	870937
7,15	7	80	109	870938
7,16	7	80	109	870939
7,17	7	80	109	870940
7,18	7	80	109	870941
7,19	7	80	109	870942
7,2	7	80	109	870943
7,21	7	80	109	870944
7,22	7	80	109	870945
7,23	7	80	109	870946
7,24	7	80	109	870947
7,25	7	80	109	870948
7,26	7	80	109	870949
7,27	7	80	109	870950
7,28	7	80	109	870951
7,29	7	80	109	870952
7,3	7	80	109	870953
7,31	7	80	109	870954
7,32	7	80	109	870955
7,33	7	80	109	870956
7,34	7	80	109	870957
7,35	7	80	109	870958
7,36	7	80	109	870959
7,37	7	80	109	870960
7,38	7	80	109	870961
7,39	7	80	109	870962
7,4	7	80	109	870963
7,41	7	80	109	870964
7,42	7	80	109	870965
7,43	7	80	109	870966
7,44	7	80	109	870967
7,45	7	80	109	870968
7,46	7	80	109	870969
7,47	7	80	109	870970
7,48	7	80	109	870971
7,49	7	80	109	870972
7,5	7	80	109	870973
7,51	7	80	109	870974

D 1 Ø Nominal	D2 Ø Shank	L1 L. Cutting	L2 L. Overall	Ref.
7,52	7	80	109	870975
7,53	7	80	109	870976
7,54	7	80	109	870977
7,55	7	80	109	870978
7,56	8	86	117	870979
7,57	8	86	117	870980
7,58	8	86	117	870981
7,59	8	86	117	870982
7,6	8	86	117	870983
7,61	8	86	117	870984
7,62	8	86	117	870985
7,63	8	86	117	870986
7,64	8	86	117	870987
7,65	8	86	117	870988
7,66	8	86	117	870989
7,67	8	86	117	870990
7,68	8	86	117	870991
7,69	8	86	117	870992
7,7	8	86	117	870993
7,71	8	86	117	870994
7,72	8	86	117	870995
7,73	8	86	117	870996
7,74	8	86	117	870997
7,75	8	86	117	870998
7,76	8	86	117	870999
7,77	8	86	117	871000
7,78	8	86	117	871001
7,79	8	86	117	871002
7,8	8	86	117	871003
7,81	8	86	117	871004
7,82	8	86	117	871005
7,83	8	86	117	871006
7,84	8	86	117	871007
7,85	8	86	117	871008
7,86	8	86	117	871009
7,87	8	86	117	871010
7,88	8	86	117	871011
7,89	8	86	117	871012
7,9	8	86	117	871013
7,91	8	86	117	871014
7,92	8	86	117	871015
7,93	8	86	117	871016
7,94	8	86	117	871017
7,95	8	86	117	871018
7,96	8	86	117	871019
7,97	8	86	117	871020
7,98	8	86	117	871021
7,99	8	86	117	871022
8	8	86	117	871023
8,01	8	86	117	871024
8,02	8	86	117	871025
8,03	8	86	117	871026
8,04	8	86	117	871027
8,05	8	86	117	871028
8,06	8	86	117	871029
8,07	8	86	117	871030
8,08	8	86	117	871031
8,09	8	86	117	871032
8,1	8	86	117	871033
8,11	8	86	117	871034
8,12	8	86	117	871035
8,13	8	86	117	871036
8,14	8	86	117	871037
8,15	8	86	117	871038
8,16	8	86	117	871039

D 1 Ø Nominal	D2 Ø Shank	L1 L. Cutting	L2 L. Overall	Ref.
8,17	8	86	117	871040
8,18	8	86	117	871041
8,19	8	86	117	871042
8,2	8	86	117	871043
8,21	8	86	117	871044
8,22	8	86	117	871045
8,23	8	86	117	871046
8,24	8	86	117	871047
8,25	8	86	117	871048
8,26	8	86	117	871049
8,27	8	86	117	871050
8,28	8	86	117	871051
8,29	8	86	117	871052
8,3	8	86	117	871053
8,31	8	86	117	871054
8,32	8	86	117	871055
8,33	8	86	117	871056
8,34	8	86	117	871057
8,35	8	86	117	871058
8,36	8	86	117	871059
8,37	8	86	117	871060
8,38	8	86	117	871061
8,39	8	86	117	871062
8,4	8	86	117	871063
8,41	8	86	117	871064
8,42	8	86	117	871065
8,43	8	86	117	871066
8,44	8	86	117	871067
8,45	8	86	117	871068
8,46	8	86	117	871069
8,47	8	86	117	871070
8,48	8	86	117	871071
8,49	8	86	117	871072
8,5	8	86	117	871073
8,51	8	86	117	871074
8,52	8	86	117	871075
8,53	8	86	117	871076
8,54	8	86	117	871077
8,55	8	86	117	871078
8,56	9	91	125	871079
8,57	9	91	125	871080
8,58	9	91	125	871081
8,59	9	91	125	871082
8,6	9	91	125	871083
8,61	9	91	125	871084
8,62	9	91	125	871085
8,63	9	91	125	871086
8,64	9	91	125	871087
8,65	9	91	125	871088
8,66	9	91	125	871089
8,67	9	91	125	871090
8,68	9	91	125	871091
8,69	9	91	125	871092
8,7	9	91	125	871093
8,71	9	91	125	871094
8,72	9	91	125	871095
8,73	9	91	125	871096
8,74	9	91	125	871097
8,75	9	91	125	871098
8,76	9	91	125	871099
8,77	9	91	125	871100
8,78	9	91	125	871101
8,79	9	91	125	871102
8,8	9	91	125	871103
8,81	9	91	125	871104

CUTLINE

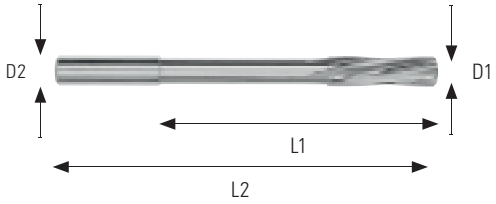

REAMER MACHINE CARBIDE - HIGH PRECISION HPRC

The left flute and the straight cut improve lubrification and cooling. Recommended for through-bores.
Tolerance: From Ø 0.6 to 3.00 = 0 / +3µ - From Ø 3.01 to 6.00 = 0 / +4µ - From Ø 6.01 to 20.00 = 0 / +5µ - Tail diameter h8

DIN 212B | NFE 66014 | 10°

D 1 Ø Nominal	D2 Ø Shank	L1 L. Cutting	L2 L. Overall	Ref.
8,82	9	91	125	871105
8,83	9	91	125	871106
8,84	9	91	125	871107
8,85	9	91	125	871108
8,86	9	91	125	871109
8,87	9	91	125	871110
8,88	9	91	125	871111
8,89	9	91	125	871112
8,9	9	91	125	871113
8,91	9	91	125	871114
8,92	9	91	125	871115
8,93	9	91	125	871116
8,94	9	91	125	871117
8,95	9	91	125	871118
8,96	9	91	125	871119
8,97	9	91	125	871120
8,98	9	91	125	871121
8,99	9	91	125	871122
9	9	91	125	871123
9,01	9	91	125	871124
9,02	9	91	125	871125
9,03	9	91	125	871126
9,04	9	91	125	871127
9,05	9	91	125	871128
9,06	9	91	125	871129
9,07	9	91	125	871130
9,08	9	91	125	871131
9,09	9	91	125	871132
9,1	9	91	125	871133
9,11	9	91	125	871134
9,12	9	91	125	871135
9,13	9	91	125	871136
9,14	9	91	125	871137
9,15	9	91	125	871138
9,16	9	91	125	871139
9,17	9	91	125	871140
9,18	9	91	125	871141
9,19	9	91	125	871142
9,2	9	91	125	871143
9,21	9	91	125	871144
9,22	9	91	125	871145
9,23	9	91	125	871146
9,24	9	91	125	871147
9,25	9	91	125	871148
9,26	9	91	125	871149
9,27	9	91	125	871150
9,28	9	91	125	871151
9,29	9	91	125	871152
9,3	9	91	125	871153
9,31	9	91	125	871154
9,32	9	91	125	871155
9,33	9	91	125	871156
9,34	9	91	125	871157
9,35	9	91	125	871158
9,36	9	91	125	871159
9,37	9	91	125	871160
9,38	9	91	125	871161

D 1 Ø Nominal	D2 Ø Shank	L1 L. Cutting	L2 L. Overall	Ref.
9,39	9	91	125	871162
9,4	9	91	125	871163
9,41	9	91	125	871164
9,42	9	91	125	871165
9,43	9	91	125	871166
9,44	9	91	125	871167
9,45	9	91	125	871168
9,46	9	91	125	871169
9,47	9	91	125	871170
9,48	9	91	125	871171
9,49	9	91	125	871172
9,5	9	91	125	871173
9,51	9	91	125	871174
9,52	9	91	125	871175
9,53	9	91	125	871176
9,54	9	91	125	871177
9,55	9	91	125	871178
9,56	10	99	133	871179
9,57	10	99	133	871180
9,58	10	99	133	871181
9,59	10	99	133	871182
9,6	10	99	133	871183
9,61	10	99	133	871184
9,62	10	99	133	871185
9,63	10	99	133	871186
9,64	10	99	133	871187
9,65	10	99	133	871188
9,66	10	99	133	871189
9,67	10	99	133	871190
9,68	10	99	133	871191
9,69	10	99	133	871192
9,7	10	99	133	871193
9,71	10	99	133	871194
9,72	10	99	133	871195
9,73	10	99	133	871196
9,74	10	99	133	871197
9,75	10	99	133	871198
9,76	10	99	133	871199
9,77	10	99	133	871200
9,78	10	99	133	871201
9,79	10	99	133	871202
9,8	10	99	133	871203
9,81	10	99	133	871204
9,82	10	99	133	871205
9,83	10	99	133	871206
9,84	10	99	133	871207
9,85	10	99	133	871208
9,86	10	99	133	871209
9,87	10	99	133	871210
9,88	10	99	133	871211
9,89	10	99	133	871212
9,9	10	99	133	871213
9,91	10	99	133	871214
9,92	10	99	133	871215
9,93	10	99	133	871216
9,94	10	99	133	871217
9,95	10	99	133	871218

D 1 Ø Nominal	D2 Ø Shank	L1 L. Cutting	L2 L. Overall	Ref.
9,96	10	99	133	871219
9,97	10	99	133	871220
9,98	10	99	133	871221
9,99	10	99	133	871222
10	10	99	133	871223
10,01	10	99	133	871224
10,02	10	99	133	871225
10,03	10	99	133	871226
10,04	10	99	133	871227
10,05	10	99	133	871228
10,06	10	99	133	871229
10,07	10	99	133	871230
10,08	10	99	133	871231
10,09	10	99	133	871232
10,1	10	99	133	871233
10,11	10	99	133	871234
10,12	10	99	133	871235
10,13	10	99	133	871236
10,14	10	99	133	871237
10,15	10	99	133	871238
10,16	10	99	133	871239
10,17	10	99	133	871240
10,18	10	99	133	871241
10,19	10	99	133	871242
10,2	10	99	133	871243
10,21	10	99	133	871244
10,22	10	99	133	871245
10,23	10	99	133	871246
10,24	10	99	133	871247
10,25	10	99	133	871248
10,26	10	99	133	871249
10,27	10	99	133	871250
10,28	10	99	133	871251
10,29	10	99	133	871252
10,3	10	99	133	871253
10,31	10	99	133	871254
10,32	10	99	133	871255
10,33	10	99	133	871256
10,34	10	99	133	871257
10,35	10	99	133	871258
10,36	10	99	133	871259
10,37	10	99	133	871260
10,38	10	99	133	871261
10,39	10	99	133	871262
10,4	10	99	133	871263
10,41	10	99	133	871264
10,42	10	99	133	871265
10,43	10	99	133	871266
10,44	10	99	133	871267
10,45	10	99	133	871268
10,46	10	99	133	871269
10,47	10	99	133	871270
10,48	10	99	133	871271
10,49	10	99	133	871272
10,5	10	99	133	871273
10,51	10	99	133	871274
10,52	10	99	133	871275
10,53	10	99	133	871276
10,54	10	99	133	871277
10,55	10	99	133	871278
10,56	10	99	133	871279
10,57	10	99	133	871280
10,58	10	99	133	871281
10,59	10	99	133	871282
10,6	10	99	133	871283
10,61	10	99	133	871284
10,62	10	99	133	871285
10,63	10	99	133	871286

D 1 Ø Nominal	D2 Ø Shank	L1 L. Cutting	L2 L. Overall	Ref.
10,64	10	99	133	871287
10,65	10	99	133	871288
10,66	10	99	133	871289
10,67	10	99	133	871290
10,68	10	99	133	871291
10,69	10	99	133	871292
10,7	10	99	133	871293
10,71	10	99	133	871294
10,72	10	99	133	871295
10,73	10	99	133	871296
10,74	10	99	133	871297
10,75	10	99	133	871298
10,76	10	99	133	871299
10,77	10	99	133	871300
10,78	10	99	133	871301
10,79	10	99	133	871302
10,8	10	99	133	871303
10,81	10	99	133	871304
10,82	10	99	133	871305
10,83	10	99	133	871306
10,84	10	99	133	871307
10,85	10	99	133	871308
10,86	10	99	133	871309
10,87	10	99	133	871310
10,88	10	99	133	871311
10,89	10	99	133	871312
10,9	10	99	133	871313
10,91	10	99	133	871314
10,92	10	99	133	871315
10,93	10	99	133	871316
10,94	10	99	133	871317
10,95	10	99	133	871318
10,96	10	99	133	871319
10,97	10	99	133	871320
10,98	10	99	133	871321
10,99	10	99	133	871322
11	10	99	133	871323
11,01	10	99	133	871324
11,02	10	99	133	871325
11,03	10	99	133	871326
11,04	10	99	133	871327
11,05	10	99	133	871328
11,06	10	99	133	871329
11,07	10	99	133	871330
11,08	10	99	133	871331
11,09	10	99	133	871332
11,1	10	99	133	871333
11,11	10	99	133	871334
11,12	10	99	133	871335
11,13	10	99	133	871336
11,14	10	99	133	871337
11,15	10	99	133	871338
11,16	10	99	133	871339
11,17	10	99	133	871340
11,18	10	99	133	871341
11,19	10	99	133	871342
11,2	10	99	133	871343
11,21	10	99	133	871344
11,22	10	99	133	871345
11,23	10	99	133	871346
11,24	10	99	133	871347
11,25	10	99	133	871348
11,26	10	99	133	871349
11,27	10	99	133	871350
11,28	10	99	133	871351
11,29	10	99	133	871352
11,3	10	99	133	871353
11,31	12	106	151	871354

CUTLINE

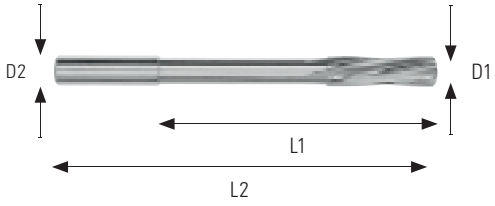

REAMER MACHINE CARBIDE - HIGH PRECISION HPRC

The left flute and the straight cut improve lubrification and cooling. Recommended for through-bores.
Tolerance: From Ø 0.6 to 3.00 = 0 / +3µ - From Ø 3.01 to 6.00 = 0 / +4µ - From Ø 6.01 to 20.00 = 0 / +5µ - Tail diameter h8

DIN 212B | NFE 66014 | 10°

D 1 Ø Nominal	D2 Ø Shank	L1 L. Cutting	L2 L. Overall	Ref.
11,32	12	106	151	871355
11,33	12	106	151	871356
11,34	12	106	151	871357
11,35	12	106	151	871358
11,36	12	106	151	871359
11,37	12	106	151	871360
11,38	12	106	151	871361
11,39	12	106	151	871362
11,4	12	106	151	871363
11,41	12	106	151	871364
11,42	12	106	151	871365
11,43	12	106	151	871366
11,44	12	106	151	871367
11,45	12	106	151	871368
11,46	12	106	151	871369
11,47	12	106	151	871370
11,48	12	106	151	871371
11,49	12	106	151	871372
11,5	12	106	151	871373
11,51	12	106	151	871374
11,52	12	106	151	871375
11,53	12	106	151	871376
11,54	12	106	151	871377
11,55	12	106	151	871378
11,56	12	106	151	871379
11,57	12	106	151	871380
11,58	12	106	151	871381
11,59	12	106	151	871382
11,6	12	106	151	871383
11,61	12	106	151	871384
11,62	12	106	151	871385
11,63	12	106	151	871386
11,64	12	106	151	871387
11,65	12	106	151	871388
11,66	12	106	151	871389
11,67	12	106	151	871390
11,68	12	106	151	871391
11,69	12	106	151	871392
11,7	12	106	151	871393
11,71	12	106	151	871394
11,72	12	106	151	871395
11,73	12	106	151	871396
11,74	12	106	151	871397
11,75	12	106	151	871398
11,76	12	106	151	871399
11,77	12	106	151	871400
11,78	12	106	151	871401
11,79	12	106	151	871402
11,8	12	106	151	871403
11,81	12	106	151	871404
11,82	12	106	151	871405
11,83	12	106	151	871406
11,84	12	106	151	871407
11,85	12	106	151	871408
11,86	12	106	151	871409
11,87	12	106	151	871410
11,88	12	106	151	871411

D 1 Ø Nominal	D2 Ø Shank	L1 L. Cutting	L2 L. Overall	Ref.
11,89	12	106	151	871412
11,9	12	106	151	871413
11,91	12	106	151	871414
11,92	12	106	151	871415
11,93	12	106	151	871416
11,94	12	106	151	871417
11,95	12	106	151	871418
11,96	12	106	151	871419
11,97	12	106	151	871420
11,98	12	106	151	871421
11,99	12	106	151	871422
12	12	106	151	871423
12,01	12	106	151	871424
12,02	12	106	151	871425
12,03	12	106	151	871426
12,04	12	106	151	871427
12,05	12	106	151	871428
12,06	12	106	151	871429
12,07	12	106	151	871430
12,08	12	106	151	871431
12,09	12	106	151	871432
12,1	12	106	151	871433
12,11	12	106	151	871434
12,12	12	106	151	871435
12,13	12	106	151	871436
12,14	12	106	151	871437
12,15	12	106	151	871438
12,16	12	106	151	871439
12,17	12	106	151	871440
12,18	12	106	151	871441
12,19	12	106	151	871442
12,2	12	106	151	871443
12,21	12	106	151	871444
12,22	12	106	151	871445
12,23	12	106	151	871446
12,24	12	106	151	871447
12,25	12	106	151	871448
12,26	12	106	151	871449
12,27	12	106	151	871450
12,28	12	106	151	871451
12,29	12	106	151	871452
12,3	12	106	151	871453
12,31	12	106	151	871454
12,32	12	106	151	871455
12,33	12	106	151	871456
12,34	12	106	151	871457
12,35	12	106	151	871458
12,36	12	106	151	871459
12,37	12	106	151	871460
12,38	12	106	151	871461
12,39	12	106	151	871462
12,4	12	106	151	871463
12,41	12	106	151	871464
12,42	12	106	151	871465
12,43	12	106	151	871466
12,44	12	106	151	871467
12,45	12	106	151	871468

D 1 Ø Nominal	D2 Ø Shank	L1 L. Cutting	L2 L. Overall	Ref.
12,46	12	106	151	871469
12,47	12	106	151	871470
12,48	12	106	151	871471
12,49	12	106	151	871472
12,5	12	106	151	871473
12,51	12	106	151	871474
12,52	12	106	151	871475
12,53	12	106	151	871476
12,54	12	106	151	871477
12,55	12	106	151	871478
12,56	12	106	151	871479
12,57	12	106	151	871480
12,58	12	106	151	871481
12,59	12	106	151	871482
12,6	12	106	151	871483
12,61	12	106	151	871484
12,62	12	106	151	871485
12,63	12	106	151	871486
12,64	12	106	151	871487
12,65	12	106	151	871488
12,66	12	106	151	871489
12,67	12	106	151	871490
12,68	12	106	151	871491
12,69	12	106	151	871492
12,7	12	106	151	871493
12,71	12	106	151	871494
12,72	12	106	151	871495
12,73	12	106	151	871496
12,74	12	106	151	871497
12,75	12	106	151	871498
12,76	12	106	151	871499
12,77	12	106	151	871500
12,78	12	106	151	871501
12,79	12	106	151	871502
12,8	12	106	151	871503
12,81	12	106	151	871504
12,82	12	106	151	871505
12,83	12	106	151	871506
12,84	12	106	151	871507
12,85	12	106	151	871508
12,86	12	106	151	871509
12,87	12	106	151	871510
12,88	12	106	151	871511
12,89	12	106	151	871512
12,9	12	106	151	871513
12,91	12	106	151	871514
12,92	12	106	151	871515
12,93	12	106	151	871516
12,94	12	106	151	871517
12,95	12	106	151	871518
12,96	12	106	151	871519
12,97	12	106	151	871520
12,98	12	106	151	871521
12,99	12	106	151	871522
13	12	106	151	871523
13,01	12	106	151	871524
13,02	12	106	151	871525
13,03	12	106	151	871526
13,04	12	106	151	871527
13,05	12	106	151	871528
13,97	14	110	160	871529
13,98	14	110	160	871530
13,99	14	110	160	871531
14	14	110	160	871532
14,01	14	110	160	871533
14,02	14	110	160	871534
14,03	14	110	160	871535
14,04	14	110	160	871536
14,05	14	110	160	871537
14,97	14	112	162	871538
14,98	14	112	162	871539
14,99	14	112	162	871540
15	14	112	162	871541
15,01	14	112	162	871542
15,02	14	112	162	871543
15,03	14	112	162	871544
15,04	14	112	162	871545
15,05	14	112	162	871546
15,97	16	117	170	871547
15,98	16	117	170	871548
15,99	16	117	170	871549
16	16	117	170	871550
16,01	16	117	170	871551
16,02	16	117	170	871552
16,03	16	117	170	871553
16,04	16	117	170	871554
16,05	16	117	170	871555
16,97	16	122	175	871556
16,98	16	122	175	871557
16,99	16	122	175	871558
17	16	122	175	871559
17,01	16	122	175	871560
17,02	16	122	175	871561
17,03	16	122	175	871562
17,04	16	122	175	871563
17,05	16	122	175	871564
17,97	16	129	182	871565
17,98	16	129	182	871566
17,99	16	129	182	871567
18	16	129	182	871568
18,01	16	129	182	871569
18,02	16	129	182	871570
18,03	16	129	182	871571
18,04	16	129	182	871572
18,05	16	129	182	871573
18,97	16	136	189	871574
18,98	16	136	189	871575
18,99	16	136	189	871576
19	16	136	189	871577
19,01	16	136	189	871578
19,02	16	136	189	871579
19,03	16	136	189	871580
19,04	16	136	189	871581
19,05	16	136	189	871582
19,97	16	142	195	871583
19,98	16	142	195	871584
19,99	16	142	195	871585
20	16	142	195	871586
20,01	16	142	195	871587
20,02	16	142	195	871588
20,03	16	142	195	871589
20,04	16	142	195	871590
20,05	16	142	195	871591

CUTLINE



COUNTERINK HSS 90°

DIN 335C

D 1 Ø Nominal	D2 Ø Shank	L L. Overall	Number of teeth	Ref.
6.3	5	45	3	847329
8.3	6	50	3	847330
10.4	6	50	3	847331
12.4	8	56	3	847332
14.4	8	56	3	847333
16.5	8	56	3	847334
20.5	10	63	3	847335
25	10	67	3	847336
31	12	71	3	847337

CUTLINE



COUNTERSINK SET 90° - HSS

DIN 335C

Number	The set contains	Ref.
5	10,4-16,5-20,5-25-31	847143

CUTLINE



COUNTERSINK SET 90° - HSS

DIN 335C

Number	The set contains	Ref.
6	6,3-8,3-10,4-12,4-16,5-20,5	847141

CUTLINE



COUNTERSINK HSS Co5% 90°

DIN 335C

D 1 Ø Nominal	D2 Ø Shank	L L. Overall	Number of teeth	Ref.
6.3	5	45	3	863020
8.3	6	50	3	863021
10.4	6	50	3	863022
12.4	8	56	3	863023
14.4	8	56	3	863024
16.5	8	56	3	863025
20.5	10	63	3	863026
25	10	67	3	863027
31	12	71	3	863028

COUNTERSINK HSS Co5% SET 90°

DIN 335C

Number	The set contains	Ref.
5	10,4-16,5-20,5-25-31	863030



COUNTERSINK HSS Co5% SET 90°

DIN 335C

Number	The set contains	Ref.
6	6,3-8,3-10,4-12,4-16,5-20,5	863032



COUNTERSINK HSS 90° LONG SHANK

D 1 Ø Nominal	D2 Ø Shank	L L. Overall	Number of teeth	Ref.
6.3	5	104	3	863034
8.3	6	105	3	863035
10.4	6	107	3	863036
12.4	8	108	3	863037
15	10	109	3	863038
16.5	10	111	3	863039
20.5	10	114	3	863040



COUNTERSINK HSS 90° EXTRA LONG SHANK

D 1 Ø Nominal	D2 Ø Shank	L L. Overall	Number of teeth	Ref.
6.3	5	154	3	863042
8.3	6	155	3	863043
10.4	6	157	3	863044
12.4	8	158	3	863045
15	10	159	3	863046
16.5	10	161	3	863047
20.5	10	164	3	863048



CUTLINE



COUNTERSINK HSS Co5% - 90° - TIN COATED

TiN DIN 335C

D 1 Ø Nominal	D2 Ø Shank	L L. Overall	Number of teeth	Ref.
6.3	5	45	3	847145
8.3	6	50	3	847146
10.4	6	50	3	847147
12.4	8	56	3	847148
14.4	8	56	3	847149
16.5	8	56	3	847150
20.5	10	63	3	847151
25	10	67	3	847152
31	12	71	3	847153

CUTLINE



COUNTERSINK HSS Co5% SET - 90° - TIN COATED

TiN DIN 335C

Number	The set contains	Ref.
5	10,4-16,5-20,5-25-31	847157

CUTLINE



COUNTERSINK HSS Co5% SET - 90° - TIN COATED

TiN DIN 335C

Number	The set contains	Ref.
6	6,3-8,3-10,4-12,4-16,5-20,5	847155

CUTLINE



COUNTERSINK HSS Co5% «EASYCUT» - 90°

The unequal position of the teeth decreases vibrations for a better surface condition and improved material penetration.

DIN 335C

D 1 Ø Nominal	D2 Ø Shank	L. Overall	Number of teeth	Ref.
4,3	4	40	3	869738
6,3	5	45	3	869739
8,3	6	50	3	869740
10,4	6	50	3	869741
12,4	8	56	3	869742
16,5	10	60	3	869743
20,5	10	63	3	869744
25	10	67	3	869745
31	12	71	3	869746

COUNTERSINK HSS Co5% «EASYCUT» - 90° - HDMX

The unequal position of the teeth decreases vibrations for a better surface condition and improved material penetration.

DIN 335C

D 1 Ø Nominal	D2 Ø Shank	L. Overall	Number of teeth	Ref.
4,3	4	40	3	869748
6,3	5	45	3	869749
8,3	6	50	3	869750
10,4	6	50	3	869751
12,4	8	56	3	869752
16,5	10	60	3	869753
20,5	10	63	3	869754
25	10	67	3	869755
31	12	71	3	869756

CUTLINE



COUNTERSINK CARBIDE 90° HDMX COATED

DIN 335C

D 1 Ø Nominal	D2 Ø Shank	L L. Overall	Number of teeth	Ref.
6.3	5	45	3	863050
8.3	6	50	3	863051
10.4	6	50	3	863052
12.4	8	56	3	863053
16.5	10	60	3	863054
20.5	10	63	3	863055

CUTLINE



CHAMFER MILLTOOL 90° - SOLID CARBIDE - MULTI FLUTE - OZMA

D 1 Ø Nominal	D2 Ø Shank	L L. Overall	Number of teeth	Ref.
6	6	57	4	863068
8	8	63	5	863069
10	10	72	6	863070
12	12	83	6	863071

CUTLINE



FRONT AND BACK CHAMFERING - 90° - SOLID CARBIDE - HDMX COATED

D 1 Ø Nominal	D2 Ø Shank	L L. Overall	Number of teeth	Ref.
3	6	100	4	863057
4	6	100	4	863058
5	6	100	4	863059
6	6	100	4	863060
8	6	100	4	863061
10	6	100	4	863062
12	6	100	4	863063

CUTLINE





ENGRAVING END MILL - SOLID CARBIDE - 60° - CYLINDRICAL SHANK

D 1 Ø Nominal	D2 Ø Shank	L L. Overall	Number of teeth	Ref.
3	3	40	1	863075
4	4	40	1	863076
6	6	50	1	863077

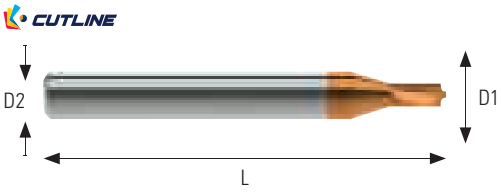

CORNER ROUNDING END MILL - SOLID CARBIDE - HDMX

R Radius	D Ø Tail	L L. Overall	Ref.
0.25	3	50	863079
0.5	3	50	863080
0.75	3	50	863081
1	3	50	863082
1.5	5	50	863083
2	6	50	863084
2.5	8	50	863085
3	8	50	863086



MULTI-CUT - TOOL MULTI-FUNCTIONS - SOLID CARBIDE - 90°

D 1 Ø Nominal	D2 Ø Shank	L L. Overall	D1 Tolerance	Angle tolerance	Ref.
1	3	39	h9	± 1°	863091
2	3	39	h9	± 1°	863092
3	4	50	h9	± 1°	863093
4	5	50	h9	± 1°	863094
5	6	50	h9	± 1°	863095
6	8	60	h9	± 1°	863096
8	10	70	h9	± 1°	863097
10	12	70	h9	± 1°	863098
12	12	70	d9	± 1°	863099



MULTI-CUT - TOOL MULTI-FUNCTIONS - SOLID CARBIDE - 90° - HDMX

D 1 Ø Nominal	D2 Ø Shank	L L. Overall	D1 Tolerance	Angle tolerance	Ref.
1	3	39	h9	± 1°	863101
2	3	39	h9	± 1°	863102
3	4	50	h9	± 1°	863103
4	5	50	h9	± 1°	863104
5	6	50	h9	± 1°	863105
6	8	60	h9	± 1°	863106
8	10	70	h9	± 1°	863107
10	12	70	h9	± 1°	863108
12	12	70	d9	± 1°	863109

COUTERBORE WITH PILOT 180° HSS Co5%

DIN 373

D Ø Tail	D1 Ø Screw passage	D2 Ø Screw head	L L. Overall	For screw	Ref.
6	3.2	6	71	M3	855295
8	4.3	8	71	M4	855296
10	5.3	10	80	M5	855297
11	6.4	11	80	M6	855298
12.5	8.4	15	100	M8	855299
12.5	10.5	18	100	M10	855300

CUTLINE



COUNTERBORE SET WITH PILOT 180° - HSS Co5%

DIN 373

Number	The set contains	Ref.
6	6x3.2 - 8x4.3 - 10x5.3 - 11x6.4 15x8.4 - 18x10.5	855293

CUTLINE



COUTERBORE WITH PILOT 90° HSS Co5%

DIN 1866

D Ø Tail	D1 Ø Screw passage	D2 Ø Screw head	L L. Overall	For screw	Ref.
6	3.2	6	71	M3	855304
8	4.3	8	71	M4	855305
10	5.3	10	80	M5	855306
11.5	6.4	11.5	80	M6	855307
12.5	8.4	15	100	M8	855308
12.5	10.5	19	100	M10	855309

CUTLINE



COUNTERBORE SET WITH PILOT 90° - HSS Co5%

DIN 1866

Number	The set contains	Ref.
6	6x3.2 - 8x4.3 - 10x5.3 - 11.5x6.4 15x8.4 - 19x10.5	855302

CUTLINE



Roebuck



METRIC HSS TAP AND DIE SET M3 - M20

Case of thread-cutters and die-stocks from M³ to M20 in HSS (56 pieces)

DIN 352 DIN 223

Ref.
5103071

Roebuck



METRIC HSS TAP AND DIE SET M3 - M12

Case of thread-cutters and die-stocks from M³ to M12 in HSS (33 segments)

DIN 352 DIN 223

Ref.
5103072

Roebuck



METRIC DRILL, TAP AND DIE SET M3 - M12

Case of drills, taps and die-stocks from M³ to M12 in HSS (45 pieces)

DIN 352 DIN 223

Ref.
7281149

HSS TAP AND DRILL SET

GISS

Number of pieces: 15
The set is made up of: 7 drills - 7 taps - 1 tap wrench.
Tap: HSS. Geometry: straight flutes - gradual entry.
Drill: HSS. Geometry: type N flutes - 118° sharpening angle split point.

HSS | 6H | DIN 338 | DIN 352 | 118° | h8



TAPS				
Ø (mm)	Total Length L1 (mm)	Trimmed Length L2 (mm)	Shank Diameter (mm)	Square (mm)
M3	40	11	3,5	2,7
M4	45	13	4,5	3,4
M5	50	15	6	4,9
M6	50	16	6	4,9
M8	56	22	6	4,9
M10	70	24	7	5,5
M12	75	29	9	7

DRILL			
Ø (mm)	Total Length L1 (mm)	Trimmed Length L2 (mm)	Shank Diameter (mm)
2,5	57	30	2,5
3,3	65	36	3,3
4,2	75	43	4,2
5	86	52	5
6,8	109	69	6,8
8,5	117	75	8,5
10,2	133	87	10,2

Ref.
864090

+ Multi-applications possible: Drills and taps at the same time on structural steel, cast iron and authentic stainless steel

Ø (mm)	Length (mm)	Width (mm)	Thickness
M1-M12	173	23	12

METRIC COARSE HSS CIRCULAR SPLIT DIE

CUTLINE

NFE 74001



Diameter	Thread	Ø bore hole	Thickness	Ref.
M3	0.5	25.4	9	832166
M4	0.7	25.4	9	832167
M5	0.8	25.4	9	832168
M6	1	25.4	9	832169
M8	1.25	25.4	9	832170
M10	1.5	25.4	9	832171
M10	1.5	38.1	13	832172
M12	1.75	38.1	13	832173
M14	2	38.1	13	832174
M16	2	38.1	13	832175
M18	2.5	38.1	13	832176
M20	2.5	38.1	13	832177

DIE STOCK HOLDER

GISS

NFE 74001



DIN	Ø bore hole	Thickness	Length	Ref.
DIN 225	25.4	9	224	843717
DIN 225	38.1	14	315	843718

GISS



ADJUSTABLE TAP WRENCH

ISO 2568 | NFE 66130

Diameter	Ref.
M1 to M10	828229
M4 to M12	828230

GISS



TAP WRENCH

Square drive adapter	Ref.
2-5	828234
4,6-8	828235

CUTLINE



METRIC COARSE HSS HAND TAP SET 3

A | F | 6H | DIN 352

DIN	D 1 Ø Nominal	Thread	D2 Ø Shank	Square	L1 L. Overall	L2 L. Trimmed	Ref.
DIN 352	**M3**	0.5	3.5	2.7	40	11	832152
DIN 352	**M4**	0.7	4.5	3.4	45	13	832153
DIN 352	**M5**	0.8	6	4.9	50	15	832154
DIN 352	**M6**	1	6	4.9	50	16	832155
DIN 352	**M8**	1.25	6	4.9	56	22	832156
DIN 352	**M10**	1.5	7	5.5	70	24	832157
DIN 352	**M12**	1.75	9	7	75	29	832158
DIN 352	**M14**	2	11	9	80	30	832159
DIN 352	**M16**	2	12	9	80	32	832160
DIN 352	**M18**	2.5	14	11	95	40	832161
DIN 352	**M20**	2.5	16	12	95	40	832162

MACHINE TAP METRIC HSS INTERMITTENT PITCH

A | F | 6H | DIN 371 | DIN 376

CUTLINE



DIN	D 1 Ø Nominal	Thread	D2 Ø Shank	Square	L1 L. Overall	L2 L. Trimmed	Ref.
DIN 371	**M3**	0.5	3.5	2.7	56	10	832144
DIN 371	**M4**	0.7	4.5	3.4	63	12	832145
DIN 371	**M5**	0.8	6	4.9	70	14	832146
DIN 371	**M6**	1	6	4.9	80	16	832147
DIN 371	**M8**	1.25	8	6.2	90	18	832148
DIN 371	**M10**	1.5	10	8	100	20	832149
DIN 376	**M12**	1.75	9	7	110	22	832150

MACHINE TAP HSSE METRIC COARSE BRIGHT SPIRAL POINT

A | F | 6H | DIN 371 | DIN 376

CUTLINE



DIN	D 1 Ø Nominal	Thread	D2 Ø Shank	Square	L1 L. Overall	L2 L. Trimmed	Ref.
371	**M 3**	0.5	3.5	2.7	56	10	832118
371	**M 4**	0.7	4.5	3.4	63	12	832119
371	**M 5**	0.8	6	4.9	70	14	832120
371	**M 6**	1	6	4.9	80	16	832121
371	**M 8**	1.25	8	6.2	90	18	832122
371	**M 10**	1.5	10	8	100	20	832123
376	**M 12**	1.75	9	7	110	22	832124
376	**M 14**	2	11	9	110	25	832125
376	**M 16**	2	12	9	110	28	832126
376	**M 18**	2.5	14	11	125	32	832127
376	**M 20**	2.5	16	12	140	32	832128

MACHINE TAP HSSE METRIC COARSE BRIGHT SPIRAL FLUTE

A | F | GOUJ. 40° | 6H | DIN 371 | DIN 376

CUTLINE

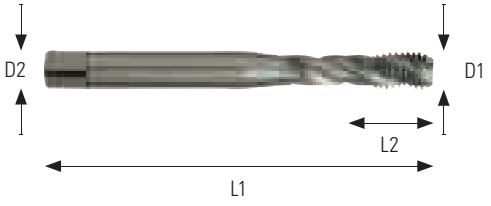

DIN	D 1 Ø Nominal	Thread	D2 Ø Shank	Square	L1 L. Overall	L2 L. Trimmed	Ref.
371	**M 3**	0.5	3.5	2.7	56	5	832130
371	**M 4**	0.7	4.5	3.4	63	7	832131
371	**M 5**	0.8	6	4.9	70	9	832132
371	**M 6**	1	6	4.9	80	10	832133
371	**M 8**	1.25	8	6.2	90	12	832134
371	**M 10**	1.5	10	8	100	14	832135
376	**M 12**	1.75	9	7	110	16	832136
376	**M 14**	2	11	9	110	18	832137
376	**M 16**	2	12	9	110	18	832138
376	**M 18**	2.5	14	11	125	25	832139
376	**M 20**	2.5	16	12	140	25	832140

GISS

MACHINE TAP WITH GUN ENTRY HSS-E

Metric threads.

6H | DIN 371 | DIN 376 | HSSE



DIN	D1 Ø Nominal	D 2 Ø shank	Square	L1 Total L	L2 Thread length	Pitch	Ref.
371	**M3**	3,5	2,7	56	10	0,5	832091
371	**M4**	4,5	3,4	63	12	0,7	832092
371	**M5**	6	4,9	70	14	0,8	832093
371	**M6**	6	4,9	80	16	1	832094
371	**M8**	8	6,2	90	18	1,25	832095
371	**M10**	10	8	100	20	1,5	832096
376	**M12**	9	7	110	22	1,75	832097
376	**M14**	11	9	110	25	2	832098
376	**M16**	12	9	110	28	2	832099
376	**M18**	14	11	125	32	2,5	832100
376	**M20**	16	12	140	32	2,5	832101

GISS

MACHINE TAP HELICAL CHIP FLUTES 35° HSS-E

Metric threads.

6H | DIN 371 | DIN 376 | HSSE

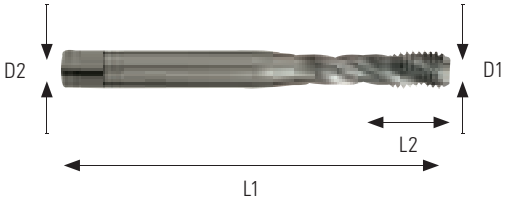

DIN	D1 Ø Nominal	D 2 Ø shank	Square	L1 Total L	L2 Thread length	Pitch	Ref.
371	**M3**	3,5	2,7	56	5	0,5	832106
371	**M4**	4,5	3,4	63	7	0,7	832107
371	**M5**	6	4,9	70	9	0,8	832108
371	**M6**	6	4,9	80	10	1	832109
371	**M8**	8	6,2	90	12	1,25	832110
371	**M10**	10	8	100	14	1,5	832111
376	**M12**	9	7	110	16	1,75	832112
376	**M14**	11	9	110	18	2	832113
376	**M16**	12	9	110	18	2	832114
376	**M18**	14	11	125	25	2,5	832115
376	**M20**	16	12	140	25	2,5	832116

› SEE PAGE 479



Sp-4 - cutting oil Ref. 181600

STAINLESS STEEL MACHINE TAP WITH GUN ENTRY HSS-E STEAM

GISS

Metric threads.

6H | DIN 371 | DIN 376 | HSS-E STEAM



DIN	D1 Ø Nominal	D 2 Ø shank	Square	L1 Total L	L2 Thread length	Pitch	Ref.
371	**M3**	3,5	2,7	56	10	0,5	832058
371	**M4**	4,5	3,4	63	12	0,7	832059
371	**M5**	6	4,9	70	14	0,8	832060
371	**M6**	6	4,9	80	16	1	832061
371	**M8**	8	6,2	90	18	1,25	832062
371	**M10**	10	8	100	20	1,5	832063
376	**M12**	9	7	110	22	1,75	832064
376	**M14**	11	9	110	25	2	832065
376	**M16**	12	9	110	28	2	832066

STAINLESS STEEL MACHINE TAP HELICAL CHIP FLUTES 35° HSS-E STEAM

GISS

Metric threads.

6H | DIN 371 | DIN 376 | HSS-E STEAM



DIN	D1 Ø Nominal	D 2 Ø shank	Square	L1 Total L	L2 Thread length	Pitch	Ref.
371	**M3**	3,5	2,7	56	5	0,5	832081
371	**M4**	4,5	3,4	63	7	0,7	832082
371	**M5**	6	4,9	70	9	0,8	832083
371	**M6**	6	4,9	80	10	1	832084
371	**M8**	8	6,2	90	12	1,25	832085
371	**M10**	10	8	100	14	1,5	832086
376	**M12**	9	7	110	16	1,75	832087
376	**M14**	11	9	110	18	2	832088
376	**M16**	12	9	110	18	2	832089

› SEE PAGE 1073



G-NITRILE powderfree disposable gloves
Ref. 844950

CUTLINE

SOLID CARBIDE BROKEN TAP DRILL OZDT COATED



OZDT DIN 6539

DIN	Ø Shank	Ø Cutter	Ø Tapping	L. Overall	L. Cutting	Drilling speed	Ref.
DIN 6539	**6**	2.45	M3	38	10	10 to 28 m/min	843354
DIN 6539	**6**	3.25	M4	46	14	10 to 28 m/min	843355
DIN 6539	**6**	4.15	M5	50	19	10 to 28 m/min	843356
DIN 6539	**6**	4.95	M6	50	19	10 to 28 m/min	843357

CUTLINE

SOLID CARBIDE BROKEN TAP DRILL OZDT COATED M3 - M6 SET 4 PCE



OZDT DIN 6539

Content	Drill number	Ref.
M3. M4. M5. M6	4	843038

APPLICATIONS:

Adapted for broken taps removal.
Also suitable for drilling difficult materials: glass, chilled cast iron...
Dry drilling.

Diameter	Speed m/min	f	M	UNC	UNF
2,45	10 à 28	0,05	M3	4/40	6/40
3,25	10 à 28	0,08	M4-M5	8/32	10/32
4,15	10 à 28	0,10	M6	1/4-5/16	1/4-5/16
4,95	10 à 28	0,10	M8-M10	5/16-3/8	5/16-3/8

INSTRUCTIONS

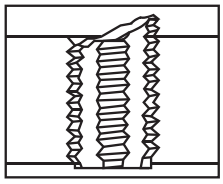

Secure the workpiece with a vice. Center the drill to the broken tap.

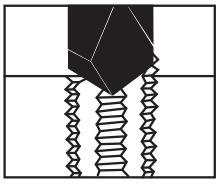

Drill the broken tap using a larger drill than the thread.

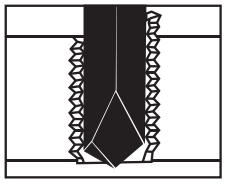

Select the appropriate drill (see work chart). Drill with a constant lead. Remove the chips regularly.



Once the tap is drilled, remove the remaining pieces with a scribe.

METRIC COURSE TAP HSSE FLUTELESS TAP

A | A-C | POLI | 6HX | DIN 371



DIN	D 1 Ø Nominal	Thread	D2 Ø Shank	Square	Drilling Ø	L1 L. Overall	L2 L. Trimmed	Ref.
371	**M3**	0.5	3.5	2.7	2.8	56	10	847316
371	**M4**	0.7	4.5	3.4	3.7	63	12	847317
371	**M5**	0.8	6	4.9	4.65	70	14	847318
371	**M6**	1	6	4.9	5.55	80	16	847319
371	**M8**	1.25	8	6.2	7.4	90	18	847320
371	**M10**	1.5	10	8	9.25	100	20	847321

METRIC COURSE TAP HSSE FLUTELESS WITH COOLANT GROOVES TIN COATED

A | A-C | TiN | 6HX | DIN 371



DIN	D 1 Ø Nominal	Thread	D2 Ø Shank	Square	Drilling Ø	L1 L. Overall	L2 L. Trimmed	Ref.
371	**M3**	0.5	3.5	2.7	2.8	56	10	847323
371	**M4**	0.7	4.5	3.4	3.7	63	12	847324
371	**M5**	0.8	6	4.9	4.65	70	14	847325
371	**M6**	1	6	4.9	5.55	80	16	847326
371	**M8**	1.25	8	6.2	7.4	90	18	847327
371	**M10**	1.5	10	8	9.25	100	20	847328

Material group	Material subgroup 1	Material subgroup 2	Vc en m/min
1 - Free turning steel, for construction	1.1 - Free turning steel	1.1.1 Up to 500N	10-20
		1.1.2 Greater than 500N	10-20
2 - Carburizing steel, for treatment	2.1 - Carburizing steel	2.1.1 Up to 150 HB	10-15
		2.1.2 From 150 to 200 HB	10-15
	2.3 - Steel for treatment	2.3.4 Alloyed from 800 to 1000N	8-12
		2.3.5 Alloyed from 1000 to 1300N	8-12
3 - Tool steel	3.1 - Unalloyed tool steel	3.1.1 General	10-15
	3.2 - Tool steel	3.2.4 High alloy, annealed up to 1000N	6-10
	3.4 - High speed steel	3.4.1 General	6-10
7 - Non-ferrous metals	7.1 - Aluminium	7.1.1 Unalloyed	15-20
		7.1.2 Untempered wrought alloy	15-20
		7.1.3 Tempered wrought alloy	15-20
		7.1.4 Casting alloy up to 6% of Si	15-20
		7.1.5 Casting alloy 6-12% of Si	15-20
		7.1.6 Casting alloy greater than 12% of Si	15-20

METRIC MACHINE TAP HSSE VANADIUM - MULTI MATERIAL

Material group	Material subgroup 1	Material subgroup 2	Thread cutter for through hole Vc in m/min	Thread cutter for blind hole Vc in m/min
1 - Free turning steel, for construction	1.1 - Free turning steel	1.1.1 Up to 500N		
		1.1.2 Greater than 500N		
2 - Carburizing steel, for treatment	2.1 - Carburizing steel	2.1.1 Up to 150 HB		
		2.1.2 From 150 to 200 HB		
	2.3 - Steel for treatment	2.3.3 Alloyed up to 800N	10-15	8-14
		2.3.4 Alloyed from 800 to 1000N	10-15	8-14
		2.3.5 Alloyed from 1000 to 1300N	8-13	7-11
3 - Tool steel	3.1 - Unalloyed tool steel	3.1.1 General		
	3.2 - Tool steel	3.2.1 Low alloy up to 1000N	15-24	10-15
		3.2.4 High alloy, annealed up to 1000N		
	3.4 - High speed steel	3.4.1 General		
4 - Stainless steel, temperature resistant	4.1 - Stainless steel	4.1.1 Ferritic stainless steel	8-16	7-12
		4.1.2 Martensitic stainless steel	8-16	7-12
		4.1.3 Austenitic stainless steel	8-16	7-12
		4.1.5 Sulphured stainless steel	8-16	7-12
6 - Foundry iron	6.1 - Gray cast iron with flake graphite	6.1.1 Unalloyed up to 180 HB		
		6.1.2 Unalloyed greater than 180 HB		
		6.1.3 Alloyed		
		6.1.4 High alloy		
	6.2 - Gray cast iron with spheroidal graphite	6.2.1 Unalloyed up to 180 HB		
		6.2.2 Unalloyed greater than 180 HB		
	6.3 - Malleable cast iron with a white core	6.3.1 Unalloyed up to 180 HB	10-15	7-14
		6.3.2 Unalloyed greater than 180 HB	10-15	7-14
	6.4 - Malleable cast iron with a black core	6.4.1 Unalloyed up to 180 HB	10-15	7-14
		6.4.2 Unalloyed greater than 180 HB	10-15	7-14
7 - Non-ferrous metals	7.1 - Aluminium	7.1.1 Unalloyed	15-20	13-18
		7.1.2 Untempered wrought alloy	15-20	13-18
		7.1.3 Tempered wrought alloy	15-20	13-18
		7.1.4 Casting alloy up to 6% of Si	15-20	13-18
		7.1.5 Casting alloy 6-12% of Si	15-20	13-18
		7.1.6 Casting alloy greater than 12% of Si	15-20	13-18
	7.3 - Copper	7.3.1 Unalloyed	12-17	7-14
		7.3.2 Untempered wrought alloy	12-17	7-14
		7.3.3 Tempered wrought alloy	12-17	7-14
		7.3.4 Cu-Ni Alloy	12-17	7-14
		7.3.5 Cu-Ni Zn alloy with long chips	12-17	7-14

› SEE PAGE 281



Threaded double plug Ref. 864708

METRIC MACHINE TAP HSSE VANADIUM - MULTI MATERIAL - SPIRAL POINT

A | A-C | F | I | 6H | DIN 371 | DIN 376 | VAP



DIN	D 1 Ø Nominal	Thread	D2 Ø Shank	Square	L1 L. Overall	L2 L. Cutting	Ref.
371	**M1.6**	0.35	2.5	2.1	40	8	864947
371	**M2**	0.4	2.8	2.1	45	8	864948
371	**M2.5**	0.45	2.8	2.1	50	9	864949
371	**M3**	0.5	3.5	2.7	56	18	861439
371	**M4**	0.7	4.5	3.4	63	21	861440
371	**M5**	0.8	6	4.9	70	25	861441
371	**M6**	1	6	4.9	80	30	861442
371	**M8**	1.25	8	6.2	90	35	861443
371	**M10**	1.5	10	8	100	39	861444
376	**M12**	1.75	9	7	110	29	861445
376	**M14**	2	11	9	110	30	861446
376	**M16**	2	12	9	110	32	861447
376	**M18**	2.5	14	11	125	34	861448
376	**M20**	2.5	16	12	140	34	861449
376	**M22**	2.5	18	14.5	140	34	861450
376	**M24**	3	18	14.5	160	38	861451
376	**M27**	3	20	16	160	38	861452
376	**M30**	3.5	22	18	180	45	861453

METRIC MACHINE TAP HSSE VANADIUM - MULTI MATERIAL - SPIRAL FLUTE

A | A-C | F | I | GOUJ. 40° | 6H | DIN 371 | DIN 376 | VAP



DIN	D 1 Ø Nominal	Thread	D2 Ø Shank	Square	L1 L. Overall	L2 L. Cutting	Ref.
371	**M1.6**	0.35	2.5	2.1	40	8	864950
371	**M2**	0.4	2.8	2.1	45	8	864951
371	**M2.5**	0.45	2.8	2.1	50	9	864952
371	**M3**	0.5	3.5	2.7	56	18	861455
371	**M4**	0.7	4.5	3.4	63	21	861456
371	**M5**	0.8	6	4.9	70	25	861457
371	**M6**	1	6	4.9	80	30	861458
371	**M8**	1.25	8	6.2	90	35	861459
371	**M10**	1.5	10	8	100	39	861460
376	**M12**	1.75	9	7	110	18	861461
376	**M14**	2	11	9	110	20	861462
376	**M16**	2	12	9	110	20	861463
376	**M18**	2.5	14	11	125	25	861464
376	**M20**	2.5	16	12	140	25	861465
376	**M22**	2.5	18	14.5	140	25	861466
376	**M24**	3	18	14.5	160	30	861467
376	**M27**	3	20	16	160	30	861468
376	**M30**	3.5	22	18	180	35	861469

METRIC FINE MACHINE TAP HSSE VANADIUM - MULTI MATERIAL

Material group	Material subgroup 1	Material subgroup 2	Thread cutter for through hole Vc in m/min	Thread cutter for blind hole Vc in m/min
1 - Free turning steel, for construction	1.1 - Free turning steel	1.1.1 Up to 500N		
		1.1.2 Greater than 500N		
2 - Carburizing steel, for treatment	2.1 - Carburizing steel	2.1.1 Up to 150 HB		
		2.1.2 From 150 to 200 HB		
	2.3 - Steel for treatment	2.3.3 Alloyed up to 800N	10-15	8-14
		2.3.4 Alloyed from 800 to 1000N	10-15	8-14
		2.3.5 Alloyed from 1000 to 1300N	8-13	7-11
3 - Tool steel	3.1 - Unalloyed tool steel	3.1.1 General		
	3.2 - Tool steel	3.2.1 Low alloy up to 1000N	15-24	10-15
		3.2.4 High alloy, annealed up to 1000N		
	3.4 - High speed steel	3.4.1 General		
4 - Stainless steel, temperature resistant	4.1 - Stainless steel	4.1.1 Ferritic stainless steel	8-16	7-12
		4.1.2 Martensitic stainless steel	8-16	7-12
		4.1.3 Austenitic stainless steel	8-16	7-12
		4.1.5 Sulphured stainless steel	8-16	7-12
6 - Foundry iron	6.1 - Gray cast iron with flake graphite	6.1.1 Unalloyed up to 180 HB		
		6.1.2 Unalloyed greater than 180 HB		
		6.1.3 Alloyed		
		6.1.4 High alloy		
	6.2 - Gray cast iron with spheroidal graphite	6.2.1 Unalloyed up to 180 HB		
		6.2.2 Unalloyed greater than 180 HB		
	6.3 - Malleable cast iron with a white core	6.3.1 Unalloyed up to 180 HB	10-15	7-14
		6.3.2 Unalloyed greater than 180 HB	10-15	7-14
	6.4 - Malleable cast iron with a black core	6.4.1 Unalloyed up to 180 HB	10-15	7-14
		6.4.2 Unalloyed greater than 180 HB	10-15	7-14
7 - Non-ferrous metals	7.1 - Aluminium	7.1.1 Unalloyed	15-20	13-18
		7.1.2 Untempered wrought alloy	15-20	13-18
		7.1.3 Tempered wrought alloy	15-20	13-18
		7.1.4 Casting alloy up to 6% of Si	15-20	13-18
		7.1.5 Casting alloy 6-12% of Si	15-20	13-18
		7.1.6 Casting alloy greater than 12% of Si	15-20	13-18
	7.3 - Copper	7.3.1 Unalloyed	12-17	7-14
		7.3.2 Untempered wrought alloy	12-17	7-14
		7.3.3 Tempered wrought alloy	12-17	7-14
		7.3.4 Cu-Ni Alloy	12-17	7-14
		7.3.5 Cu-Ni Zn alloy with long chips	12-17	7-14

› SEE PAGE 281



Threaded double plug Ref. 864708

METRIC FINE MACHINE TAP HSSE VANADIUM - MULTI MATERIAL - SPIRAL POINT

A | A-C | F | I | 6H | DIN 374 | VAP



DIN	D 1 Ø Nominal	Thread	D2 Ø Shank	Square	L1 L. Overall	L2 L. Trimmed	Ref.
374	**MF6**	0.75	4.5	3.4	80	14	861841
374	**MF8**	1	6	4.9	90	22	861842
374	**MF10**	1	7	5.5	90	20	861843
374	**MF12**	1	9	7	100	22	861844
374	**MF12**	1.5	9	7	100	22	861845
374	**MF16**	1.5	12	9	100	22	861846
374	**MF20**	1.5	16	12	125	25	861847

METRIC FINE TAP HSSE VANADIUM - MULTI MATERIAL - SPIRAL FLUTE

A | A-C | F | I | GOUJ. 40° | 6H | DIN 374 | VAP



DIN	D 1 Ø Nominal	Thread	D2 Ø Shank	Square	L1 L. Overall	L2 L. Trimmed	Ref.
374	**MF6**	0.75	1.5	3.4	80	8	861849
374	**MF8**	0.75	6	4.9	80	10	861850
374	**MF8**	1	6	4.9	90	10	861851
374	**MF10**	1	7	5.5	90	12	861852
374	**MF12**	1	9	7	100	14	861853
374	**MF12**	1.5	9	7	100	14	861854
374	**MF14**	1.5	11	9	100	16	861855
374	**MF16**	1.5	12	9	100	16	861856
374	**MF20**	1.5	16	12	125	20	861857

METRIC TAP COARSE HSS-PM HARDLUBE COATED

Material group	Material subgroup 1	Material subgroup 2	Thread cutter for through hole Vc in m/min	Thread cutter for blind hole Vc in m/min
1 - Free turning steel, for construction	1.1 - Free turning steel	1.1.1 Up to 500N		
		1.1.2 Greater than 500N		
2 - Carburizing steel, for treatment	2.1 - Carburizing steel	2.1.1 Up to 150 HB		
		2.1.2 From 150 to 200 HB		
	2.3 - Steel for treatment	2.3.3 Alloyed up to 800N	15-25	10-15
		2.3.4 Alloyed from 800 to 1000N	10-15	8-15
		2.3.5 Alloyed from 1000 to 1300N	10-15	8-15
3 - Tool steel	3.1 - Unalloyed tool steel	3.1.1 General	10-15	8-15
	3.2 - Tool steel	3.2.1 Low alloy up to 1000N	10-15	8-15
		3.2.4 High alloy, annealed up to 1000N		
	3.4 - High speed steel	3.4.1 General		
4 - Stainless steel, temperature resistant	4.1 - Stainless steel	4.1.1 Ferritic stainless steel	8-20	7-16
		4.1.2 Martensitic stainless steel	8-20	7-16
		4.1.3 Austenitic stainless steel	8-20	7-16
		4.1.5 Sulphured stainless steel	8-20	7-16
6 - Foundry iron	6.1 - Gray cast iron with flake graphite	6.1.1 Unalloyed up to 180 HB		
		6.1.2 Unalloyed greater than 180 HB		
		6.1.3 Alloyed		
		6.1.4 High alloy		
	6.2 - Gray cast iron with spheroidal graphite	6.2.1 Unalloyed up to 180 HB		
		6.2.2 Unalloyed greater than 180 HB		
	6.3 - Malleable cast iron with a white core	6.3.1 Unalloyed up to 180 HB	10-15	7-14
		6.3.2 Unalloyed greater than 180 HB	10-15	7-14
	6.4 - Malleable cast iron with a black core	6.4.1 Unalloyed up to 180 HB	10-15	7-14
		6.4.2 Unalloyed greater than 180 HB	10-15	7-14
7 - Non-ferrous metals	7.1 - Aluminium	7.1.1 Unalloyed	20-40	15-35
		7.1.2 Untempered wrought alloy	20-40	15-35
		7.1.3 Tempered wrought alloy	20-40	15-35
		7.1.4 Casting alloy up to 6% of Si	20-40	15-35
		7.1.5 Casting alloy 6-12% of Si	20-40	15-35
		7.1.6 Casting alloy greater than 12% of Si	20-40	15-35
	7.3 - Copper	7.3.1 Unalloyed	15-25	10-15
		7.3.2 Untempered wrought alloy	15-25	10-15
		7.3.3 Tempered wrought alloy	15-25	10-15
		7.3.4 Cu-Ni Alloy	15-25	10-15
		7.3.5 Cu-Ni Zn alloy with long chips	15-25	10-15
7 - Non-ferrous metals	7.8 - Titane	7.7.1 Unalloyed	10-15	5-10
		7.7.2 Alloyed	10-15	5-10
		7.8.1 Unalloyed	10-15	5-10
		7.8.2 Allied by coalescence annealing	10-15	5-10
		7.8.3 Alloyed alloy	10-15	5-10

METRIC TAP COARSE HSS-PM HARDLUBE COATED - SPIRAL POINT

A | A-C | F | I | Ti

6HX | DIN 371 | DIN 376 | PM | HARDLUBE



DIN	D 1 Ø Nominal	Thread	D2 Ø Shank	Square	L1 L. Overall	L2 L. Cutting	Ref.
DIN371	**M2**	0,4	2,8	2,1	45	8	870220
DIN371	**M2.5**	0,45	2,8	2,1	50	9	870221
DIN371	**M3**	0,5	3,5	2,7	56	18	870222
DIN371	**M4**	0,7	4,5	3,4	63	21	870223
DIN371	**M5**	0,8	6	4,9	70	25	870224
DIN371	**M6**	1	6	4,9	80	30	870225
DIN371	**M8**	1,25	8	6,2	90	35	870226
DIN371	**M10**	1,5	10	8	100	39	870227
DIN376	**M12**	1,75	9	7	110	29	870228
DIN376	**M14**	2	11	9	110	30	870229
DIN376	**M16**	2	12	9	110	32	870230
DIN376	**M20**	2,5	16	12	140	34	870231
DIN376	**M24**	3	18	14,5	160	38	870232
DIN376	**M27**	3	20	16	160	38	870233
DIN376	**M30**	3,5	22	18	180	45	870234

METRIC TAP COARSE HSS-PM HARDLUBE COATED - SPIRAL FLUTE

A | A-C | F | I | Ti

6HX | DIN 371 | DIN 376 | PM | HARDLUBE



DIN	D 1 Ø Nominal	Thread	D2 Ø Shank	Square	L1 L. Overall	L2 L. Cutting	Ref.
DIN371	**M2**	0,4	2,8	2,1	45	8	870236
DIN371	**M2.5**	0,45	2,8	2,1	50	9	870237
DIN371	**M3**	0,5	3,5	2,7	56	18	870238
DIN371	**M4**	0,7	4,5	3,4	63	21	870239
DIN371	**M5**	0,8	6	4,9	70	25	870240
DIN371	**M6**	1	6	4,9	80	30	870241
DIN371	**M8**	1,25	8	6,2	90	35	870242
DIN371	**M10**	1,5	10	8	100	39	870243
DIN376	**M12**	1,75	9	7	110	18	870244
DIN376	**M14**	2	11	9	110	20	870245
DIN376	**M16**	2	12	9	110	20	870246
DIN376	**M20**	2,5	16	12	140	25	870247
DIN376	**M24**	3	18	14,5	160	30	870248
DIN376	**M27**	3	20	16	160	30	870249
DIN376	**M30**	3,5	22	18	180	35	870250

CUTLINE



METRIC TAP HSSE - SPIRAL POINT - STEEL

A | POLI | 6H | DIN 371 | DIN 376

DIN	D 1 Ø Nominal	Thread	D2 Ø Shank	Square	L1 L. Overall	L2 L. Trimmed	Ref.
371	**M2**	0.4	2.8	2.1	45	8	844819
371	**M3**	0.5	3.5	2.7	56	10	844820
371	**M4**	0.7	4.5	3.4	63	12	844821
371	**M5**	0.8	6	4.9	70	14	844822
371	**M6**	1	6	4.9	80	16	844823
371	**M8**	1.25	8	6.2	90	18	844824
371	**M10**	1.5	10	8	100	20	844825
376	**M12**	1.75	9	7	110	24	844826
376	**M14**	2	11	9	110	26	844827
376	**M16**	2	12	9	110	26	844828
376	**M18**	2.5	14	11	125	30	844829
376	**M20**	2.5	16	12	140	32	844830

CUTLINE

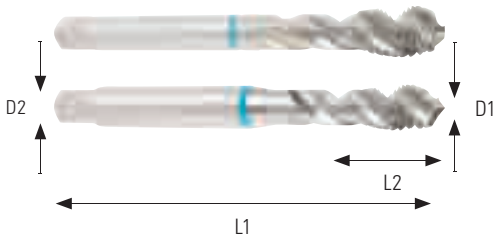

METRIC TAP HSSE - SPIRAL FLUTE - STEEL

A | GOUJ. 40° | POLI | 6H | DIN 371 | DIN 376

DIN	D 1 Ø Nominal	Thread	D2 Ø Shank	Square	L1 L. Overall	L2 L. Trimmed	Ref.
371	**M2**	0.4	2.8	2.1	45	8	844832
371	**M3**	0.5	3.5	2.7	56	6	844833
371	**M4**	0.7	4.5	3.4	63	7.5	844834
371	**M5**	0.8	6	4.9	70	8.5	844835
371	**M6**	1	6	4.9	80	11	844836
371	**M8**	1.25	8	6.2	90	14	844837
371	**M10**	1.5	10	8	100	16	844838
376	**M12**	1.75	9	7	110	18.5	844839
376	**M14**	2	11	9	110	20	844840
376	**M16**	2	12	9	110	20	844841
376	**M18**	2.5	14	11	125	25	844842
376	**M20**	2.5	16	12	140	25	844843

Material group	Material subgroup 1	Material subgroup 2	Vc en m/min
1 - Free turning steel, for construction	1.1 - Free turning steel	1.1.1 Up to 500N	10-20
		1.1.2 Greater than 500N	10-20
2 - Carburizing steel, for treatment	2.1 - Acier de cémentation	2.1.1 Up to 150 HB	10-15
		2.1.2 From 150 to 200 HB	10-15
	2.3 - Acier de traitement	2.3.4 Alloyed from 800 to 1000N	8-12
		2.3.5 Alloyed from 1000 to 1300N	8-12
3 - Tool steel	3.1 - Unalloyed tool steel	3.1.1 General	10-15
	3.2 - Tool steel	3.2.4 High alloy, annealed up to 1000N	6-10
	3.4 - High speed steel	3.4.1 General	6-10

METRIC TAP HSSE - SPIRAL POINT - ALLOY STEELS

A | POLI | 6H | DIN 371 | DIN 376



DIN	D 1 Ø Nominal	Thread	D2 Ø Shank	Square	L1 L. Overall	L2 L. Trimmed	Ref.
371	**M3**	0.5	3.5	2.7	56	10	844661
371	**M4**	0.7	4.5	3.4	63	12	844662
371	**M5**	0.8	6	4.9	70	14	844663
371	**M6**	1	6	4.9	80	16	844664
371	**M8**	1.25	8	6.2	90	18	844665
371	**M10**	1.5	10	8	100	20	844666
376	**M12**	1.75	9	7	110	24	844667

METRIC TAP HSSE - SPIRAL FLUTE - ALLOY STEELS

A | GOUJ. 40° | POLI | 6H | DIN 371 | DIN 376



DIN	D 1 Ø Nominal	Thread	D2 Ø Shank	Square	L1 L. Overall	L2 L. Trimmed	Ref.
371	**M3**	0.5	3.5	2.7	56	6	844669
371	**M4**	0.7	4.5	3.4	63	7.5	844670
371	**M5**	0.8	6	4.9	70	8.5	844671
371	**M6**	1	6	4.9	80	11	844672
371	**M8**	1.25	8	6.2	90	14	844673
371	**M10**	1.5	10	8	100	16	844674
376	**M12**	1.75	9	7	110	18.5	844675

Material group	Material subgroup 1	Material subgroup 2	Vc en m/min
1 - Free turning steel, for construction	1.1 - Free turning steel	1.1.1 Up to 500N	10-20
		1.1.2 Greater than 500N	10-20
2 - Carburizing steel, for treatment	2.1 - Acier de cémentation	2.1.1 Up to 150 HB	10-15
		2.1.2 From 150 to 200 HB	10-15
	2.3 - Acier de traitement	2.3.4 Alloyed from 800 to 1000N	8-12
		2.3.5 Alloyed from 1000 to 1300N	8-12
3 - Tool steel	3.1 - Unalloyed tool steel	3.1.1 General	10-15
	3.2 - Tool steel	3.2.4 High alloy, annealed up to 1000N	6-10
	3.4 - High speed steel	3.4.1 General	6-10

METRIC TAP HSSE - SPIRAL POINT - STAINLESS STEEL



I | POLI | 6H | DIN 371 | DIN 376

DIN	D 1 Ø Nominal	Thread	D2 Ø Shank	Square	L1 L. Overall	L2 L. Trimmed	Ref.
371	**M3**	0.5	3.5	2.7	56	10	844677
371	**M4**	0.7	4.5	3.4	63	12	844678
371	**M5**	0.8	6	4.9	70	14	844679
371	**M6**	1	6	4.9	80	16	844680
371	**M8**	1.25	8	6.2	90	18	844681
371	**M10**	1.5	10	8	100	20	844682
376	**M12**	1.75	9	7	110	24	844683
376	**M14**	2	11	9	110	26	844684
376	**M16**	2	12	9	110	26	844685
376	**M20**	2.5	16	12	140	32	844686

METRIC TAP HSSE - SPIRAL FLUTE - STAINLESS STEEL



I | GOUJ. 40° | POLI | 6H | DIN 371 | DIN 376

DIN	D 1 Ø Nominal	Thread	D2 Ø Shank	Square	L1 L. Overall	L2 L. Trimmed	Ref.
371	**M3**	0.5	3.5	2.7	56	6	844650
371	**M4**	0.7	4.5	3.4	63	7.5	844651
371	**M5**	0.8	6	4.9	70	8.5	844652
371	**M6**	1	6	4.9	80	11	844653
371	**M8**	1.25	8	6.2	90	14	844654
371	**M10**	1.5	10	8	100	16	844655
376	**M12**	1.75	9	7	110	18.5	844656
376	**M14**	2	11	9	110	20	844657
376	**M16**	2	12	9	110	20	844658
376	**M20**	2.5	16	12	140	25	844659

Material group	Material subgroup 1	Material subgroup 2	Vc in m/min
4 - Stainless steel, temperature resistant	4.1 - Stainless steel	4.1.1 Ferritic stainless steel	6-12
		4.1.2 Martensitic stainless steel	6-12
		4.1.3 Austenitic stainless steel	6-12
		4.1.5 Sulphured stainless steel	6-12

METRIC TAP HSSE/ASP-PM - SPIRAL POINT - TITANIUM

Ti | TiCN | 6HX | DIN 371 | DIN 376



DIN	D 1 Ø Nominal	Thread	D2 Ø Shank	Square	L1 L. Overall	L2 L. Trimmed	Ref.
371	**M3**	0.5	3.5	2.7	56	10	844803
371	**M4**	0.7	4.5	3.4	63	14	844804
371	**M5**	0.8	6	4.9	70	16	844805
371	**M6**	1	6	4.9	80	16	844806
371	**M8**	1.25	8	6.2	90	18	844807
371	**M10**	1.5	10	8	100	20	844808
376	**M12**	1.75	9	7	110	24	844809

METRIC TAP HSSE/ASP-PM - SPIRAL FLUTE - TITANIUM

Ti | GOUJ. 30° | TiCN | 6HX | DIN 371 | DIN 376



DIN	D 1 Ø Nominal	Thread	D2 Ø Shank	Square	L1 L. Overall	L2 L. Trimmed	Ref.
371	**M3**	0.5	3.5	2.7	56	10	844811
371	**M4**	0.7	4.5	3.4	63	14	844812
371	**M5**	0.8	6	4.9	70	16	844813
371	**M6**	1	6	4.9	80	16	844814
371	**M8**	1.25	8	6.2	90	18	844815
371	**M10**	1.5	10	8	100	20	844816
376	**M12**	1.75	9	7	110	24	844817

Material group	Material subgroup 1	Material subgroup 2	Vc in m/min
7 - Non-ferrous metals	7.8 - Titanium	7.7.1 Unalloyed	2-8
		7.7.2 Alloyed	2-8
		7.8.1 Unalloyed	2-8
		7.8.2 Allied by coalescence annealing	2-8
		7.8.3 Alloyed alloy	2-8

METRIC TAP HSSE - SPIRAL POINT - NON-FERROUS

A-C | POLI | 6H | DIN 371 | DIN 376



DIN	D 1 Ø Nominal	Thread	D2 Ø Shank	Square	L1 L. Overall	L2 L. Trimmed	Ref.
371	**M3**	0.5	3.5	2.7	56	10	844688
371	**M4**	0.7	4.5	3.4	63	12	844689
371	**M5**	0.8	6	4.9	70	14	844690
371	**M6**	1	6	4.9	80	16	844691
371	**M8**	1.25	8	6.2	90	18	844692
371	**M10**	1.5	10	8	100	20	844693
376	**M12**	1.75	9	7	110	24	844694

METRIC TAP HSSE - SPIRAL FLUTE - NON-FERROUS

A-C | GOUJ. 45° | POLI | 6H | DIN 371 | DIN 376



DIN	D 1 Ø Nominal	Thread	D2 Ø Shank	Square	L1 L. Overall	L2 L. Trimmed	Ref.
371	**M3**	0.5	3.5	2.7	56	6	844696
371	**M4**	0.7	4.5	3.4	63	7.5	844697
371	**M5**	0.8	6	4.9	70	8.5	844698
371	**M6**	1	6	4.9	80	11	844699
371	**M8**	1.25	8	6.2	90	14	844700
371	**M10**	1.5	10	8	100	16	844701
376	**M12**	1.75	9	7	110	18.5	844702

Material group	Material subgroup 1	Material subgroup 2	Vc en m/min
7 - Non-ferrous metals	7.1 - Aluminium	7.1.1 Unalloyed	15-20
		7.1.2 Untempered wrought alloy	15-20
		7.1.3 Tempered wrought alloy	15-20
		7.1.4 Casting alloy up to 6% of Si	15-20
		7.1.5 Casting alloy 6-12% of Si	15-20
		7.1.6 Casting alloy greater than 12% of Si	15-20

METRIC TAP HSSE - STRAIGHT FLUTE - CAST IRON

CUTLINE

F | NITRURE | 6HX | DIN 371 | DIN 376



DIN	D 1 Ø Nominal	Thread	D2 Ø Shank	Square	L1 L. Overall	L2 L. Trimmed	Ref.
371	**M3**	0.5	3.5	2.7	56	10	844704
371	**M4**	0.7	4.5	3.4	63	12	844705
371	**M5**	0.8	6	4.9	70	14	844706
371	**M6**	1	6	4.9	80	16	844707
371	**M8**	1.25	8	6.2	90	18	844708
371	**M10**	1.5	10	8	100	20	844709
376	**M12**	1.75	9	7	110	24	844710

Material group	Material subgroup 1	Material subgroup 2	Vc en m/min
6 - Foundry iron	6.1 - Gray cast iron with flake graphite	6.1.1 Unalloyed up to 180 HB	15-20
		6.1.2 Unalloyed greater than 180 HB	15-20
		6.1.3 Alloyed	15-20
		6.1.4 High alloy	15-20
	6.2 - Gray cast iron with spheroidal graphite	6.2.1 Unalloyed up to 180 HB	15-20
		6.2.2 Unalloyed greater than 180 HB	15-20
	6.3 - Malleable cast iron with a white core	6.3.1 Unalloyed up to 180 HB	15-20
		6.3.2 Unalloyed greater than 180 HB	15-20
	6.4 - Malleable cast iron with a black core	6.4.1 Unalloyed up to 180 HB	15-20
		6.4.2 Unalloyed greater than 180 HB	15-20

› SEE PAGE 89



High precision machine reamers carbide - HPRC
Ref. 870823

BSP (GAZ) TAP HSSE MULTI MATERIAL

Material group	Material subgroup 1	Material subgroup 2	Thread cutter for through hole Vc in m/min	Thread cutter for blind hole Vc in m/min
1 - Free turning steel, for construction	1.1 - Free turning steel	1.1.1 Up to 500N		
		1.1.2 Greater than 500N		
2 - Carburizing steel, for treatment	2.1 - Carburizing steel	2.1.1 Up to 150 HB		
		2.1.2 From 150 to 200 HB		
	2.3 - Steel for treatment	2.3.3 Alloyed up to 800N	10-15	8-14
		2.3.4 Alloyed from 800 to 1000N	10-15	8-14
		2.3.5 Alloyed from 1000 to 1300N	8-13	7-11
3 - Tool steel	3.1 - Unalloyed tool steel	3.1.1 General		
	3.2 - Tool steel	3.2.1 Low alloy up to 1000N	15-24	10-15
		3.2.4 High alloy, annealed up to 1000N		
	3.4 - High speed steel	3.4.1 General		
4 - Stainless steel, temperature resistant	4.1 - Stainless steel	4.1.1 Ferritic stainless steel	8-16	7-12
		4.1.2 Martensitic stainless steel	8-16	7-12
		4.1.3 Austenitic stainless steel	8-16	7-12
		4.1.5 Sulphured stainless steel	8-16	7-12
6 - Foundry iron	6.1 - Gray cast iron with flake graphite	6.1.1 Unalloyed up to 180 HB		
		6.1.2 Unalloyed greater than 180 HB		
		6.1.3 Alloyed		
		6.1.4 High alloy		
	6.2 - Gray cast iron with spheroidal graphite	6.2.1 Unalloyed up to 180 HB		
		6.2.2 Unalloyed greater than 180 HB		
	6.3 - Malleable cast iron with a white core	6.3.1 Unalloyed up to 180 HB	10-15	7-14
		6.3.2 Unalloyed greater than 180 HB	10-15	7-14
	6.4 - Malleable cast iron with a black core	6.4.1 Unalloyed up to 180 HB	10-15	7-14
		6.4.2 Unalloyed greater than 180 HB	10-15	7-14
7 - Non-ferrous metals	7.1 - Aluminium	7.1.1 Unalloyed	15-20	13-18
		7.1.2 Untempered wrought alloy	15-20	13-18
		7.1.3 Tempered wrought alloy	15-20	13-18
		7.1.4 Casting alloy up to 6% of Si	15-20	13-18
		7.1.5 Casting alloy 6-12% of Si	15-20	13-18
		7.1.6 Casting alloy greater than 12% of Si	15-20	13-18
	7.3 - Copper	7.3.1 Unalloyed	12-17	7-14
		7.3.2 Untempered wrought alloy	12-17	7-14
		7.3.3 Tempered wrought alloy	12-17	7-14
		7.3.4 Cu-Ni Alloy	12-17	7-14
		7.3.5 Cu-Ni Zn alloy with long chips	12-17	7-14

BSP (GAZ) TAP HSSE - MULTI MATERIAL - SPIRAL POINT

A | A-C | F | I | ISO 229 | DIN 5156 | VAP



DIN	D 1 Ø Nominal	No. of threads per inch	D2 Ø Shank	Square	L1 L. Overall	L2 L. Trimmed	Ref.
5156	**G1/8**	28	8	5.5	90	20	864932
5156	**G1/4**	19	12	9	100	22	864933
5156	**G3/8**	16	12	9	100	22	864934
5156	**G1/2**	14	16	12	125	25	864935
5156	**G5/8**	14	18	14.5	125	25	864936
5156	**G3/4**	14	20	16	140	28	864937
5156	**G1**	11	25	20	160	30	864938

BSP (GAZ) TAP HSSE - MULTI MATERIAL - SPIRAL FLUTE

A | A-C | F | I | ISO 229 | DIN 5156 | VAP | GOUJ. 40°



DIN	D 1 Ø Nominal	No. of threads per inch	D2 Ø Shank	Square	L1 L. Overall	L2 L. Trimmed	Ref.
5156	**G1/8**	28	8	5.5	90	20	864940
5156	**G1/4**	19	12	9	100	22	864941
5156	**G3/8**	16	12	9	100	22	864942
5156	**G1/2**	14	16	12	125	25	864943
5156	**G5/8**	14	18	14.5	125	25	864944
5156	**G3/4**	14	20	16	140	28	864945
5156	**G1**	11	25	20	160	30	864946

CUTLINE



BSP (GAZ) TAP HSSE - SPIRAL POINT - ALLOY STEELS

A | POLI | DIN 5156

DIN	D 1 Ø Nominal	No. of threads per inch	D2 Ø Shank	Square	Ø in mm	L1 L. Overall	L2 L. Trimmed	Ref.
5156	**1/8**	28	7	5.5	9.728	90	18	844796
5156	**1/4**	19	11	9	13.157	100	20	844797
5156	**3/8**	19	12	9	16.662	100	22	844798
5156	**1/2**	14	16	12	20.955	125	25	844799
5156	**3/4**	14	20	16	26.441	140	28	844800

Material group	Material subgroup 1	Material subgroup 2	Vc en m/min
1 - Free turning steel, for construction	1.1 - Free turning steel	1.1.1 Up to 500N	10-20
		1.1.2 Greater than 500N	10-20
2 - Carburizing steel, for treatment	2.1 - Carburizing steel	2.1.1 Up to 150 HB	10-15
		2.1.2 From 150 to 200 HB	10-15
	2.3 - Steel for treatment	2.3.4 Alloyed from 800 to 1000N	8-12
		2.3.5 Alloyed from 1000 to 1300N	8-12
3 - Tool steel	3.1 - Unalloyed tool steel	3.1.1 General	10-15
	3.2 - Tool steel	3.2.4 High alloy, annealed up to 1000N	6-10
	3.4 - High speed steel	3.4.1 General	6-10

› SEE PAGE 1043



Spectacle G-EVOLUTION Ref. 840360

UNF TAP HSSE - SPIRAL POINT - ALLOY STEELS

A | POLI | 2B | DIN 374



DIN	D 1 Ø Nominal	No. of threads per inch	D2 Ø Shank	Square	Ø in mm	L1 L. Overall	L2 L. Trimmed	Ref.
374	**UNF 10**	32	3.5	2.7	4.826	70	14	844735
374	**UNF 1/4**	28	4.5	3.4	6.35	80	16	844737
374	**UNF 5/16**	24	6	4.9	7.938	90	18	844738
374	**UNF 3/8**	24	7	5.5	9.525	90	18	844739
374	**UNF 7/16**	20	8	6.2	11.113	100	22	844740
374	**UNF 1/2**	20	9	7	12.7	100	20	844741

UNF TAP HSSE - SPIRAL FLUTE - ALLOY STEELS

A | GOUJ. 40° | 2B | DIN 374



DIN	D 1 Ø Nominal	No. of threads per inch	D2 Ø Shank	Square	Ø in mm	L1 L. Overall	L2 L. Trimmed	Ref.
374	**UNF 10**	32	3.5	2.7	4.826	70	8.5	844746
374	**UNF 1/4**	28	4.5	3.4	6.35	80	9	844748
374	**UNF 5/16**	24	6	4.9	7.938	90	11	844749
374	**UNF 3/8**	24	7	5.5	9.525	90	11	844750
374	**UNF 7/16**	20	8	6.2	11.113	100	13	844751
374	**UNF 1/2**	20	9	7	12.7	100	13	844752

Material group	Material subgroup 1	Material subgroup 2	Vc en m/min
1 - Free turning steel, for construction	1.1 - Free turning steel	1.1.1 Up to 500N	10-20
		1.1.2 Greater than 500N	10-20
2 - Carburizing steel, for treatment	2.1 - Carburizing steel	2.1.1 Up to 150 HB	10-15
		2.1.2 From 150 to 200 HB	10-15
	2.3 - Steel for treatment	2.3.4 Alloyed from 800 to 1000N	8-12
		2.3.5 Alloyed from 1000 to 1300N	8-12
3 - Tool steel	3.1 - Unalloyed tool steel	3.1.1 General	10-15
	3.2 - Tool steel	3.2.4 High alloy, annealed up to 1000N	6-10
	3.4 - High speed steel	3.4.1 General	6-10

UNF TAP HSSE VANADIUM - MULTI MATERIAL

Material group	Material subgroup 1	Material subgroup 2	Thread cutter for through hole Vc in m/min	Thread cutter for blind hole Vc in m/min
1 - Free turning steel, for construction	1.1 - Free turning steel	1.1.1 Up to 500N		
		1.1.2 Greater than 500N		
2 - Carburizing steel, for treatment	2.1 - Carburizing steel	2.1.1 Up to 150 HB		
		2.1.2 From 150 to 200 HB		
	2.3 - Steel for treatment	2.3.3 Alloyed up to 800N	10-15	8-14
		2.3.4 Alloyed from 800 to 1000N	10-15	8-14
		2.3.5 Alloyed from 1000 to 1300N	8-13	7-11
3 - Tool steel	3.1 - Unalloyed tool steel	3.1.1 General		
	3.2 - Tool steel	3.2.1 Low alloy up to 1000N	15-24	10-15
		3.2.4 High alloy, annealed up to 1000N		
	3.4 - High speed steel	3.4.1 General		
4 - Acier inoxydable, résistant à la température	4.1 - Stainless steel	4.1.1 Ferritic stainless steel	8-16	7-12
		4.1.2 Martensitic stainless steel	8-16	7-12
		4.1.3 Austenitic stainless steel	8-16	7-12
		4.1.5 Sulphured stainless steel	8-16	7-12
6 - Foundry iron	6.1 - Gray cast iron with flake graphite	6.1.1 Unalloyed up to 180 HB		
		6.1.2 Unalloyed greater than 180 HB		
		6.1.3 Alloyed		
		6.1.4 High alloy		
	6.2 - Gray cast iron with spheroidal graphite	6.2.1 Unalloyed up to 180 HB		
		6.2.2 Unalloyed greater than 180 HB		
	6.3 - Malleable cast iron with a white core	6.3.1 Unalloyed up to 180 HB	10-15	7-14
		6.3.2 Unalloyed greater than 180 HB	10-15	7-14
	6.4 - Malleable cast iron with a black core	6.4.1 Unalloyed up to 180 HB	10-15	7-14
		6.4.2 Unalloyed greater than 180 HB	10-15	7-14
7 - Non-ferrous metals	7.1 - Aluminium	7.1.1 Unalloyed	15-20	13-18
		7.1.2 Untempered wrought alloy	15-20	13-18
		7.1.3 Tempered wrought alloy	15-20	13-18
		7.1.4 Casting alloy up to 6% of Si	15-20	13-18
		7.1.5 Casting alloy 6-12% of Si	15-20	13-18
		7.1.6 Casting alloy greater than 12% of Si	15-20	13-18
	7.3 - Copper	7.3.1 Unalloyed	12-17	7-14
		7.3.2 Untempered wrought alloy	12-17	7-14
		7.3.3 Tempered wrought alloy	12-17	7-14
		7.3.4 Cu-Ni Alloy	12-17	7-14
		7.3.5 Cu-Ni Zn alloy with long chips	12-17	7-14

UNF TAP HSSE VANADIUM - MULTI MATERIAL - SPIRAL POINT

A | A-C | F | I | 2B | VAP | DIN 2182 | DIN 2183



DIN	D 1 Ø Nominal	No. of threads per inch	D2 Ø Shank	Square	L1 L. Overall	L2 L. Trimmed	Ref.
2183	**UNF 4**	48	2.2	1.8	56	9	867026
2183	**UNF 5**	44	2.2	1.8	56	9	864986
2183	**UNF 6**	40	2.5	2.1	56	11	864987
2183	**UNF 8**	36	2.8	2.1	63	12	864988
2183	**UNF 10**	32	3.5	2.7	70	13	864989
2183	**UNF 12**	28	4	3	80	15	864990
2183	**UNF 1/4**	28	4.5	3.4	80	15	864991
2183	**UNF 5/16**	24	6	4.9	90	18	864992
2183	**UNF 3/8**	24	7	5.5	90	20	864993
2183	**UNF 7/16**	20	8	6.2	100	20	864994
2183	**UNF 1/2**	20	9	7	100	21	864995
2183	**UNF 9/16**	18	11	9	100	21	864996
2183	**UNF 5/8**	18	12	9	100	21	864997
2183	**UNF 3/4**	16	14	11	110	24	864998
2183	**UNF 7/8**	14	18	14.5	125	24	864999
2183	**UNF 1**	12	18	14.5	140	26	865000

UNF TAP HSSE VANADIUM - MULTI MATERIAL - SPIRAL FLUTE

A | A-C | F | I | GOUJ. 40° | 2B | VAP | DIN 2182 | DIN 2183



DIN	D 1 Ø Nominal	No. of threads per inch	D2 Ø Shank	Square	L1 L. Overall	L2 L. Trimmed	Ref.
2183	**UNF 4**	48	2.2	1.8	56	5	867027
2183	**UNF 5**	44	2.2	1.8	56	5	865002
2183	**UNF 6**	40	2.5	2.1	56	7	865003
2183	**UNF 8**	36	2.8	2.1	63	7	865004
2183	**UNF 10**	32	3.5	2.7	70	8	865005
2183	**UNF 12**	28	4	3	80	10	865006
2183	**UNF 1/4**	28	4.5	3.4	80	10	865007
2183	**UNF 5/16**	24	6	4.9	90	13	865008
2183	**UNF 3/8**	24	7	5.5	90	15	865009
2183	**UNF 7/16**	20	8	6.2	100	15	865010
2183	**UNF 1/2**	20	9	7	100	14	865011
2183	**UNF 9/16**	18	11	9	100	16	865012
2183	**UNF 5/8**	18	12	9	100	16	865013
2183	**UNF 3/4**	16	4	11	110	20	865014
2183	**UNF 7/8**	14	18	14.5	125	20	865015
2183	**UNF 1**	12	18	14.5	140	22	865016

UNC TAP HSSE VANADIUM - MULTI MATERIAL

Material group	Material subgroup 1	Material subgroup 2	Thread cutter for through hole Vc in m/min	Thread cutter for blind hole Vc in m/min
1 - Free turning steel, for construction	1.1 - Free turning steel	1.1.1 Up to 500N		
		1.1.2 Greater than 500N		
2 - Carburizing steel, for treatment	2.1 - Carburizing steel	2.1.1 Up to 150 HB		
		2.1.2 From 150 to 200 HB		
	2.3 - Steel for treatment	2.3.3 Alloyed up to 800N	10-15	8-14
		2.3.4 Alloyed from 800 to 1000N	10-15	8-14
		2.3.5 Alloyed from 1000 to 1300N	8-13	7-11
3 - Tool steel	3.1 - Unalloyed tool steel	3.1.1 General		
	3.2 - Tool steel	3.2.1 Low alloy up to 1000N	15-24	10-15
		3.2.4 High alloy, annealed up to 1000N		
	3.4 - High speed steel	3.4.1 General		
4 - Stainless steel, temperature resistant	4.1 - Stainless steel	4.1.1 Ferritic stainless steel	8-16	7-12
		4.1.2 Martensitic stainless steel	8-16	7-12
		4.1.3 Austenitic stainless steel	8-16	7-12
		4.1.5 Sulphured stainless steel	8-16	7-12
6 - Foundry iron	6.1 - Gray cast iron with flake graphite	6.1.1 Unalloyed up to 180 HB		
		6.1.2 Unalloyed greater than 180 HB		
		6.1.3 Alloyed		
		6.1.4 High alloy		
	6.2 - Gray cast iron with spheroidal graphite	6.2.1 Unalloyed up to 180 HB		
		6.2.2 Unalloyed greater than 180 HB		
	6.3 - Malleable cast iron with a white core	6.3.1 Unalloyed up to 180 HB	10-15	7-14
		6.3.2 Unalloyed greater than 180 HB	10-15	7-14
	6.4 - Malleable cast iron with a black core	6.4.1 Unalloyed up to 180 HB	10-15	7-14
		6.4.2 Unalloyed greater than 180 HB	10-15	7-14
7 - Non-ferrous metals	7.1 - Aluminium	7.1.1 Unalloyed	15-20	13-18
		7.1.2 Untempered wrought alloy	15-20	13-18
		7.1.3 Tempered wrought alloy	15-20	13-18
		7.1.4 Casting alloy up to 6% of Si	15-20	13-18
		7.1.5 Casting alloy 6-12% of Si	15-20	13-18
		7.1.6 Casting alloy greater than 12% of Si	15-20	13-18
	7.3 - Copper	7.3.1 Unalloyed	12-17	7-14
		7.3.2 Untempered wrought alloy	12-17	7-14
		7.3.3 Tempered wrought alloy	12-17	7-14
		7.3.4 Cu-Ni Alloy	12-17	7-14
		7.3.5 Cu-Ni Zn alloy with long chips	12-17	7-14

UNC TAP HSSE VANADIUM - SPIRAL POINT - MULTI MATERIAL

A A-C F I 2B VAP DIN 2182 DIN 2183



DIN	D 1 Ø Nominal	No. of threads per inch	D2 Ø Shank	Square	L1 L. Overall	L2 L. Trimmed	Ref.
2182	**UNC 4**	40	3.5	2.7	56	9	867024
2182	**UNC 5**	40	3.5	2.7	56	9	864954
2182	**UNC 6**	32	4	3	56	11	864955
2182	**UNC 8**	32	4.5	3.4	63	12	864956
2182	**UNC 10**	24	6	4.9	70	13	864957
2182	**UNC 12**	24	6	4.9	80	15	864958
2182	**UNC 1/4**	20	7	5.5	80	15	864959
2182	**UNC 5/16**	18	8	6.2	90	18	864960
2182	**UNC 3/8**	16	9	7	90	20	864961
2183	**UNC 7/16**	14	8	6.2	100	20	864962
2183	**UNC 1/2**	13	9	7	110	23	864963
2183	**UNC 9/16**	12	11	9	110	25	864964
2183	**UNC 5/8**	11	12	9	110	25	864965
2183	**UNC 3/4**	10	14	11	125	30	864966
2183	**UNC 7/8**	9	18	14.5	140	30	864967
2183	**UNC 1**	8	18	14.5	160	36	864968

UNC TAP HSSE VANADIUM - SPIRAL FLUTE - MULTI MATERIAL

A A-C F I GOUJ. 40° 2B VAP DIN 2182 DIN 2183



DIN	D 1 Ø Nominal	No. of threads per inch	D2 Ø Shank	Square	L1 L. Overall	L2 L. Trimmed	Ref.
2182	**UNC 4**	40	3.5	2.7	56	5	867025
2182	**UNC 5**	40	3.5	2.7	56	5	864970
2182	**UNC 6**	32	4	3	56	7	864971
2182	**UNC 8**	32	4.5	3.4	63	7	864972
2182	**UNC 10**	24	6	4.9	70	8	864973
2182	**UNC 12**	24	6	4.9	80	10	864974
2182	**UNC 1/4**	20	7	5.5	80	10	864975
2182	**UNC 5/16**	18	8	6.2	90	13	864976
2182	**UNC 3/8**	16	9	7	90	15	864977
2183	**UNC 7/16**	14	8	6.2	100	18	864978
2183	**UNC 1/2**	13	9	7	110	20	864979
2183	**UNC 9/16**	12	11	9	110	20	864980
2183	**UNC 5/8**	11	12	9	110	20	864981
2183	**UNC 3/4**	10	14	11	125	25	864982
2183	**UNC 7/8**	9	18	14.5	140	25	864983
2183	**UNC 1**	8	18	14.5	160	30	864984

UNC TAP HSSE - SPIRAL POINT - ALLOY STEELS

CUTLINE



A | POLI | 2B | DIN 371 | DIN 376

DIN	D 1 Ø Nominal	No. of threads per inch	D2 Ø Shank	Square	Ø in mm	L1 L. Overall	L2 L. Trimmed	Ref.
371	**UNC-4**	40	3.5	2.7	2.845	56	11	844712
371	**UNC-6**	32	4	3	3.505	56	12	844713
371	**UNC-8**	32	4.5	3.4	4.166	63	13	844714
371	**UNC-10**	24	6	4.9	4.826	70	14	844715
371	**UNC-1/4**	20	7	5.5	6.35	80	18	844717
371	**UNC-5/16**	18	8	6.2	7.938	90	20	844718
371	**UNC-3/8**	16	10	8	9.525	100	22	844719
376	**UNC-1/2**	13	9	7	12.7	110	25	844720

UNC TAP HSSE - SPIRAL FLUTE - ALLOY STEELS

CUTLINE



A | GOUJ. 40° | POLI | 2B | DIN 371 | DIN 376

DIN	D 1 Ø Nominal	No. of threads per inch	D2 Ø Shank	Square	Ø in mm	L1 L. Overall	L2 L. Trimmed	Ref.
371	**UNC-4**	40	3.5	2.7	2.845	56	6.5	844722
371	**UNC-6**	32	4	3	3.505	56	8	844723
371	**UNC-8**	32	4.5	3.4	4.166	63	8	844724
371	**UNC-10**	24	6	4.9	4.826	70	11	844725
371	**UNC-1/4**	20	7	5.5	6.35	80	13	844727
371	**UNC-5/16**	18	8	6.2	7.938	90	14	844728
371	**UNC-3/8**	16	10	8	9.525	100	16	844729
376	**UNC-1/2**	13	9	7	12.7	110	20	844730

Material group	Material subgroup 1	Material subgroup 2	Vc en m/min
1 - Free turning steel, for construction	1.1 - Free turning steel	1.1.1 Up to 500N	10-20
		1.1.2 Greater than 500N	10-20
2 - Carburizing steel, for treatment	2.1 - Carburizing steel	2.1.1 Up to 150 HB	10-15
		2.1.2 From 150 to 200 HB	10-15
	2.3 - Steel for treatment	2.3.4 Alloyed from 800 to 1000N	8-12
		2.3.5 Alloyed from 1000 to 1300N	8-12
3 - Tool steel	3.1 - Unalloyed tool steel	3.1.1 General	10-15
	3.2 - Tool steel	3.2.4 High alloy, annealed up to 1000N	6-10
	3.4 - High speed steel	3.4.1 General	6-10

UNC TAP HSSE - SPIRAL POINT - STAINLESS STEEL

I | POLI | 2B | DIN 371 | DIN 376



DIN	D 1 Ø Nominal	No. of threads per inch	D2 Ø Shank	Square	Ø in mm	L1 L. Overall	L2 L. Trimmed	Ref.
371	**UNC-4**	40	3.5	2.7	2.845	56	11	844754
371	**UNC-6**	32	4	3	3.505	56	12	844755
371	**UNC-8**	32	4.5	3.4	4.166	63	13	844756
371	**UNC-10**	24	6	4.9	4.826	70	14	844757
371	**UNC-1/4**	20	7	5.5	6.35	80	18	844759
371	**UNC-5/16**	18	8	6.2	7.938	90	20	844760
371	**UNC-3/8**	16	10	8	9.525	100	22	844761
376	**UNC-1/2**	13	9	7	12.7	110	25	844762

UNC TAP HSSE - SPIRAL FLUTE - STAINLESS STEEL

I | GOUJ. 40° | POLI | 2B | DIN 371 | DIN 376

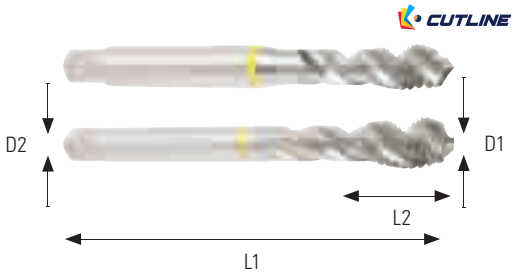

DIN	D 1 Ø Nominal	No. of threads per inch	D2 Ø Shank	Square	Ø in mm	L1 L. Overall	L2 L. Trimmed	Ref.
371	**UNC-4**	40	3.5	2.7	2.845	56	6.5	844764
371	**UNC-6**	32	4	3	3.505	56	8	844765
371	**UNC-8**	32	4.5	3.4	4.166	63	8	844766
371	**UNC-10**	24	6	4.9	4.826	70	11	844767
371	**UNC-1/4**	20	7	5.5	6.35	80	13	844769
371	**UNC-5/16**	18	8	6.2	7.938	90	14	844770
371	**UNC-3/8**	16	10	8	9.525	100	16	844771
376	**UNC-1/2**	13	9	7	12.7	110	20	844772

Material group	Material subgroup 1	Material subgroup 2	Vc en m/min
4 - Stainless steel, temperature resistant	4.1 - Stainless steel	4.1.1 Ferritic stainless steel	6-12
		4.1.2 Martensitic stainless steel	6-12
		4.1.3 Austenitic stainless steel	6-12
		4.1.5 Sulphured stainless steel	6-12

CUTLINE

3 FLUTE CARBIDE THREAD MILL WITH CHAMFER - 60DEG - OZMA COATED



A | A-C | F | I | HA | 15°

Metric thread-cutting	D 1 Ø Nominal	D2 Ø of shank	L1 L. Overall	L2 L. Cutting	Ref.
M3x50	**2.3**	6	63	7.35	855957
M4x70	**3**	6	63	9.6	855958
M5x80	**3.8**	6	63	11.8	855959
M6x100	**4.5**	8	63	14.75	855960
M8x125	**6**	10	76	19.75	855961
M10x150	**7.5**	12	83	23.75	855962
M12x175	**9**	14	89	29.5	855963

Material	Vc (m/min)	ap (mm)	ae (mm)	fz (mm)						
				Ref. 855957	Ref. 855958	Ref. 855959	Ref. 855960	Ref. 855961	Ref. 855962	Ref. 855963
				Ø Nom. 2,3	Ø Nom. 3	Ø Nom. 3,8	Ø Nom. 4,5	Ø Nom. 6	Ø Nom. 7,5	Ø Nom. 9
Steel <500 N/mm² (<150 HB)	90	1xd.	0,1xd.	0,01	0,01	0,01	0,01	0,02	0,03	0,04
Steel <700 N/mm² (<205 HB)	80	1xd.	0,1xd.	0,01	0,01	0,01	0,01	0,02	0,03	0,04
Steel <850 N/mm² (<265 HB)	75	1xd.	0,1xd.	0,01	0,01	0,01	0,01	0,02	0,03	0,04
Steel <1000 N/mm² (<30 HRC)	60	1xd.	0,1xd.	0,01	0,01	0,01	0,01	0,02	0,03	0,04
Steel <1400 N/mm² (<44 HRC)										
Steel <1400 to 2000 N/mm² (44 / 45 HRC)										
Steel >2000 N/mm² (55 / 60 HRC)										
Steel (60 / 65 HRC)										
Stainless steel <700 N/mm² (<205 HB)	50	1xd.	0,1xd.	0,01	0,01	0,01	0,01	0,02	0,03	0,04
Stainless steel >700 N/mm² (>205 HB)										
Cast iron<180HB	90	1xd.	0,1xd.	0,01	0,01	0,01	0,01	0,02	0,03	0,04
Malleable cast iron >180HB	70	1xd.	0,1xd.	0,01	0,01	0,01	0,01	0,02	0,03	0,04
Cast iron with graphite >180HB	70	1xd.	0,1xd.	0,01	0,01	0,01	0,01	0,02	0,03	0,04
Aluminium	220	1xd.	0,1xd.	0,01	0,01	0,01	0,01	0,02	0,03	0,04
Aluminium >8% Si	120	1xd.	0,1xd.	0,01	0,01	0,01	0,01	0,02	0,03	0,04
Copper - Bronze - Brass	200	1xd.	0,1xd.	0,01	0,01	0,01	0,01	0,02	0,03	0,04
TITANIUM										
Inconel, Hastelloy, Nimonic, Monel										

3 FLUTE CARBIDE SINGLE POINT MICRO THREAD MILL - 60DEG - OZMA COATED - METRIC FINE



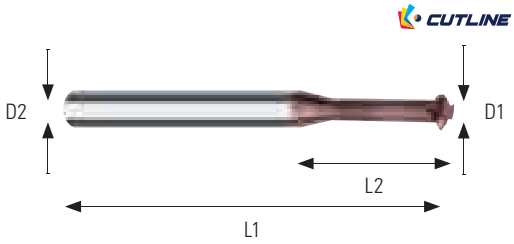

Metric thread-cutting	Fine pitch metric thread	Threading UNC/ UNF	D 1 Ø Nominal	D2 Ø of shank	L1 L. Overall	L2 L. Cutting	Ref.
M2-M2.2	M1.8-M2	No.2	1.5	3	39	3.8	863011
M2.5	M2.2	No.3	1.9	3	39	4.3	863012
-	M2.5	No.4	2.1	3	39	4.9	863013
M3	-	No.5	2.3	3	39	5.4	863014
M3.5	M3	No.6	2.6	3	39	6.1	863015
M4	M3.5-M4	No.8	3	3	39	7.1	863016
M4.5	M4.5	No.10	3.6	4	50	8.3	863017
M5-M6	M5-M6	No.12	4	4	50	10	863018

Material	Vc (m/min)	ap (mm)	ae (mm)	fz (mm)						
				Ref. 863011	Ref. 863012	Ref. 863013	Ref. 863014	Ref. 863015	Ref. 863016	Ref. 863017
				Ø Nom. 1,5	Ø Nom. 1,9	Ø Nom. 2,1	Ø Nom. 2,3	Ø Nom. 2,6	Ø Nom. 3	Ø Nom. 3,6
Steel <500 N/mm² (<150 HB)	250	1xd.	0,1xd.	0,01	0,01	0,01	0,01	0,01	0,02	0,02
Steel <700 N/mm² (<205 HB)	220	1xd.	0,1xd.	0,01	0,01	0,01	0,01	0,01	0,02	0,02
Steel <850 N/mm² (<265 HB)	180	1xd.	0,1xd.	0,01	0,01	0,01	0,01	0,01	0,02	0,02
Steel <1000 N/mm² (<30 HRC)	90	1xd.	0,1xd.	0,01	0,01	0,01	0,01	0,01	0,02	0,02
Steel <1400 N/mm² (<44 HRC)	70	1xd.	0,1xd.	0,01	0,01	0,01	0,01	0,01	0,02	0,02
Steel <1400 to 2000 N/mm² (44 / 45 HRC)	50	1xd.	0,1xd.	0,01	0,01	0,01	0,01	0,01	0,02	0,02
Steel >2000 N/mm² (55 / 60 HRC)	40	1xd.	0,1xd.	0,01	0,01	0,01	0,01	0,01	0,02	0,02
Steel (60 / 65 HRC)	30	1xd.	0,1xd.	0,01	0,01	0,01	0,01	0,01	0,01	0,01
Stainless steel <700 N/mm² (<205 HB)	90	1xd.	0,1xd.	0,01	0,01	0,01	0,01	0,01	0,02	0,02
Stainless steel >700 N/mm² (>205 HB)	60	1xd.	0,1xd.	0,01	0,01	0,01	0,01	0,01	0,02	0,02
Cast iron<180HB	220	1xd.	0,1xd.	0,01	0,01	0,01	0,01	0,01	0,02	0,02
Malleable cast iron >180HB	180	1xd.	0,1xd.	0,01	0,01	0,01	0,01	0,01	0,02	0,02
Cast iron with graphite >180HB	180	1xd.	0,1xd.	0,01	0,01	0,01	0,01	0,01	0,02	0,02
Aluminium	280	1xd.	0,1xd.	0,01	0,01	0,01	0,01	0,01	0,02	0,02
Aluminium >8% Si	220	1xd.	0,1xd.	0,01	0,01	0,01	0,01	0,01	0,02	0,02
Copper - Bronze - Brass	200	1xd.	0,1xd.	0,01	0,01	0,01	0,01	0,01	0,02	0,02
TITANIUM										
Inconel, Hastelloy, Nimonic, Monel	50	1xd.	0,1xd.	0,01	0,01	0,01	0,01	0,01	0,02	0,02

3 FLUTE CARBIDE END MILL - EXTRA SHORT - OZMA COATED

Material	Vc (m/min)	ap (mm)	ae (mm)	fz (mm)				
Rough boring				Ø 2 to Ø 3	Ø 4 to Ø 5	Ø 6 to Ø 8	Ø 10 to Ø 12	Ø 16 to Ø 20
Steel <500 N/mm² (<150 HB)	98	1xd.	0,5xd.	0,02	0,03	0,05	0,08	0,12
Steel <700 N/mm² (<205 HB)	89	1xd.	0,5xd.	0,01	0,02	0,04	0,06	0,08
Steel <850 N/mm² (<265 HB)	87	1xd.	0,5xd.	0,01	0,02	0,04	0,06	0,08
Steel <1000 N/mm² (<30 HRC)	78	1xd.	0,5xd.	0,01	0,02	0,03	0,04	0,06
Steel <1400 N/mm² (<44 HRC)	69	1xd.	0,5xd.	0,01	0,02	0,03	0,04	0,06
Steel <1400 to 2000 N/mm² (44 / 45 HRC)								
Steel >2000 N/mm² (55 / 60 HRC)								
Steel (60 / 65 HRC)								
Stainless steel <700 N/mm² (<205 HB)	92	1xd.	0,5xd.	0,01	0,02	0,04	0,06	0,08
Stainless steel >700 N/mm² (>205 HB)								
Cast iron<180HB	80	1xd.	0,5xd.	0,01	0,02	0,04	0,06	0,08
Malleable cast iron >180HB	67	1xd.	0,5xd.	0,01	0,02	0,04	0,06	0,08
Cast iron with graphite >180HB	63	1xd.	0,5xd.	0,01	0,02	0,04	0,06	0,08
Aluminium	112	1xd.	0,5xd.	0,01	0,02	0,04	0,06	0,08
Aluminium >8% Si	98	1xd.	0,5xd.	0,01	0,02	0,04	0,06	0,08
Copper - Bronze - Brass	89	1xd.	0,5xd.	0,01	0,02	0,04	0,06	0,08
TITANIUM								
Inconel, Hastelloy, Nimonic, Monel								

Material	Vc (m/min)	ap (mm)	ae (mm)	fz (mm)				
FINISHING				Ø 2 to Ø 3	Ø 4 to Ø 5	Ø 6 to Ø 8	Ø 10 to Ø 12	Ø 16 to Ø 20
Steel <500 N/mm² (<150 HB)	220	1xd.	0,1xd.	0,03	0,05	0,07	0,12	0,18
Steel <700 N/mm² (<205 HB)	200	1xd.	0,1xd.	0,02	0,04	0,06	0,08	0,12
Steel <850 N/mm² (<265 HB)	195	1xd.	0,1xd.	0,02	0,04	0,06	0,08	0,12
Steel <1000 N/mm² (<30 HRC)	175	1xd.	0,1xd.	0,02	0,03	0,04	0,06	0,12
Steel <1400 N/mm² (<44 HRC)	155	1xd.	0,1xd.	0,02	0,03	0,04	0,06	0,12
Steel <1400 to 2000 N/mm² (44 / 45 HRC)								
Steel >2000 N/mm² (55 / 60 HRC)								
Steel (60 / 65 HRC)								
Stainless steel <700 N/mm² (<205 HB)	205	1xd.	0,1xd.	0,02	0,04	0,06	0,08	0,12
Stainless steel >700 N/mm² (>205 HB)								
Cast iron<180HB	180	1xd.	0,1xd.	0,02	0,04	0,06	0,08	0,12
Malleable cast iron >180HB	150	1xd.	0,1xd.	0,02	0,04	0,06	0,08	0,12
Cast iron with graphite >180HB	140	1xd.	0,1xd.	0,02	0,04	0,06	0,08	0,12
Aluminium	250	1xd.	0,1xd.	0,02	0,04	0,06	0,08	0,12
Aluminium >8% Si	220	1xd.	0,1xd.	0,02	0,04	0,06	0,08	0,12
Copper - Bronze - Brass	200	1xd.	0,1xd.	0,02	0,04	0,06	0,08	0,12
TITANIUM								
Inconel, Hastelloy, Nimonic, Monel								

3 FLUTE CARBIDE END MILL - EXTRA SHORT - STRAIGHT SHANK - OZMA COATED





D 1 Ø Nominal	D2 Ø of shank	L1 L. Overall	L2 L. Cutting	Ref.
2	6	38	4	862549
3	6	38	5	862550
4	6	38	7	862551
5	6	38	8	862552
6	6	38	8	862553
8	8	43	11	862554
10	10	50	13	862555
12	12	55	15	862556
16	16	62	18	862557
20	20	75	22	862558

3 FLUTE CARBIDE END MILL - EXTRA SHORT - WELDON SHANK - OZMA COATED





D 1 Ø Nominal	D2 Ø of shank	L1 L. Overall	L2 L. Cutting	Ref.
2	6	38	4	862560
3	6	38	5	862561
4	6	38	7	862562
5	6	38	8	862563
6	6	38	8	862564
8	8	43	11	862565
10	10	50	13	862566
12	12	55	15	862567
16	16	62	18	862568
20	20	75	22	862569

2 FLUTE CARBIDE END MILL - SHORT SERIES

Material	Vc (m/min)	ap (mm)	ae (mm)	fz (mm)				
Rough boring				Ø 1 to Ø 3	Ø 4 to Ø 5	Ø 6 to Ø 8	Ø 10 to Ø 12	Ø 16 to Ø 20
Steel <500 N/mm² (<150 HB)	83	1xd.	0,5xd.	0,02	0,03	0,04	0,08	0,12
Steel <700 N/mm² (<205 HB)	75	1xd.	0,5xd.	0,01	0,02	0,03	0,06	0,08
Steel <850 N/mm² (<265 HB)	74	1xd.	0,5xd.	0,01	0,02	0,03	0,06	0,08
Steel <1000 N/mm² (<30 HRC)	66	1xd.	0,5xd.	0,01	0,02	0,02	0,04	0,06
Steel <1400 N/mm² (<44 HRC)	58	1xd.	0,5xd.	0,01	0,02	0,02	0,04	0,06
Steel <1400 to 2000 N/mm² (44 / 45 HRC)								
Steel >2000 N/mm² (55 / 60 HRC)								
Steel (60 / 65 HRC)								
Stainless steel <700 N/mm² (<205 HB)	45	1xd.	0,5xd.	0,01	0,02	0,03	0,06	0,08
Stainless steel >700 N/mm² (>205 HB)								
Cast iron<180HB	68	1xd.	0,5xd.	0,01	0,02	0,03	0,06	0,08
Malleable cast iron >180HB	57	1xd.	0,5xd.	0,01	0,02	0,03	0,06	0,08
Cast iron with graphite >180HB	53	1xd.	0,5xd.	0,01	0,02	0,03	0,06	0,08
Aluminium	95	1xd.	0,5xd.	0,01	0,02	0,03	0,06	0,08
Aluminium >8% Si	83	1xd.	0,5xd.	0,01	0,02	0,03	0,06	0,08
Copper - Bronze - Brass	75	1xd.	0,5xd.	0,01	0,02	0,03	0,06	0,08
TITANIUM								
Inconel, Hastelloy, Nimonic, Monel								

Material	Vc (m/min)	ap (mm)	ae (mm)	fz (mm)				
FINISHING				Ø 1 to Ø 3	Ø 4 to Ø 5	Ø 6 to Ø 8	Ø 10 to Ø 12	Ø 16 to Ø 20
Steel <500 N/mm² (<150 HB)	187	1xd.	0,1xd.	0,03	0,05	0,06	0,12	0,16
Steel <700 N/mm² (<205 HB)	170	1xd.	0,1xd.	0,02	0,04	0,04	0,08	0,11
Steel <850 N/mm² (<265 HB)	166	1xd.	0,1xd.	0,02	0,04	0,04	0,08	0,11
Steel <1000 N/mm² (<30 HRC)	148	1xd.	0,1xd.	0,02	0,03	0,03	0,06	0,08
Steel <1400 N/mm² (<44 HRC)	132	1xd.	0,1xd.	0,02	0,03	0,03	0,06	0,08
Steel <1400 to 2000 N/mm² (44 / 45 HRC)								
Steel >2000 N/mm² (55 / 60 HRC)								
Steel (60 / 65 HRC)								
Stainless steel <700 N/mm² (<205 HB)	102	1xd.	0,1xd.	0,02	0,04	0,04	0,08	0,11
Stainless steel >700 N/mm² (>205 HB)								
Cast iron<180HB	153	1xd.	0,1xd.	0,02	0,04	0,04	0,08	0,11
Malleable cast iron >180HB	127	1xd.	0,1xd.	0,02	0,04	0,04	0,08	0,11
Cast iron with graphite >180HB	119	1xd.	0,1xd.	0,02	0,04	0,04	0,08	0,11
Aluminium	212	1xd.	0,1xd.	0,02	0,04	0,04	0,08	0,11
Aluminium >8% Si	187	1xd.	0,1xd.	0,02	0,04	0,04	0,08	0,11
Copper - Bronze - Brass	170	1xd.	0,1xd.	0,02	0,04	0,04	0,08	0,11
TITANIUM								
Inconel, Hastelloy, Nimonic, Monel								

2 FLUTE CARBIDE - SHORT SERIES - STRAIGHT SHANK





D 1 Ø Nominal	D2 Ø of shank	L1 L. Overall	L2 L. Cutting	Ref.
1	6	50	5	862571
2	6	50	6	862572
3	6	50	6	862573
4	6	50	8	862574
5	6	50	8	862575
6	6	50	16	862576
8	8	60	20	862577
10	10	70	22	862578
12	12	70	22	862579
16	16	75	25	862580
20	20	100	32	862581

2 FLUTE CARBIDE END MILL - SHORT SERIES - WELDON SHANK





D 1 Ø Nominal	D2 Ø of shank	L1 L. Overall	L2 L. Cutting	Ref.
1	6	50	5	862583
2	6	50	6	862584
3	6	50	6	862585
4	6	50	8	862586
5	6	50	8	862587
6	6	50	16	862588
8	8	60	20	862589
10	10	70	22	862590
12	12	70	22	862591
16	16	75	25	862592
20	20	100	32	862593

2 FLUTE CARBIDE END MILL - SHORT SERIES - OZMA COATED

Material	Vc (m/min)	ap (mm)	ae (mm)	fz (mm)				
Rough boring				Ø 1 to Ø 3	Ø 4 to Ø 5	Ø 6 to Ø 8	Ø 10 to Ø 12	Ø 16 to Ø 20
Steel <500 N/mm² (<150 HB)	98	1xd.	0,5xd.	0,02	0,03	0,04	0,08	0,12
Steel <700 N/mm² (<205 HB)	89	1xd.	0,5xd.	0,01	0,02	0,03	0,06	0,08
Steel <850 N/mm² (<265 HB)	87	1xd.	0,5xd.	0,01	0,02	0,03	0,06	0,08
Steel <1000 N/mm² (<30 HRC)	78	1xd.	0,5xd.	0,01	0,02	0,02	0,04	0,06
Steel <1400 N/mm² (<44 HRC)	69	1xd.	0,5xd.	0,01	0,02	0,02	0,04	0,06
Steel <1400 to 2000 N/mm² (44 / 45 HRC)								
Steel >2000 N/mm² (55 / 60 HRC)								
Steel (60 / 65 HRC)								
Stainless steel <700 N/mm² (<205 HB)	54	1xd.	0,5xd.	0,01	0,02	0,03	0,06	0,08
Stainless steel >700 N/mm² (>205 HB)								
Cast iron<180HB	80	1xd.	0,5xd.	0,01	0,02	0,03	0,06	0,08
Malleable cast iron >180HB	67	1xd.	0,5xd.	0,01	0,02	0,03	0,06	0,08
Cast iron with graphite >180HB	63	1xd.	0,5xd.	0,01	0,02	0,03	0,06	0,08
Aluminium	112	1xd.	0,5xd.	0,01	0,02	0,03	0,06	0,08
Aluminium >8% Si	98	1xd.	0,5xd.	0,01	0,02	0,03	0,06	0,08
Copper - Bronze - Brass	89	1xd.	0,5xd.	0,01	0,02	0,03	0,06	0,08
TITANIUM								
Inconel, Hastelloy, Nimonic, Monel								

Material	Vc (m/min)	ap (mm)	ae (mm)	fz (mm)				
FINISHING				Ø 1 to Ø 3	Ø 4 to Ø 5	Ø 6 to Ø 8	Ø 10 to Ø 12	Ø 16 to Ø 20
Steel <500 N/mm² (<150 HB)	220	1xd.	0,1xd.	0,03	0,05	0,06	0,12	0,16
Steel <700 N/mm² (<205 HB)	200	1xd.	0,1xd.	0,02	0,04	0,04	0,08	0,11
Steel <850 N/mm² (<265 HB)	195	1xd.	0,1xd.	0,02	0,04	0,04	0,08	0,11
Steel <1000 N/mm² (<30 HRC)	175	1xd.	0,1xd.	0,02	0,03	0,03	0,06	0,08
Steel <1400 N/mm² (<44 HRC)	155	1xd.	0,1xd.	0,02	0,03	0,03	0,06	0,08
Steel <1400 to 2000 N/mm² (44 / 45 HRC)								
Steel >2000 N/mm² (55 / 60 HRC)								
Steel (60 / 65 HRC)								
Stainless steel <700 N/mm² (<205 HB)	120	1xd.	0,1xd.	0,02	0,04	0,04	0,08	0,11
Stainless steel >700 N/mm² (>205 HB)								
Cast iron<180HB	180	1xd.	0,1xd.	0,02	0,04	0,04	0,08	0,11
Malleable cast iron >180HB	150	1xd.	0,1xd.	0,02	0,04	0,04	0,08	0,11
Cast iron with graphite >180HB	140	1xd.	0,1xd.	0,02	0,04	0,04	0,08	0,11
Aluminium	250	1xd.	0,1xd.	0,02	0,04	0,04	0,08	0,11
Aluminium >8% Si	220	1xd.	0,1xd.	0,02	0,04	0,04	0,08	0,11
Copper - Bronze - Brass	200	1xd.	0,1xd.	0,02	0,04	0,04	0,08	0,11
TITANIUM								
Inconel, Hastelloy, Nimonic, Monel								

2 FLUTE CARBIDE END MILL - SHORT SERIES - STRAIGHT SHANK - OZMA COATED





D 1 Ø Nominal	D2 Ø of shank	L1 L. Overall	L2 L. Cutting	Ref.
1	6	50	5	862595
2	6	50	6	862596
3	6	50	6	862597
4	6	50	8	862598
5	6	50	8	862599
6	6	50	16	862600
8	8	60	20	862601
10	10	70	22	862602
12	12	70	22	862603
16	16	75	25	862604
20	20	100	32	862605

2 FLUTE CARBIDE END MILL - SHORT SERIES - WELDON SHANK - OZMA COATED





D 1 Ø Nominal	D2 Ø of shank	L1 L. Overall	L2 L. Cutting	Ref.
1	6	50	5	862607
2	6	50	6	862608
3	6	50	6	862609
4	6	50	8	862610
5	6	50	8	862611
6	6	50	16	862612
8	8	60	20	862613
10	10	70	22	862614
12	12	70	22	862615
16	16	75	25	862616
20	20	100	32	862617

3 FLUTE CARBIDE END MILL - SHORT SERIES

Material	Vc (m/min)	ap (mm)	ae (mm)	fz (mm)				
Rough boring				**Ø 1 to Ø 3**	**Ø 4 to Ø 5**	**Ø 6 to Ø 8**	**Ø 10 to Ø 12**	**Ø 16 to Ø 20**
Steel <500 N/mm² (<150 HB)	102	1xd.	0,5xd.	0,01	0,04	0,05	0,09	0,13
Steel <700 N/mm² (<205 HB)	93	1xd.	0,5xd.	0,01	0,03	0,03	0,06	0,09
Steel <850 N/mm² (<265 HB)	90	1xd.	0,5xd.	0,01	0,03	0,03	0,06	0,09
Steel <1000 N/mm² (<30 HRC)	81	1xd.	0,5xd.	0,01	0,02	0,02	0,04	0,07
Steel <1400 N/mm² (<44 HRC)	72	1xd.	0,5xd.	0,01	0,02	0,02	0,04	0,07
Steel <1400 to 2000 N/mm² (44 / 45 HRC)								
Steel >2000 N/mm² (55 / 60 HRC)								
Steel (60 / 65 HRC)								
Stainless steel <700 N/mm² (<205 HB)	56	1xd.	0,5xd.	0,01	0,03	0,03	0,06	0,09
Stainless steel >700 N/mm² (>205 HB)								
Cast iron<180HB	84	1xd.	0,5xd.	0,01	0,03	0,03	0,06	0,09
Malleable cast iron >180HB	70	1xd.	0,5xd.	0,01	0,03	0,03	0,06	0,09
Cast iron with graphite >180HB	65	1xd.	0,5xd.	0,01	0,03	0,03	0,06	0,09
Aluminium	116	1xd.	0,5xd.	0,01	0,03	0,03	0,06	0,09
Aluminium >8% Si	102	1xd.	0,5xd.	0,01	0,03	0,03	0,06	0,09
Copper - Bronze - Brass	93	1xd.	0,5xd.	0,01	0,03	0,03	0,06	0,09
TITANIUM								
Inconel, Hastelloy, Nimonic, Monel								

Material	Vc (m/min)	ap (mm)	ae (mm)	fz (mm)				
FINISHING				**Ø 1 to Ø 3**	**Ø 4 to Ø 5**	**Ø 6 to Ø 8**	**Ø 10 to Ø 12**	**Ø 16 to Ø 20**
Steel <500 N/mm² (<150 HB)	187	1,5xd.	0,1xd.	0,02	0,05	0,06	0,12	0,16
Steel <700 N/mm² (<205 HB)	170	1,5xd.	0,1xd.	0,02	0,04	0,04	0,08	0,11
Steel <850 N/mm² (<265 HB)	166	1,5xd.	0,1xd.	0,02	0,04	0,04	0,08	0,11
Steel <1000 N/mm² (<30 HRC)	149	1,5xd.	0,1xd.	0,01	0,03	0,03	0,06	0,08
Steel <1400 N/mm² (<44 HRC)	132	1,5xd.	0,1xd.	0,01	0,03	0,03	0,06	0,08
Steel <1400 to 2000 N/mm² (44 / 45 HRC)								
Steel >2000 N/mm² (55 / 60 HRC)								
Steel (60 / 65 HRC)								
Stainless steel <700 N/mm² (<205 HB)	102	1,5xd.	0,1xd.	0,02	0,04	0,04	0,08	0,11
Stainless steel >700 N/mm² (>205 HB)								
Cast iron<180HB	153	1,5xd.	0,1xd.	0,02	0,04	0,04	0,08	0,11
Malleable cast iron >180HB	127	1,5xd.	0,1xd.	0,02	0,04	0,04	0,08	0,11
Cast iron with graphite >180HB	119	1,5xd.	0,1xd.	0,02	0,04	0,04	0,08	0,11
Aluminium	212	1,5xd.	0,1xd.	0,02	0,04	0,04	0,08	0,11
Aluminium >8% Si	187	1,5xd.	0,1xd.	0,02	0,04	0,04	0,08	0,11
Copper - Bronze - Brass	170	1,5xd.	0,1xd.	0,02	0,04	0,04	0,08	0,11
TITANIUM								
Inconel, Hastelloy, Nimonic, Monel								

3 FLUTE CARBIDE END MILL - SHORT SERIES - STRAIGHT SHANK





D 1 Ø Nominal	D2 Ø of shank	L1 L. Overall	L2 L. Cutting	Ref.
1	6	50	5	862619
2	6	50	6	862620
3	6	50	6	862621
4	6	50	8	862622
5	6	50	8	862623
6	6	50	16	862624
8	8	60	20	862625
10	10	70	22	862626
12	12	70	22	862627
16	16	75	25	862628
20	20	100	32	862629

3 FLUTE CARBIDE END MILL - SHORT SERIES - WELDON SHANK





D 1 Ø Nominal	D2 Ø of shank	L1 L. Overall	L2 L. Cutting	Ref.
1	6	50	5	862631
2	6	50	6	862632
3	6	50	6	862633
4	6	50	8	862634
5	6	50	8	862635
6	6	50	16	862636
8	8	60	20	862637
10	10	70	22	862638
12	12	70	22	862639
16	16	75	25	862640
20	20	100	32	862641

3 FLUTE CARBIDE END MILL - SHORT SERIES - OZMA COATED

Material	Vc (m/min)	ap (mm)	ae (mm)	fz (mm)				
Rough boring				Ø 1 to Ø 3	Ø 4 to Ø 5	Ø 6 to Ø 8	Ø 10 to Ø 12	Ø 16 to Ø 20
Steel <500 N/mm² (<150 HB)	120	1xd.	0,5xd.	0,01	0,04	0,05	0,09	0,13
Steel <700 N/mm² (<205 HB)	110	1xd.	0,5xd.	0,01	0,03	0,03	0,06	0,09
Steel <850 N/mm² (<265 HB)	107	1xd.	0,5xd.	0,01	0,03	0,03	0,06	0,09
Steel <1000 N/mm² (<30 HRC)	96	1xd.	0,5xd.	0,01	0,02	0,02	0,04	0,07
Steel <1400 N/mm² (<44 HRC)	85	1xd.	0,5xd.	0,01	0,02	0,02	0,04	0,07
Steel <1400 to 2000 N/mm² (44 / 45 HRC)								
Steel >2000 N/mm² (55 / 60 HRC)								
Steel (60 / 65 HRC)								
Stainless steel <700 N/mm² (<205 HB)	66	1xd.	0,5xd.	0,01	0,03	0,03	0,06	0,09
Stainless steel >700 N/mm² (>205 HB)								
Cast iron<180HB	99	1xd.	0,5xd.	0,01	0,03	0,03	0,06	0,09
Malleable cast iron >180HB	82	1xd.	0,5xd.	0,01	0,03	0,03	0,06	0,09
Cast iron with graphite >180HB	77	1xd.	0,5xd.	0,01	0,03	0,03	0,06	0,09
Aluminium	137	1xd.	0,5xd.	0,01	0,03	0,03	0,06	0,09
Aluminium >8% Si	120	1xd.	0,5xd.	0,01	0,03	0,03	0,06	0,09
Copper - Bronze - Brass	110	1xd.	0,5xd.	0,01	0,03	0,03	0,06	0,09
TITANIUM								
Inconel, Hastelloy, Nimonic, Monel								

Material	Vc (m/min)	ap (mm)	ae (mm)	fz (mm)				
FINISHING				Ø 1 to Ø 3	Ø 4 to Ø 5	Ø 6 to Ø 8	Ø 10 to Ø 12	Ø 16 to Ø 20
Steel <500 N/mm² (<150 HB)	220	1,5xd.	0,1xd.	0,02	0,05	0,06	0,12	0,16
Steel <700 N/mm² (<205 HB)	200	1,5xd.	0,1xd.	0,02	0,04	0,04	0,08	0,11
Steel <850 N/mm² (<265 HB)	195	1,5xd.	0,1xd.	0,02	0,04	0,04	0,08	0,11
Steel <1000 N/mm² (<30 HRC)	175	1,5xd.	0,1xd.	0,01	0,03	0,03	0,06	0,08
Steel <1400 N/mm² (<44 HRC)	155	1,5xd.	0,1xd.	0,01	0,03	0,03	0,06	0,08
Steel <1400 to 2000 N/mm² (44 / 45 HRC)								
Steel >2000 N/mm² (55 / 60 HRC)								
Steel (60 / 65 HRC)								
Stainless steel <700 N/mm² (<205 HB)	120	1,5xd.	0,1xd.	0,02	0,04	0,04	0,08	0,11
Stainless steel >700 N/mm² (>205 HB)								
Cast iron<180HB	180	1,5xd.	0,1xd.	0,02	0,04	0,04	0,08	0,11
Malleable cast iron >180HB	150	1,5xd.	0,1xd.	0,02	0,04	0,04	0,08	0,11
Cast iron with graphite >180HB	140	1,5xd.	0,1xd.	0,02	0,04	0,04	0,08	0,11
Aluminium	250	1,5xd.	0,1xd.	0,02	0,04	0,04	0,08	0,11
Aluminium >8% Si	220	1,5xd.	0,1xd.	0,02	0,04	0,04	0,08	0,11
Copper - Bronze - Brass	200	1,5xd.	0,1xd.	0,02	0,04	0,04	0,08	0,11
TITANIUM								
Inconel, Hastelloy, Nimonic, Monel								

3 FLUTE CARBIDE END MILL - SHORT SERIES - STRAIGHT SHANK - OZMA COATED





D 1 Ø Nominal	D2 Ø of shank	L1 L. Overall	L2 L. Cutting	Ref.
1	6	50	5	862643
2	6	50	6	862644
3	6	50	6	862645
4	6	50	8	862646
5	6	50	8	862647
6	6	50	16	862648
8	8	60	20	862649
10	10	70	22	862650
12	12	70	22	862651
16	16	75	25	862652
20	20	100	32	862653

3 FLUTE CARBIDE END MILL - SHORT SERIES - WELDON SHANK - OZMA COATED



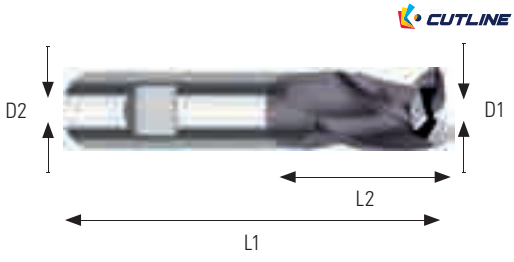

D 1 Ø Nominal	D2 Ø of shank	L1 L. Overall	L2 L. Cutting	Ref.
1	6	50	5	862655
2	6	50	6	862656
3	6	50	6	862657
4	6	50	8	862658
5	6	50	8	862659
6	6	50	16	862660
8	8	60	20	862661
10	10	70	22	862662
12	12	70	22	862663
16	16	75	25	862664
20	20	100	32	862665

4 FLUTE CARBIDE END MILL - SHORT SERIES

Material	Vc (m/min)	ap (mm)	ae (mm)	fz (mm)				
Rough boring				**Ø 1 to Ø 3**	**Ø 4 to Ø 5**	**Ø 6 to Ø 8**	**Ø 10 to Ø 12**	**Ø 16 to Ø 20**
Steel <500 N/mm² (<150 HB)	83	1xd.	0,5xd.	0,02	0,03	0,04	0,08	0,15
Steel <700 N/mm² (<205 HB)	75	1xd.	0,5xd.	0,01	0,02	0,03	0,06	0,10
Steel <850 N/mm² (<265 HB)	74	1xd.	0,5xd.	0,01	0,02	0,03	0,06	0,10
Steel <1000 N/mm² (<30 HRC)	66	1xd.	0,5xd.	0,01	0,02	0,02	0,04	0,07
Steel <1400 N/mm² (<44 HRC)	59	1xd.	0,5xd.	0,01	0,02	0,02	0,04	0,07
Steel <1400 to 2000 N/mm² (44 / 45 HRC)								
Steel >2000 N/mm² (55 / 60 HRC)								
Steel (60 / 65 HRC)								
Stainless steel <700 N/mm² (<205 HB)	45	1xd.	0,5xd.	0,01	0,02	0,03	0,06	0,10
Stainless steel >700 N/mm² (>205 HB)								
Cast iron<180HB	68	1xd.	0,5xd.	0,01	0,02	0,03	0,06	0,10
Malleable cast iron >180HB	57	1xd.	0,5xd.	0,01	0,02	0,03	0,06	0,10
Cast iron with graphite >180HB	53	1xd.	0,5xd.	0,01	0,02	0,03	0,06	0,10
Aluminium								
Aluminium >8% Si	83	1xd.	0,5xd.	0,01	0,02	0,03	0,06	0,10
Copper - Bronze - Brass	77	1xd.	0,5xd.	0,01	0,02	0,03	0,06	0,10
TITANIUM								
Inconel, Hastelloy, Nimonic, Monel								

Material	Vc (m/min)	ap (mm)	ae (mm)	fz (mm)				
FINISHING				**Ø 1 to Ø 3**	**Ø 4 to Ø 5**	**Ø 6 to Ø 8**	**Ø 10 to Ø 12**	**Ø 16 to Ø 20**
Steel <500 N/mm² (<150 HB)	187	1xd.	0,1xd.	0,03	0,05	0,06	0,12	0,20
Steel <700 N/mm² (<205 HB)	170	1xd.	0,1xd.	0,02	0,04	0,04	0,08	0,14
Steel <850 N/mm² (<265 HB)	167	1xd.	0,1xd.	0,02	0,04	0,04	0,08	0,14
Steel <1000 N/mm² (<30 HRC)	148	1xd.	0,1xd.	0,02	0,03	0,03	0,06	0,10
Steel <1400 N/mm² (<44 HRC)	132	1xd.	0,1xd.	0,02	0,03	0,03	0,06	0,10
Steel <1400 to 2000 N/mm² (44 / 45 HRC)								
Steel >2000 N/mm² (55 / 60 HRC)								
Steel (60 / 65 HRC)								
Stainless steel <700 N/mm² (<205 HB)	102	1xd.	0,1xd.	0,02	0,04	0,04	0,08	0,14
Stainless steel >700 N/mm² (>205 HB)								
Cast iron<180HB	153	1xd.	0,1xd.	0,02	0,04	0,04	0,08	0,14
Malleable cast iron >180HB	127	1xd.	0,1xd.	0,02	0,04	0,04	0,08	0,14
Cast iron with graphite >180HB	119	1xd.	0,1xd.	0,02	0,04	0,04	0,08	0,14
Aluminium								
Aluminium >8% Si	187	1xd.	0,1xd.	0,02	0,04	0,04	0,08	0,14
Copper - Bronze - Brass	170	1xd.	0,1xd.	0,02	0,04	0,04	0,08	0,14
TITANIUM								
Inconel, Hastelloy, Nimonic, Monel								

4 FLUTE CARBIDE END MILL - SHORT SERIES - STRAIGHT SHANK





D 1 Ø Nominal	D2 Ø of shank	L1 L. Overall	L2 L. Cutting	Ref.
1	6	50	5	862667
2	6	50	7	862668
3	6	50	8	862669
4	6	50	11	862670
5	6	50	13	862671
6	6	50	16	862672
8	8	60	20	862673
10	10	70	22	862674
12	12	70	22	862675
16	16	75	25	862676
20	20	100	32	862677

4 FLUTE CARBIDE END MILL - SHORT SERIES - WELDON SHANK





D 1 Ø Nominal	D2 Ø of shank	L1 L. Overall	L2 L. Cutting	Ref.
1	6	50	5	862679
2	6	50	7	862680
3	6	50	8	862681
4	6	50	11	862682
5	6	50	13	862683
6	6	50	16	862684
8	8	60	20	862685
10	10	70	22	862686
12	12	70	22	862687
16	16	75	25	862688
20	20	100	32	862689

4 FLUTE CARBIDE END MILL - SHORT SERIES - OZMA COATED

Material	Vc (m/min)	ap (mm)	ae (mm)	fz (mm)				
Rough boring				Ø 1 to Ø 3	Ø 4 to Ø 5	Ø 6 to Ø 8	Ø 10 to Ø 12	Ø 16 to Ø 20
Steel <500 N/mm² (<150 HB)	98	1xd.	0,5xd.	0,02	0,03	0,04	0,08	0,15
Steel <700 N/mm² (<205 HB)	89	1xd.	0,5xd.	0,01	0,02	0,03	0,06	0,10
Steel <850 N/mm² (<265 HB)	87	1xd.	0,5xd.	0,01	0,02	0,03	0,06	0,10
Steel <1000 N/mm² (<30 HRC)	78	1xd.	0,5xd.	0,01	0,02	0,02	0,04	0,07
Steel <1400 N/mm² (<44 HRC)	69	1xd.	0,5xd.	0,01	0,02	0,02	0,04	0,07
Steel <1400 to 2000 N/mm² (44 / 45 HRC)								
Steel >2000 N/mm² (55 / 60 HRC)								
Steel (60 / 65 HRC)								
Stainless steel <700 N/mm² (<205 HB)	54	1xd.	0,5xd.	0,01	0,02	0,03	0,06	0,10
Stainless steel >700 N/mm² (>205 HB)								
Cast iron<180HB	80	1xd.	0,5xd.	0,01	0,02	0,03	0,06	0,10
Malleable cast iron >180HB	67	1xd.	0,5xd.	0,01	0,02	0,03	0,06	0,10
Cast iron with graphite >180HB	63	1xd.	0,5xd.	0,01	0,02	0,03	0,06	0,10
Aluminium								
Aluminium >8% Si	98	1xd.	0,5xd.	0,01	0,02	0,03	0,06	0,10
Copper - Bronze - Brass	89	1xd.	0,5xd.	0,01	0,02	0,03	0,06	0,10
TITANIUM								
Inconel, Hastelloy, Nimonic, Monel								

Material	Vc (m/min)	ap (mm)	ae (mm)	fz (mm)				
FINISHING				Ø 1 to Ø 3	Ø 4 to Ø 5	Ø 6 to Ø 8	Ø 10 to Ø 12	Ø 16 to Ø 20
Steel <500 N/mm² (<150 HB)	220	1xd.	0,1xd.	0,03	0,05	0,06	0,12	0,20
Steel <700 N/mm² (<205 HB)	200	1xd.	0,1xd.	0,02	0,04	0,04	0,08	0,14
Steel <850 N/mm² (<265 HB)	195	1xd.	0,1xd.	0,02	0,04	0,04	0,08	0,14
Steel <1000 N/mm² (<30 HRC)	175	1xd.	0,1xd.	0,02	0,03	0,03	0,06	0,10
Steel <1400 N/mm² (<44 HRC)	155	1xd.	0,1xd.	0,02	0,03	0,03	0,06	0,10
Steel <1400 to 2000 N/mm² (44 / 45 HRC)								
Steel >2000 N/mm² (55 / 60 HRC)								
Steel (60 / 65 HRC)								
Stainless steel <700 N/mm² (<205 HB)	120	1xd.	0,1xd.	0,02	0,04	0,04	0,08	0,14
Stainless steel >700 N/mm² (>205 HB)								
Cast iron<180HB	180	1xd.	0,1xd.	0,02	0,04	0,04	0,08	0,14
Malleable cast iron >180HB	150	1xd.	0,1xd.	0,02	0,04	0,04	0,08	0,14
Cast iron with graphite >180HB	140	1xd.	0,1xd.	0,02	0,04	0,04	0,08	0,14
Aluminium								
Aluminium >8% Si	220	1xd.	0,1xd.	0,02	0,04	0,04	0,08	0,14
Copper - Bronze - Brass	200	1xd.	0,1xd.	0,02	0,04	0,04	0,08	0,14
TITANIUM								
Inconel, Hastelloy, Nimonic, Monel								

4 FLUTE CARBIDE END MILL - SHORT SERIES - STRAIGHT SHANK - OZMA COATED





D 1 Ø Nominal	D2 Ø of shank	L1 L. Overall	L2 L. Cutting	Ref.
1	6	50	5	862691
2	6	50	7	862692
3	6	50	8	862693
4	6	50	11	862694
5	6	50	13	862695
6	6	50	16	862696
8	8	60	20	862697
10	10	70	22	862698
12	12	70	22	862699
16	16	75	25	862700
20	20	100	32	862701

4 FLUTE CARBIDE END MILL - SHORT SERIES - WELDON SHANK - OZMA COATED





D 1 Ø Nominal	D2 Ø of shank	L1 L. Overall	L2 L. Cutting	Ref.
1	6	50	5	862703
2	6	50	7	862704
3	6	50	8	862705
4	6	50	11	862706
5	6	50	13	862707
6	6	50	16	862708
8	8	60	20	862709
10	10	70	22	862710
12	12	70	22	862711
16	16	75	25	862712
20	20	100	32	862713

4 FLUTE CARBIDE END MILL - STANDARD SERIES

Material	Vc (m/min)	ap (mm)	ae (mm)	fz (mm)				
Rough boring				**Ø 1 to Ø 3**	**Ø 4 to Ø 5**	**Ø 6 to Ø 8**	**Ø 10 to Ø 12**	**Ø 16 to Ø 20**
Steel <500 N/mm² (<150 HB)	83	1xd.	0,5xd.	0,02	0,03	0,03	0,07	0,12
Steel <700 N/mm² (<205 HB)	75	1xd.	0,5xd.	0,01	0,02	0,02	0,05	0,08
Steel <850 N/mm² (<265 HB)	74	1xd.	0,5xd.	0,01	0,02	0,02	0,05	0,08
Steel <1000 N/mm² (<30 HRC)	66	1xd.	0,5xd.	0,01	0,01	0,02	0,03	0,06
Steel <1400 N/mm² (<44 HRC)	59	1xd.	0,5xd.	0,01	0,01	0,02	0,03	0,06
Steel <1400 to 2000 N/mm² (44 / 45 HRC)								
Steel >2000 N/mm² (55 / 60 HRC)								
Steel (60 / 65 HRC)								
Stainless steel <700 N/mm² (<205 HB)	45	1xd.	0,5xd.	0,01	0,02	0,03	0,05	0,09
Stainless steel >700 N/mm² (>205 HB)								
Cast iron<180HB	68	1xd.	0,5xd.	0,01	0,02	0,03	0,05	0,09
Malleable cast iron >180HB	57	1xd.	0,5xd.	0,01	0,02	0,03	0,05	0,09
Cast iron with graphite >180HB	53	1xd.	0,5xd.	0,01	0,02	0,03	0,05	0,09
Aluminium								
Aluminium >8% Si	83	1xd.	0,5xd.	0,01	0,02	0,03	0,05	0,09
Copper - Bronze - Brass	77	1xd.	0,5xd.	0,01	0,02	0,03	0,05	0,09
TITANIUM								
Inconel, Hastelloy, Nimonic, Monel								

Material	Vc (m/min)	ap (mm)	ae (mm)	fz (mm)				
FINISHING				**Ø 1 to Ø 3**	**Ø 4 to Ø 5**	**Ø 6 to Ø 8**	**Ø 10 to Ø 12**	**Ø 16 to Ø 20**
Steel <500 N/mm² (<150 HB)	187	1xd.	0,1xd.	0,03	0,05	0,06	0,11	0,18
Steel <700 N/mm² (<205 HB)	170	1xd.	0,1xd.	0,02	0,03	0,04	0,08	0,13
Steel <850 N/mm² (<265 HB)	167	1xd.	0,1xd.	0,02	0,03	0,04	0,08	0,13
Steel <1000 N/mm² (<30 HRC)	148	1xd.	0,1xd.	0,01	0,02	0,03	0,05	0,09
Steel <1400 N/mm² (<44 HRC)	132	1xd.	0,1xd.	0,01	0,02	0,03	0,05	0,09
Steel <1400 to 2000 N/mm² (44 / 45 HRC)								
Steel >2000 N/mm² (55 / 60 HRC)								
Steel (60 / 65 HRC)								
Stainless steel <700 N/mm² (<205 HB)	102	1xd.	0,1xd.	0,02	0,03	0,04	0,08	0,13
Stainless steel >700 N/mm² (>205 HB)								
Cast iron<180HB	153	1xd.	0,1xd.	0,02	0,03	0,04	0,08	0,13
Malleable cast iron >180HB	127	1xd.	0,1xd.	0,02	0,03	0,04	0,08	0,13
Cast iron with graphite >180HB	119	1xd.	0,1xd.	0,02	0,03	0,04	0,08	0,13
Aluminium								
Aluminium >8% Si	187	1xd.	0,1xd.	0,02	0,03	0,04	0,08	0,13
Copper - Bronze - Brass	170	1xd.	0,1xd.	0,02	0,03	0,04	0,08	0,13
TITANIUM								
Inconel, Hastelloy, Nimonic, Monel								

4 FLUTE CARBIDE END MILL - STANDARD SERIES - STRAIGHT SHANK





D 1 Ø Nominal	D2 Ø of shank	L1 L. Overall	L2 L. Cutting	Ref.
1	6	50	3	862715
2	6	50	4	862716
3	6	50	6	862717
4	6	50	8	862718
5	6	50	8	862719
6	6	57	13	862720
8	8	63	19	862721
10	10	72	22	862722
12	12	83	26	862723
16	16	92	32	862724
20	20	104	38	862725

4 FLUTE CARBIDE END MILL - STANDARD SERIES - WELDON SHANK





D 1 Ø Nominal	D2 Ø of shank	L1 L. Overall	L2 L. Cutting	Ref.
1	6	50	3	862727
2	6	50	4	862728
3	6	50	6	862729
4	6	50	8	862730
5	6	50	8	862731
6	6	57	13	862732
8	8	63	19	862733
10	10	72	22	862734
12	12	83	26	862735
16	16	92	32	862736
20	20	104	38	862737

4 FLUTE CARBIDE END MILL - STANDARD SERIES - OZMA COATED

Material	Vc (m/min)	ap (mm)	ae (mm)	fz (mm)				
Rough boring				Ø 1 to Ø 3	Ø 4 to Ø 5	Ø 6 to Ø 8	Ø 10 to Ø 12	Ø 16 to Ø 20
Steel <500 N/mm² (<150 HB)	98	1xd.	0,5xd.	0,02	0,03	0,04	0,07	0,13
Steel <700 N/mm² (<205 HB)	89	1xd.	0,5xd.	0,01	0,02	0,03	0,05	0,09
Steel <850 N/mm² (<265 HB)	87	1xd.	0,5xd.	0,01	0,02	0,03	0,05	0,09
Steel <1000 N/mm² (<30 HRC)	78	1xd.	0,5xd.	0,01	0,02	0,02	0,04	0,06
Steel <1400 N/mm² (<44 HRC)	69	1xd.	0,5xd.	0,01	0,02	0,02	0,04	0,06
Steel <1400 to 2000 N/mm² (44 / 45 HRC)								
Steel >2000 N/mm² (55 / 60 HRC)								
Steel (60 / 65 HRC)								
Stainless steel <700 N/mm² (<205 HB)	54	1xd.	0,5xd.	0,01	0,02	0,03	0,05	0,09
Stainless steel >700 N/mm² (>205 HB)								
Cast iron<180HB	80	1xd.	0,5xd.	0,01	0,02	0,03	0,05	0,09
Malleable cast iron >180HB	67	1xd.	0,5xd.	0,01	0,02	0,03	0,05	0,09
Cast iron with graphite >180HB	63	1xd.	0,5xd.	0,01	0,02	0,03	0,05	0,09
Aluminium								
Aluminium >8% Si	98	1xd.	0,5xd.	0,01	0,02	0,03	0,05	0,09
Copper - Bronze - Brass	89	1xd.	0,5xd.	0,01	0,02	0,03	0,05	0,09
TITANIUM								
Inconel, Hastelloy, Nimonic, Monel								

Material	Vc (m/min)	ap (mm)	ae (mm)	fz (mm)				
FINISHING				Ø 1 to Ø 3	Ø 4 to Ø 5	Ø 6 to Ø 8	Ø 10 to Ø 12	Ø 16 to Ø 20
Steel <500 N/mm² (<150 HB)	220	1xd.	0,1xd.	0,03	0,05	0,06	0,11	0,18
Steel <700 N/mm² (<205 HB)	200	1xd.	0,1xd.	0,02	0,03	0,04	0,08	0,13
Steel <850 N/mm² (<265 HB)	195	1xd.	0,1xd.	0,02	0,03	0,04	0,08	0,13
Steel <1000 N/mm² (<30 HRC)	175	1xd.	0,1xd.	0,01	0,02	0,03	0,05	0,09
Steel <1400 N/mm² (<44 HRC)	155	1xd.	0,1xd.	0,01	0,02	0,03	0,05	0,09
Steel <1400 to 2000 N/mm² (44 / 45 HRC)								
Steel >2000 N/mm² (55 / 60 HRC)								
Steel (60 / 65 HRC)								
Stainless steel <700 N/mm² (<205 HB)	120	1xd.	0,1xd.	0,02	0,03	0,04	0,08	0,13
Stainless steel >700 N/mm² (>205 HB)								
Cast iron<180HB	180	1xd.	0,1xd.	0,02	0,03	0,04	0,08	0,13
Malleable cast iron >180HB	150	1xd.	0,1xd.	0,02	0,03	0,04	0,08	0,13
Cast iron with graphite >180HB	140	1xd.	0,1xd.	0,02	0,03	0,04	0,08	0,13
Aluminium								
Aluminium >8% Si	220	1xd.	0,1xd.	0,02	0,03	0,04	0,08	0,13
Copper - Bronze - Brass	200	1xd.	0,1xd.	0,02	0,03	0,04	0,08	0,13
TITANIUM								
Inconel, Hastelloy, Nimonic, Monel								

4 FLUTE CARBIDE END MILL - STANDARD - STRAIGHT SHANK - OZMA COATED





D 1 Ø Nominal	D2 Ø of shank	L1 L. Overall	L2 L. Cutting	Ref.
1	6	50	3	862739
2	6	50	4	862740
3	6	50	6	862741
4	6	50	8	862742
5	6	50	8	862743
6	6	57	13	862744
8	8	63	19	862745
10	10	72	22	862746
12	12	83	26	862747
16	16	92	32	862748
20	20	104	38	862749

4 FLUTE CARBIDE END MILL - STANDARD SERIES - WELDON SHANK - OZMA COATED





D 1 Ø Nominal	D2 Ø of shank	L1 L. Overall	L2 L. Cutting	Ref.
1	6	50	3	862751
2	6	50	4	862752
3	6	50	6	862753
4	6	50	8	862754
5	6	50	8	862755
6	6	57	13	862756
8	8	63	19	862757
10	10	72	22	862758
12	12	83	26	862759
16	16	92	32	862760
20	20	104	38	862761

CARBIDE MILLING CUTTER - EXTRA LONG - 4 TEETH

Material	Vc (m/min)	ap (mm)	ae (mm)	fz (mm)				
Rough boring				**Ø1 à Ø3**	**Ø4 à Ø5**	**Ø6 à Ø8**	**Ø10 à Ø12**	**Ø16 à Ø20**
Steel <500 N/mm² (<150 HB)	75	1xd.	0,5xd.	0.02	0.03	0.03	0.07	0.12
Steel <700 N/mm² (<205 HB)	68	1xd.	0,5xd.	0.01	0.02	0.02	0.05	0.08
Steel <850 N/mm² (<265 HB)	67	1xd.	0,5xd.	0.01	0.02	0.02	0.05	0.08
Steel <1000 N/mm² (<30 HRC)	59	1xd.	0,5xd.	0.01	0.01	0.02	0.03	0.06
Steel <1400 N/mm² (<44 HRC)	53	1xd.	0,5xd.	0.01	0.01	0.02	0.03	0.06
Steel <1400 to 2000 N/mm² (44 / 45 HRC)								
Steel >2000 N/mm² (55 / 60 HRC)								
Steel (60 / 65 HRC)								
Stainless steel <700 N/mm² (<205 HB)	41	1xd.	0,5xd.	0.01	0.02	0.03	0.05	0.09
Stainless steel >700 N/mm² (>205 HB)								
Cast iron<180HB	61	1xd.	0,5xd.	0.01	0.02	0.03	0.05	0.09
Malleable cast iron >180HB	51	1xd.	0,5xd.	0.01	0.02	0.03	0.05	0.09
Cast iron with graphite >180HB	48	1xd.	0,5xd.	0.01	0.02	0.03	0.05	0.09
Aluminium								
Aluminium >8% Si	75	1xd.	0,5xd.	0.01	0.02	0.03	0.05	0.09
Copper - Bronze - Brass	69	1xd.	0,5xd.	0.01	0.02	0.03	0.05	0.09
TITANIUM								
Inconel, Hastelloy, Nimonic, Monel								

Material	Vc (m/min)	ap (mm)	ae (mm)	fz (mm)				
FINISHING				**Ø1 à Ø3**	**Ø4 à Ø5**	**Ø6 à Ø8**	**Ø10 à Ø12**	**Ø16 à Ø20**
Steel <500 N/mm² (<150 HB)	168	1xd.	0,1xd.	0.03	0.05	0.06	0.11	0.18
Steel <700 N/mm² (<205 HB)	153	1xd.	0,1xd.	0.02	0.03	0.04	0.08	0.13
Steel <850 N/mm² (<265 HB)	150	1xd.	0,1xd.	0.02	0.03	0.04	0.08	0.13
Steel <1000 N/mm² (<30 HRC)	133	1xd.	0,1xd.	0.01	0.02	0.03	0.05	0.09
Steel <1400 N/mm² (<44 HRC)	119	1xd.	0,1xd.	0.01	0.02	0.03	0.05	0.09
Steel <1400 to 2000 N/mm² (44 / 45 HRC)								
Steel >2000 N/mm² (55 / 60 HRC)								
Steel (60 / 65 HRC)								
Stainless steel <700 N/mm² (<205 HB)	92	1xd.	0,1xd.	0.02	0.03	0.04	0.08	0.13
Stainless steel >700 N/mm² (>205 HB)								
Cast iron<180HB	138	1xd.	0,1xd.	0.02	0.03	0.04	0.08	0.13
Malleable cast iron >180HB	114	1xd.	0,1xd.	0.02	0.03	0.04	0.08	0.13
Cast iron with graphite >180HB	107	1xd.	0,1xd.	0.02	0.03	0.04	0.08	0.13
Aluminium								
Aluminium >8% Si	168	1xd.	0,1xd.	0.02	0.03	0.04	0.08	0.13
Copper - Bronze - Brass	153	1xd.	0,1xd.	0.02	0.03	0.04	0.08	0.13
TITANIUM								
Inconel, Hastelloy, Nimonic, Monel								

4 FLUTE CARBIDE END MILL - LONG SERIES - STRAIGHT SHANK





D 1 Ø Nominal	D2 Ø of shank	L1 L. Overall	L2 L. Cutting	Ref.
3	6	50	12	862763
4	6	50	15	862764
5	6	60	20	862765
6	6	60	20	862766
8	8	70	25	862767
10	10	90	30	862768
12	12	90	30	862769
16	16	110	50	862770
20	20	110	55	862771

4 FLUTE CARBIDE END MILL - LONG SERIES - WELDON SHANK





D 1 Ø Nominal	D2 Ø of shank	L1 L. Overall	L2 L. Cutting	Ref.
3	6	50	12	862773
4	6	50	15	862774
5	6	60	20	862775
6	6	60	20	862776
8	8	70	25	862777
10	10	90	30	862778
12	12	90	30	862779
16	16	110	50	862780
20	20	110	55	862781

4 FLUTE CARBIDE END MILL - LONG SERIES - OZMA COATED

Material	Vc (m/min)	ap (mm)	ae (mm)	fz (mm)				
Rough boring				**Ø 1 to Ø 3**	**Ø 4 to Ø 5**	**Ø 6 to Ø 8**	**Ø 10 to Ø 12**	**Ø 16 to Ø 20**
Steel <500 N/mm² (<150 HB)	88	1xd.	0,5xd.	0,02	0,03	0,04	0,07	0,13
Steel <700 N/mm² (<205 HB)	80	1xd.	0,5xd.	0,01	0,02	0,03	0,05	0,09
Steel <850 N/mm² (<265 HB)	78	1xd.	0,5xd.	0,01	0,02	0,03	0,05	0,09
Steel <1000 N/mm² (<30 HRC)	70	1xd.	0,5xd.	0,01	0,02	0,02	0,04	0,06
Steel <1400 N/mm² (<44 HRC)	62	1xd.	0,5xd.	0,01	0,02	0,02	0,04	0,06
Steel <1400 to 2000 N/mm² (44 / 45 HRC)								
Steel >2000 N/mm² (55 / 60 HRC)								
Steel (60 / 65 HRC)								
Stainless steel <700 N/mm² (<205 HB)	49	1xd.	0,5xd.	0,01	0,02	0,03	0,05	0,09
Stainless steel >700 N/mm² (>205 HB)								
Cast iron<180HB	72	1xd.	0,5xd.	0,01	0,02	0,03	0,05	0,09
Malleable cast iron >180HB	60	1xd.	0,5xd.	0,01	0,02	0,03	0,05	0,09
Cast iron with graphite >180HB	57	1xd.	0,5xd.	0,01	0,02	0,03	0,05	0,09
Aluminium								
Aluminium >8% Si	88	1xd.	0,5xd.	0,01	0,02	0,03	0,05	0,09
Copper - Bronze - Brass	80	1xd.	0,5xd.	0,01	0,02	0,03	0,05	0,09
TITANIUM								
Inconel, Hastelloy, Nimonic, Monel								

Material	Vc (m/min)	ap (mm)	ae (mm)	fz (mm)				
FINISHING				**Ø 1 to Ø 3**	**Ø 4 to Ø 5**	**Ø 6 to Ø 8**	**Ø 10 to Ø 12**	**Ø 16 to Ø 20**
Steel <500 N/mm² (<150 HB)	198	1xd.	0,1xd.	0,03	0,05	0,06	0,11	0,18
Steel <700 N/mm² (<205 HB)	180	1xd.	0,1xd.	0,02	0,03	0,04	0,08	0,13
Steel <850 N/mm² (<265 HB)	176	1xd.	0,1xd.	0,02	0,03	0,04	0,08	0,13
Steel <1000 N/mm² (<30 HRC)	158	1xd.	0,1xd.	0,01	0,02	0,03	0,05	0,09
Steel <1400 N/mm² (<44 HRC)	140	1xd.	0,1xd.	0,01	0,02	0,03	0,05	0,09
Steel <1400 to 2000 N/mm² (44 / 45 HRC)								
Steel >2000 N/mm² (55 / 60 HRC)								
Steel (60 / 65 HRC)								
Stainless steel <700 N/mm² (<205 HB)	108	1xd.	0,1xd.	0,02	0,03	0,04	0,08	0,13
Stainless steel >700 N/mm² (>205 HB)								
Cast iron<180HB	162	1xd.	0,1xd.	0,02	0,03	0,04	0,08	0,13
Malleable cast iron >180HB	135	1xd.	0,1xd.	0,02	0,03	0,04	0,08	0,13
Cast iron with graphite >180HB	126	1xd.	0,1xd.	0,02	0,03	0,04	0,08	0,13
Aluminium								
Aluminium >8% Si	198	1xd.	0,1xd.	0,02	0,03	0,04	0,08	0,13
Copper - Bronze - Brass	180	1xd.	0,1xd.	0,02	0,03	0,04	0,08	0,13
TITANIUM								
Inconel, Hastelloy, Nimonic, Monel								

4 FLUTE CARBIDE END MILL - LONG SERIES - STRAIGHT SHANK - OZMA COATED





D 1 Ø Nominal	D2 Ø of shank	L1 L. Overall	L2 L. Cutting	Ref.
3	6	50	12	862783
4	6	50	15	862784
5	6	60	20	862785
6	6	60	20	862786
8	8	70	25	862787
10	10	90	30	862788
12	12	90	30	862789
16	16	110	50	862790
20	20	110	55	862791

4 FLUTE CARBIDE END MILL - LONG SERIES - WELDON SHANK - OZMA COATED





D 1 Ø Nominal	D2 Ø of shank	L1 L. Overall	L2 L. Cutting	Ref.
3	6	50	12	862793
4	6	50	15	862794
5	6	60	20	862795
6	6	60	20	862796
8	8	70	25	862797
10	10	90	30	862798
12	12	90	30	862799
16	16	110	50	862800
20	20	110	55	862801

4 VARI FLUTE CARBIDE END MILL - SHORT SERIES - OZMAX COATED

Material	Vc (m/min)	ap (mm)	ae (mm)	fz (mm)				
Rough boring				**Ø 3 to Ø 4**	**Ø 5 to Ø 8**	**Ø 10 to Ø 12**	**Ø 14 to Ø 16**	**Ø 18 to Ø 20**
Steel <500 N/mm² (<150 HB)	141	1xd.	1xd.	0,01	0,03	0,06	0,08	0,10
Steel <700 N/mm² (<205 HB)	134	1xd.	1xd.	0,01	0,03	0,06	0,08	0,10
Steel <850 N/mm² (<265 HB)	127	1xd.	1xd.	0,01	0,03	0,06	0,08	0,10
Steel <1000 N/mm² (<30 HRC)	106	1xd.	1xd.	0,01	0,02	0,04	0,06	0,07
Steel <1400 N/mm² (<44 HRC)	78	1xd.	1xd.	0,01	0,02	0,04	0,06	0,07
Steel <1400 to 2000 N/mm² (44 / 45 HRC)								
Steel >2000 N/mm² (55 / 60 HRC)								
Steel (60 / 65 HRC)								
Stainless steel <700 N/mm² (<205 HB)	57	1xd.	1xd.	0,01	0,02	0,04	0,06	0,07
Stainless steel >700 N/mm² (>205 HB)								
Cast iron<180HB	141	1xd.	1xd.	0,01	0,03	0,06	0,08	0,10
Malleable cast iron >180HB	106	1xd.	1xd.	0,01	0,03	0,06	0,08	0,10
Cast iron with graphite >180HB	106	1xd.	1xd.	0,01	0,03	0,06	0,08	0,10
Aluminium								
Aluminium >8% Si								
Copper - Bronze - Brass								
TITANIUM								
Inconel, Hastelloy, Nimonic, Monel								

Material	Vc (m/min)	ap (mm)	ae (mm)	fz (mm)				
FINISHING				**Ø 3 to Ø 4**	**Ø 5 to Ø 8**	**Ø 10 to Ø 12**	**Ø 14 to Ø 16**	**Ø 18 to Ø 20**
Steel <500 N/mm² (<150 HB)	200	1xd.	0,5xd.	0,02	0,04	0,08	0,10	0,12
Steel <700 N/mm² (<205 HB)	190	1xd.	0,5xd.	0,02	0,04	0,08	0,10	0,12
Steel <850 N/mm² (<265 HB)	180	1xd.	0,5xd.	0,02	0,04	0,08	0,10	0,12
Steel <1000 N/mm² (<30 HRC)	150	1xd.	0,5xd.	0,01	0,03	0,05	0,07	0,08
Steel <1400 N/mm² (<44 HRC)	110	1xd.	0,5xd.	0,01	0,03	0,05	0,07	0,08
Steel <1400 to 2000 N/mm² (44 / 45 HRC)								
Steel >2000 N/mm² (55 / 60 HRC)								
Steel (60 / 65 HRC)								
Stainless steel <700 N/mm² (<205 HB)	80	1xd.	0,5xd.	0,01	0,03	0,05	0,07	0,08
Stainless steel >700 N/mm² (>205 HB)								
Cast iron<180HB	200	1xd.	0,5xd.	0,02	0,04	0,08	0,10	0,12
Malleable cast iron >180HB	150	1xd.	0,5xd.	0,02	0,04	0,08	0,10	0,12
Cast iron with graphite >180HB	150	1xd.	0,5xd.	0,02	0,04	0,08	0,10	0,12
Aluminium								
Aluminium >8% Si								
Copper - Bronze - Brass								
TITANIUM								
Inconel, Hastelloy, Nimonic, Monel								

4 VARI FLUTE CARBIDE END MILL - SHORT SERIES - STRAIGHT SHANK - OZMAX COATED





D 1 Ø Nominal	D2 Ø of shank	L1 L. Overall	L2 L. Cutting	Ref.
3	6	54	6	862815
4	6	54	8	862816
5	6	54	9	862817
6	6	54	10	862818
8	8	58	12	862819
10	10	66	14	862820
12	12	73	16	862821
14	14	75	18	862822
16	16	82	22	862823
18	18	84	24	862824
20	20	92	26	862825

4 VARI FLUTE CARBIDE END MILL - SHORT SERIES - WELDON SHANK - OZMAX COATED





D 1 Ø Nominal	D2 Ø of shank	L1 L. Overall	L2 L. Cutting	Ref.
3	6	54	6	862803
4	6	54	8	862804
5	6	54	9	862805
6	6	54	10	862806
8	8	58	12	862807
10	10	66	14	862808
12	12	73	16	862809
14	14	75	18	862810
16	16	82	22	862811
18	18	84	24	862812
20	20	92	26	862813

4 VARI FLUTE CARBIDE END MILL - STANDARD SERIES - OZMAX COATED

Material	Vc (m/min)	ap (mm)	ae (mm)	fz (mm)				
Rough boring				Ø 3 to Ø 4	Ø 5 to Ø 8	Ø 10 to Ø 12	Ø 14 to Ø 16	Ø 18 to Ø 20
Steel <500 N/mm² (<150 HB)	141	1xd.	1xd.	0,01	0,03	0,06	0,08	0,10
Steel <700 N/mm² (<205 HB)	134	1xd.	1xd.	0,01	0,03	0,06	0,08	0,10
Steel <850 N/mm² (<265 HB)	127	1xd.	1xd.	0,01	0,03	0,06	0,08	0,10
Steel <1000 N/mm² (<30 HRC)	106	1xd.	1xd.	0,01	0,02	0,04	0,06	0,07
Steel <1400 N/mm² (<44 HRC)	78	1xd.	1xd.	0,01	0,02	0,04	0,06	0,07
Steel <1400 to 2000 N/mm² (44 / 45 HRC)								
Steel >2000 N/mm² (55 / 60 HRC)								
Steel (60 / 65 HRC)								
Stainless steel <700 N/mm² (<205 HB)	57	1xd.	1xd.	0,01	0,02	0,04	0,06	0,07
Stainless steel >700 N/mm² (>205 HB)								
Cast iron<180HB	141	1xd.	1xd.	0,01	0,03	0,06	0,08	0,10
Malleable cast iron >180HB	106	1xd.	1xd.	0,01	0,03	0,06	0,08	0,10
Cast iron with graphite >180HB	106	1xd.	1xd.	0,01	0,03	0,06	0,08	0,10
Aluminium								
Aluminium >8% Si								
Copper - Bronze - Brass								
TITANIUM								
Inconel, Hastelloy, Nimonic, Monel								

Material	Vc (m/min)	ap (mm)	ae (mm)	fz (mm)				
FINISHING				Ø 3 to Ø 4	Ø 5 to Ø 8	Ø 10 to Ø 12	Ø 14 to Ø 16	Ø 18 to Ø 20
Steel <500 N/mm² (<150 HB)	200	1xd.	0,5xd.	0,02	0,04	0,08	0,10	0,12
Steel <700 N/mm² (<205 HB)	190	1xd.	0,5xd.	0,02	0,04	0,08	0,10	0,12
Steel <850 N/mm² (<265 HB)	180	1xd.	0,5xd.	0,02	0,04	0,08	0,10	0,12
Steel <1000 N/mm² (<30 HRC)	150	1xd.	0,5xd.	0,01	0,03	0,05	0,07	0,08
Steel <1400 N/mm² (<44 HRC)	110	1xd.	0,5xd.	0,01	0,03	0,05	0,07	0,08
Steel <1400 to 2000 N/mm² (44 / 45 HRC)								
Steel >2000 N/mm² (55 / 60 HRC)								
Steel (60 / 65 HRC)								
Stainless steel <700 N/mm² (<205 HB)	80	1xd.	0,5xd.	0,01	0,03	0,05	0,07	0,08
Stainless steel >700 N/mm² (>205 HB)								
Cast iron<180HB	200	1xd.	0,5xd.	0,02	0,04	0,08	0,10	0,12
Malleable cast iron >180HB	150	1xd.	0,5xd.	0,02	0,04	0,08	0,10	0,12
Cast iron with graphite >180HB	150	1xd.	0,5xd.	0,02	0,04	0,08	0,10	0,12
Aluminium								
Aluminium >8% Si								
Copper - Bronze - Brass								
TITANIUM								
Inconel, Hastelloy, Nimonic, Monel								

4 VARI FLUTE CARBIDE END MILL - STANDARD SERIES - STRAIGHT SHANK - OZMAX COATED





D 1 Ø Nominal	D2 Ø of shank	L1 L. Overall	L2 L. Cutting	Chamfer	Ref.
3	6	57	8	0.1	862827
4	6	57	11	0.13	862828
5	6	57	13	0.18	862829
6	6	57	13	0.2	862830
8	8	63	19	0.2	862831
10	10	72	22	0.3	862832
12	12	83	26	0.3	862833
14	14	83	26	0.3	862834
16	16	92	32	0.4	862835
18	18	92	32	0.4	862836
20	20	104	38	0.5	862837

4 VARI FLUTE CARBIDE END MILL - STANDARD SERIES - WELDON SHANK - OZMAX COATED





D 1 Ø Nominal	D2 Ø of shank	L1 L. Overall	L2 L. Cutting	Chamfer	Ref.
3	6	57	8	0.1	862839
4	6	57	11	0.13	862840
5	6	57	13	0.18	862841
6	6	57	13	0.2	862842
8	8	63	19	0.2	862843
10	10	72	22	0.3	862844
12	12	83	26	0.3	862845
14	14	83	26	0.3	862846
16	16	92	32	0.4	862847
18	18	92	32	0.4	862848
20	20	104	38	0.5	862849

SINGLE FLUTE CARBIDE ROUTER

Material	Vc (m/min)	ap (mm)	ae (mm)	fz (mm)				
Rough boring				Ø 2	Ø 3	Ø 4	Ø 5	Ø 6
Steel <500 N/mm² (<150 HB)								
Steel <700 N/mm² (<205 HB)								
Steel <850 N/mm² (<265 HB)								
Steel <1000 N/mm² (<30 HRC)								
Steel <1400 N/mm² (<44 HRC)								
Steel <1400 to 2000 N/mm² (44 / 45 HRC)								
Steel >2000 N/mm² (55 / 60 HRC)								
Steel (60 / 65 HRC)								
Stainless steel <700 N/mm² (<205 HB)								
Stainless steel >700 N/mm² (>205 HB)								
Cast iron<180HB								
Malleable cast iron >180HB								
Cast iron with graphite >180HB								
Aluminium	289	1xd.	0,3xd.	0,01	0,01	0,02	0,02	0,02
Aluminium >8% Si	231	1xd.	0,3xd.	0,01	0,01	0,02	0,02	0,02
Copper - Bronze - Brass								
TITANIUM								
Inconel, Hastelloy, Nimonic, Monel								

Material	Vc (m/min)	ap (mm)	ae (mm)	fz (mm)				
FINISHING				Ø 2	Ø 3	Ø 4	Ø 5	Ø 6
Steel <500 N/mm² (<150 HB)								
Steel <700 N/mm² (<205 HB)								
Steel <850 N/mm² (<265 HB)								
Steel <1000 N/mm² (<30 HRC)								
Steel <1400 N/mm² (<44 HRC)								
Steel <1400 to 2000 N/mm² (44 / 45 HRC)								
Steel >2000 N/mm² (55 / 60 HRC)								
Steel (60 / 65 HRC)								
Stainless steel <700 N/mm² (<205 HB)								
Stainless steel >700 N/mm² (>205 HB)								
Cast iron<180HB								
Malleable cast iron >180HB								
Cast iron with graphite >180HB								
Aluminium	500	1xd.	0,1xd.	0,01	0,01	0,02	0,02	0,03
Aluminium >8% Si	400	1xd.	0,1xd.	0,01	0,01	0,02	0,02	0,03
Copper - Bronze - Brass								
TITANIUM								
Inconel, Hastelloy, Nimonic, Monel								

SINGLE FLUTE CARBIDE ROUTER - STRAIGHT SHANK



CUTLINE



D 1 Ø Nominal	D2 Ø of shank	L1 L. Overall	L2 L. Cutting	Ref.
2	3	50	8	862851
3	3	50	12	862852
4	4	60	15	862853
5	5	60	17	862854
6	6	65	20	862855
8	8	65	22	862856
10	10	75	25	862857
12	12	80	30	862858

› SEE PAGE 1006



Water and dust vacuum cleaner 60 L
G-VAC S60-W3 Ref. 866323

2 FLUTE CARBIDE END MILL - STANDARD SERIES - ALUMINIUM

Material	Vc (m/min)	ap (mm)	ae (mm)	fz (mm)				
Rough boring				**Ø 2 à Ø 3**	**Ø 4 à Ø 5**	**Ø 6 à Ø 8**	**Ø 10 à Ø 12**	**Ø 16 à Ø 20**
Steel <500 N/mm² (<150 HB)								
Steel <700 N/mm² (<205 HB)								
Steel <850 N/mm² (<265 HB)								
Steel <1000 N/mm² (<30 HRC)								
Steel <1400 N/mm² (<44 HRC)								
Steel <1400 to 2000 N/mm² (44 / 45 HRC)								
Steel >2000 N/mm² (55 / 60 HRC)								
Steel (60 / 65 HRC)								
Stainless steel <700 N/mm² (<205 HB)								
Stainless steel >700 N/mm² (>205 HB)								
Cast iron<180HB								
Malleable cast iron >180HB								
Cast iron with graphite >180HB								
Aluminium	**300**	1xd.	0,5xd.	0,01	0,02	0,02	0,04	0,06
Aluminium >8% Si	**200**	1xd.	0,5xd.	0,01	0,02	0,02	0,04	0,06
Copper - Bronze - Brass	**110**	1xd.	0,5xd.	0,01	0,02	0,02	0,04	0,06
TITANIUM								
Inconel, Hastelloy, Nimonic, Monel								

Material	Vc (m/min)	ap (mm)	ae (mm)	fz (mm)				
FINISHING				**Ø 2 à Ø 3**	**Ø 4 à Ø 5**	**Ø 6 à Ø 8**	**Ø 10 à Ø 12**	**Ø 16 à Ø 20**
Steel <500 N/mm² (<150 HB)								
Steel <700 N/mm² (<205 HB)								
Steel <850 N/mm² (<265 HB)								
Steel <1000 N/mm² (<30 HRC)								
Steel <1400 N/mm² (<44 HRC)								
Steel <1400 to 2000 N/mm² (44 / 45 HRC)								
Steel >2000 N/mm² (55 / 60 HRC)								
Steel (60 / 65 HRC)								
Stainless steel <700 N/mm² (<205 HB)								
Stainless steel >700 N/mm² (>205 HB)								
Cast iron<180HB								
Malleable cast iron >180HB								
Cast iron with graphite >180HB								
Aluminium	**680**	1xd.	0,1xd.	0,02	0,03	0,04	0,06	0,09
Aluminium >8% Si	**440**	1xd.	0,1xd.	0,02	0,03	0,04	0,06	0,09
Copper - Bronze - Brass	**250**	1xd.	0,1xd.	0,02	0,03	0,04	0,06	0,09
TITANIUM								
Inconel, Hastelloy, Nimonic, Monel								

2 FLUTE CARBIDE END MILL - STANDARD - STRAIGHT SHANK - ALUMINIUM





D 1 Ø Nominal	D2 Ø of shank	L1 L. Overall	L2 L. Cutting	Chamfer	Ref.
2	6	57	8	0.05	843378
3	6	57	8	0.1	843379
4	6	57	11	0.1	843380
5	6	57	13	0.1	843381
6	6	57	13	0.1	843382
8	8	63	19	0.1	843384
10	10	72	22	0.1	843386
12	12	83	26	0.1	843388
14	14	83	26	0.1	843390
16	16	92	32	0.1	843391
18	18	92	32	0.1	843393
20	20	104	38	0.1	843394

2 FLUTE CARBIDE END MILL - STANDARD - WELDON SHANK - ALUMINIUM





D 1 Ø Nominal	D2 Ø of shank	L1 L. Overall	L2 L. Cutting	Chamfer	Ref.
2	6	57	8	0.05	855653
3	6	57	8	0.1	855654
4	6	57	11	0.1	855655
5	6	57	13	0.1	855656
6	6	57	13	0.1	855657
8	8	63	19	0.1	855659
10	10	72	22	0.1	855661
12	12	83	26	0.1	855663
14	14	83	26	0.1	855665
16	16	92	32	0.1	855667
18	18	92	32	0.1	855669
20	20	104	38	0.1	855671

2 FLUTE CARBIDE END MILL - LONG SERIES - ALUMINIUM

Material	Vc (m/min)	ap (mm)	ae (mm)	fz (mm)				
Rough boring				**Ø 2 to Ø 3**	**Ø 4 to Ø 5**	**Ø 6 to Ø 8**	**Ø 10 to Ø 12**	**Ø 16 to Ø 20**
Steel <500 N/mm² (<150 HB)								
Steel <700 N/mm² (<205 HB)								
Steel <850 N/mm² (<265 HB)								
Steel <1000 N/mm² (<30 HRC)								
Steel <1400 N/mm² (<44 HRC)								
Steel <1400 to 2000 N/mm² (44 / 45 HRC)								
Steel >2000 N/mm² (55 / 60 HRC)								
Steel (60 / 65 HRC)								
Stainless steel <700 N/mm² (<205 HB)								
Stainless steel >700 N/mm² (>205 HB)								
Cast iron<180HB								
Malleable cast iron >180HB								
Cast iron with graphite >180HB								
Aluminium	**270**	1xd.	0,5xd.	0,01	0,02	0,02	0,04	0,06
Aluminium >8% Si	**180**	1xd.	0,5xd.	0,01	0,02	0,02	0,04	0,06
Copper - Bronze - Brass	**90**	1xd.	0,5xd.	0,01	0,02	0,02	0,04	0,06
TITANIUM								
Inconel, Hastelloy, Nimonic, Monel								

Material	Vc (m/min)	ap (mm)	ae (mm)	fz (mm)				
FINISHING				**Ø 2 to Ø 3**	**Ø 4 to Ø 5**	**Ø 6 to Ø 8**	**Ø 10 to Ø 12**	**Ø 16 to Ø 20**
Steel <500 N/mm² (<150 HB)								
Steel <700 N/mm² (<205 HB)								
Steel <850 N/mm² (<265 HB)								
Steel <1000 N/mm² (<30 HRC)								
Steel <1400 N/mm² (<44 HRC)								
Steel <1400 to 2000 N/mm² (44 / 45 HRC)								
Steel >2000 N/mm² (55 / 60 HRC)								
Steel (60 / 65 HRC)								
Stainless steel <700 N/mm² (<205 HB)								
Stainless steel >700 N/mm² (>205 HB)								
Cast iron<180HB								
Malleable cast iron >180HB								
Cast iron with graphite >180HB								
Aluminium	**600**	1xd.	0,1xd.	0,02	0,03	0,04	0,06	0,09
Aluminium >8% Si	**400**	1xd.	0,1xd.	0,02	0,03	0,04	0,06	0,09
Copper - Bronze - Brass	**220**	1xd.	0,1xd.	0,02	0,03	0,04	0,06	0,09
TITANIUM								
Inconel, Hastelloy, Nimonic, Monel								

2 FLUTE CARBIDE END MILL - LONG SERIES - STRAIGHT SHANK - ALUMINIUM





D 1 Ø Nominal	D2 Ø of shank	L1 L. Overall	L2 L. Cutting	Chamfer	Ref.
6	6	68	24	0.1	843383
8	8	88	38	0.1	843385
10	10	95	45	0.1	843387
12	12	110	53	0.1	843389
14	14	110	53	0.1	843472
16	16	123	63	0.1	843392
18	18	123	63	0.1	843473
20	20	141	75	0.1	843395

2 FLUTE CARBIDE END MILL - LONG SERIES - WELDON SHANK - ALUMINIUM



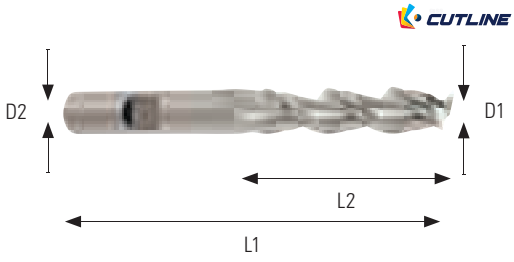

D 1 Ø Nominal	D2 Ø of shank	L1 L. Overall	L2 L. Cutting	Chamfer	Ref.
6	6	68	24	0.1	855658
8	8	88	38	0.1	855660
10	10	95	45	0.1	855662
12	12	110	53	0.1	855664
14	14	110	53	0.1	855666
16	16	123	63	0.1	855668
18	18	123	63	0.1	855670
20	20	141	75	0.1	855672

2 FLUTE CARBIDE END MILL - STANDARD SERIES - ALUMINIUM - ZIRKO COATED

Material	Vc (m/min)	ap (mm)	ae (mm)	fz (mm)				
Rough boring				**Ø 2 to Ø 3**	**Ø 4 to Ø 5**	**Ø 6 to Ø 8**	**Ø 10 to Ø 12**	**Ø 16 to Ø 20**
Steel <500 N/mm² (<150 HB)								
Steel <700 N/mm² (<205 HB)								
Steel <850 N/mm² (<265 HB)								
Steel <1000 N/mm² (<30 HRC)								
Steel <1400 N/mm² (<44 HRC)								
Steel <1400 to 2000 N/mm² (44 / 45 HRC)								
Steel >2000 N/mm² (55 / 60 HRC)								
Steel (60 / 65 HRC)								
Stainless steel <700 N/mm² (<205 HB)								
Stainless steel >700 N/mm² (>205 HB)								
Cast iron<180HB								
Malleable cast iron >180HB								
Cast iron with graphite >180HB								
Aluminium	**358**	1xd.	0,5xd.	0,01	0,02	0,02	0,04	0,06
Aluminium >8% Si	**233**	1xd.	0,5xd.	0,01	0,02	0,02	0,04	0,06
Copper - Bronze - Brass	**134**	1xd.	0,5xd.	0,01	0,02	0,02	0,04	0,06
TITANIUM								
Inconel, Hastelloy, Nimonic, Monel								

Material	Vc (m/min)	ap (mm)	ae (mm)	fz (mm)				
FINISHING				**Ø 2 to Ø 3**	**Ø 4 to Ø 5**	**Ø 6 to Ø 8**	**Ø 10 to Ø 12**	**Ø 16 to Ø 20**
Steel <500 N/mm² (<150 HB)								
Steel <700 N/mm² (<205 HB)								
Steel <850 N/mm² (<265 HB)								
Steel <1000 N/mm² (<30 HRC)								
Steel <1400 N/mm² (<44 HRC)								
Steel <1400 to 2000 N/mm² (44 / 45 HRC)								
Steel >2000 N/mm² (55 / 60 HRC)								
Steel (60 / 65 HRC)								
Stainless steel <700 N/mm² (<205 HB)								
Stainless steel >700 N/mm² (>205 HB)								
Cast iron<180HB								
Malleable cast iron >180HB								
Cast iron with graphite >180HB								
Aluminium	**800**	1xd.	0,1xd.	0,02	0,03	0,04	0,06	0,09
Aluminium >8% Si	**520**	1xd.	0,1xd.	0,02	0,03	0,04	0,06	0,09
Copper - Bronze - Brass	**300**	1xd.	0,1xd.	0,02	0,03	0,04	0,06	0,09
TITANIUM								
Inconel, Hastelloy, Nimonic, Monel								

2 FLUTE CARBIDE END MILL - STANDARD SERIES - STRAIGHT SHANK - ALUMINIUM - ZIRKO COATED



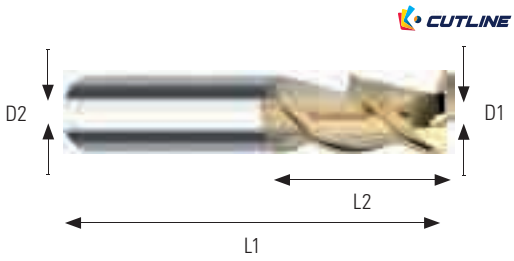

D 1 Ø Nominal	D2 Ø of shank	L1 L. Overall	L2 L. Cutting	Chamfer	Ref.
2	6	57	8	0.05	862861
3	6	57	8	0.1	862862
4	6	57	11	0.1	862863
5	6	57	13	0.1	862864
6	6	57	13	0.1	862865
8	8	63	19	0.1	862866
10	10	72	22	0.1	862867
12	12	83	26	0.1	862868
16	16	92	32	0.1	862869
20	20	104	38	0.1	862870

2 FLUTE CARBIDE END MILL - STANDARD SERIES - WELDON SHANK - ALUMINIUM - ZIRKO COATED





D 1 Ø Nominal	D2 Ø of shank	L1 L. Overall	L2 L. Cutting	Chamfer	Ref.
2	6	57	8	0.05	862872
3	6	57	8	0.1	862873
4	6	57	11	0.1	862874
5	6	57	13	0.1	862875
6	6	57	13	0.1	862876
8	8	63	19	0.1	862877
10	10	72	22	0.1	862878
12	12	83	26	0.1	862879
16	16	92	32	0.1	862880
20	20	104	38	0.1	862881

3 FLUTE CARBIDE END MILL - STANDARD SERIES - ALUMINIUM

Material	Vc (m/min)	ap (mm)	ae (mm)	fz (mm)				
Rough boring				**Ø 2 to Ø 3**	**Ø 4 to Ø 5**	**Ø 6 to Ø 8**	**Ø 10 to Ø 12**	**Ø 16 to Ø 20**
Steel <500 N/mm² (<150 HB)								
Steel <700 N/mm² (<205 HB)								
Steel <850 N/mm² (<265 HB)								
Steel <1000 N/mm² (<30 HRC)								
Steel <1400 N/mm² (<44 HRC)								
Steel <1400 to 2000 N/mm² (44 / 45 HRC)								
Steel >2000 N/mm² (55 / 60 HRC)								
Steel (60 / 65 HRC)								
Stainless steel <700 N/mm² (<205 HB)								
Stainless steel >700 N/mm² (>205 HB)								
Cast iron<180HB								
Malleable cast iron >180HB								
Cast iron with graphite >180HB								
Aluminium	**190**	1xd.	0,5xd.	0,02	0,02	0,05	0,06	0,08
Aluminium >8% Si	**130**	1xd.	0,5xd.	0,02	0,02	0,05	0,06	0,08
Copper - Bronze - Brass								
TITANIUM								
Inconel, Hastelloy, Nimonic, Monel								

Material	Vc (m/min)	ap (mm)	ae (mm)	fz (mm)				
FINISHING				**Ø 2 to Ø 3**	**Ø 4 to Ø 5**	**Ø 6 to Ø 8**	**Ø 10 to Ø 12**	**Ø 16 to Ø 20**
Steel <500 N/mm² (<150 HB)								
Steel <700 N/mm² (<205 HB)								
Steel <850 N/mm² (<265 HB)								
Steel <1000 N/mm² (<30 HRC)								
Steel <1400 N/mm² (<44 HRC)								
Steel <1400 to 2000 N/mm² (44 / 45 HRC)								
Steel >2000 N/mm² (55 / 60 HRC)								
Steel (60 / 65 HRC)								
Stainless steel <700 N/mm² (<205 HB)								
Stainless steel >700 N/mm² (>205 HB)								
Cast iron<180HB								
Malleable cast iron >180HB								
Cast iron with graphite >180HB								
Aluminium	**255**	1xd.	0,3xd.	0,02	0,03	0,05	0,07	0,09
Aluminium >8% Si	**170**	1xd.	0,3xd.	0,02	0,03	0,05	0,07	0,09
Copper - Bronze - Brass								
TITANIUM								
Inconel, Hastelloy, Nimonic, Monel								

3 FLUTE CARBIDE END MILL - STANDARD SERIES - STRAIGHT SHANK - ALUMINIUM





D 1 Ø Nominal	D2 Ø of shank	L1 L. Overall	L2 L. Cutting	Ref.
2	6	57	8	843474
3	6	57	8	843397
4	6	57	11	843399
5	6	57	13	843401
6	6	57	13	843403
8	8	63	21	843405
10	10	72	22	843407
12	12	83	26	843409
14	14	83	26	843411
16	16	92	36	843413
18	18	92	36	843415
20	20	104	41	843417

3 FLUTE CARBIDE END MILL - STANDARD SERIES - WELDON SHANK - ALUMINIUM





D 1 Ø Nominal	D2 Ø of shank	L1 L. Overall	L2 L. Cutting	Ref.
2	6	57	8	855674
3	6	57	8	855675
4	6	57	11	855677
5	6	57	13	855679
6	6	57	13	855681
8	8	63	21	855683
10	10	72	22	855685
12	12	83	26	855687
14	14	83	26	855689
16	16	92	36	855691
18	18	92	36	855693
20	20	104	41	855695

3 FLUTE CARBIDE END MILL - LONG SERIES - ALUMINIUM

Material	Vc (m/min)	ap (mm)	ae (mm)	fz (mm)				
Rough boring				Ø 3 to Ø 4	Ø 5 to Ø 6	Ø 8 to Ø 10	Ø 12 to Ø 16	Ø 18 to Ø 20
Steel <500 N/mm² (<150 HB)								
Steel <700 N/mm² (<205 HB)								
Steel <850 N/mm² (<265 HB)								
Steel <1000 N/mm² (<30 HRC)								
Steel <1400 N/mm² (<44 HRC)								
Steel <1400 to 2000 N/mm² (44 / 45 HRC)								
Steel >2000 N/mm² (55 / 60 HRC)								
Steel (60 / 65 HRC)								
Stainless steel <700 N/mm² (<205 HB)								
Stainless steel >700 N/mm² (>205 HB)								
Cast iron<180HB								
Malleable cast iron >180HB								
Cast iron with graphite >180HB								
Aluminium	170	1xd.	0,5xd.	0,02	0,02	0,05	0,06	0,08
Aluminium >8% Si	110	1xd.	0,5xd.	0,02	0,02	0,05	0,06	0,08
Copper - Bronze - Brass								
TITANIUM								
Inconel, Hastelloy, Nimonic, Monel								

Material	Vc (m/min)	ap (mm)	ae (mm)	fz (mm)				
FINISHING				Ø 2 to Ø 3	Ø 4 to Ø 5	Ø 6 to Ø 8	Ø 10 to Ø 12	Ø 16 to Ø 20
Steel <500 N/mm² (<150 HB)								
Steel <700 N/mm² (<205 HB)								
Steel <850 N/mm² (<265 HB)								
Steel <1000 N/mm² (<30 HRC)								
Steel <1400 N/mm² (<44 HRC)								
Steel <1400 to 2000 N/mm² (44 / 45 HRC)								
Steel >2000 N/mm² (55 / 60 HRC)								
Steel (60 / 65 HRC)								
Stainless steel <700 N/mm² (<205 HB)								
Stainless steel >700 N/mm² (>205 HB)								
Cast iron<180HB								
Malleable cast iron >180HB								
Cast iron with graphite >180HB								
Aluminium	600	1xd.	0,1xd.	0,02	0,03	0,04	0,06	0,09
Aluminium >8% Si	400	1xd.	0,1xd.	0,02	0,03	0,04	0,06	0,09
Copper - Bronze - Brass	220	1xd.	0,1xd.	0,02	0,03	0,04	0,06	0,09
TITANIUM								
Inconel, Hastelloy, Nimonic, Monel								

3 FLUTE CARBIDE END MILL - LONG SERIES - STRAIGHT SHANK - ALUMINIUM





D 1 Ø Nominal	D2 Ø of shank	L1 L. Overall	L2 L. Cutting	Ref.
3	6	59	15	843398
4	6	63	19	843400
5	6	68	24	843402
6	6	68	24	843404
8	8	88	38	843406
10	10	95	45	843408
12	12	110	53	843410
14	14	110	53	843412
16	16	123	63	843414
18	18	123	63	843416
20	20	141	75	843418

3 FLUTE CARBIDE END MILL - LONG SERIES - WELDON SHANK - ALUMINIUM





D 1 Ø Nominal	D2 Ø of shank	L1 L. Overall	L2 L. Cutting	Ref.
3	6	59	15	855676
4	6	63	19	855678
5	6	68	24	855680
6	6	68	24	855682
8	8	88	38	855684
10	10	95	45	855686
12	12	110	53	855688
14	14	110	53	855690
16	16	123	63	855692
18	18	123	63	855694
20	20	141	75	855696

3 FLUTE CARBIDE END MILL - STANDARD SERIES - ALUMINIUM - ZIRKO COATED

Material	Vc (m/min)	ap (mm)	ae (mm)	fz (mm)				
Rough boring				Ø 3 to Ø 4	Ø 5 to Ø 6	Ø 8 to Ø 10	Ø 12 to Ø 16	Ø 18 to Ø 20
Steel <500 N/mm² (<150 HB)								
Steel <700 N/mm² (<205 HB)								
Steel <850 N/mm² (<265 HB)								
Steel <1000 N/mm² (<30 HRC)								
Steel <1400 N/mm² (<44 HRC)								
Steel <1400 to 2000 N/mm² (44 / 45 HRC)								
Steel >2000 N/mm² (55 / 60 HRC)								
Steel (60 / 65 HRC)								
Stainless steel <700 N/mm² (<205 HB)								
Stainless steel >700 N/mm² (>205 HB)								
Cast iron<180HB								
Malleable cast iron >180HB								
Cast iron with graphite >180HB								
Aluminium	300	1xd.	0,3xd.	0,02	0,03	0,05	0,07	0,09
Aluminium >8% Si	200	1xd.	0,3xd.	0,02	0,03	0,05	0,07	0,09
Copper - Bronze - Brass								
TITANIUM								
Inconel, Hastelloy, Nimonic, Monel								

Material	Vc (m/min)	ap (mm)	ae (mm)	fz (mm)				
FINISHING				Ø 3 to Ø 4	Ø 5 to Ø 6	Ø 8 to Ø 10	Ø 12 to Ø 16	Ø 18 to Ø 20
Steel <500 N/mm² (<150 HB)								
Steel <700 N/mm² (<205 HB)								
Steel <850 N/mm² (<265 HB)								
Steel <1000 N/mm² (<30 HRC)								
Steel <1400 N/mm² (<44 HRC)								
Steel <1400 to 2000 N/mm² (44 / 45 HRC)								
Steel >2000 N/mm² (55 / 60 HRC)								
Steel (60 / 65 HRC)								
Stainless steel <700 N/mm² (<205 HB)								
Stainless steel >700 N/mm² (>205 HB)								
Cast iron<180HB								
Malleable cast iron >180HB								
Cast iron with graphite >180HB								
Aluminium	230	1xd.	0,3xd.	0,02	0,03	0,05	0,07	0,09
Aluminium >8% Si	150	1xd.	0,3xd.	0,02	0,03	0,05	0,07	0,09
Copper - Bronze - Brass								
TITANIUM								
Inconel, Hastelloy, Nimonic, Monel								

3 FLUTE CARBIDE END MILL - STANDARD SERIES - STRAIGHT SHANK - ALUMINIUM - ZIRKO COATED



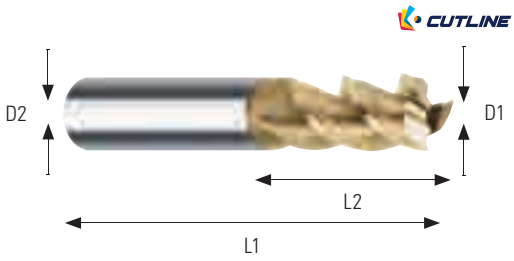

D 1 Ø Nominal	D2 Ø of shank	L1 L. Overall	L2 L. Cutting	Ref.
3	6	38	12	862883
4	6	54	12	862884
5	6	54	15	862885
6	6	57	16	862886
8	8	64	22	862887
10	10	73	25	862888
12	12	84	28	862889
16	16	93	35	862890
20	20	104	40	862891
25	25	121	45	862892

3 FLUTE CARBIDE END MILL - STANDARD SERIES - WELDON SHANK - ALUMINIUM - ZIRKO COATED



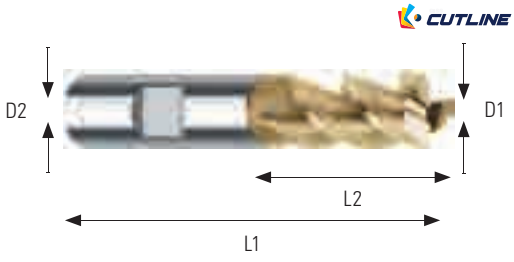

D 1 Ø Nominal	D2 Ø of shank	L1 L. Overall	L2 L. Cutting	Ref.
3	6	38	12	862894
4	6	54	12	862895
5	6	54	15	862896
6	6	57	16	862897
8	8	64	22	862898
10	10	73	25	862899
12	12	84	28	862900
16	16	93	35	862901
20	20	104	40	862902
25	25	121	45	862903

4 VARI FLUTE CARBIDE END MILL - SHORT SERIES - OZDY COATED

Material	Vc (m/min)	ap (mm)	ae (mm)	fz (mm)							
Rough boring				Ø 3	Ø 4	Ø 5	Ø 6	Ø 8	Ø 10	Ø 12	Ø 16
Steel <500 N/mm² (<150 HB)	163	1xd.	1xd.	0,01	0,02	0,03	0,03	0,04	0,06	0,06	0,08
Steel <700 N/mm² (<205 HB)	148	1xd.	1xd.	0,01	0,02	0,03	0,03	0,04	0,06	0,06	0,08
Steel <850 N/mm² (<265 HB)	124	1xd.	1xd.	0,01	0,02	0,03	0,03	0,04	0,06	0,06	0,08
Steel <1000 N/mm² (<30 HRC)	99	1xd.	1xd.	0,01	0,01	0,02	0,02	0,03	0,04	0,04	0,06
Steel <1400 N/mm² (<44 HRC)	64	1xd.	1xd.	0,01	0,01	0,02	0,02	0,03	0,04	0,04	0,06
Steel <1400 to 2000 N/mm² (44 / 45 HRC)											
Steel >2000 N/mm² (55 / 60 HRC)											
Steel (60 / 65 HRC)											
Stainless steel <700 N/mm² (<205 HB)	69	1xd.	1xd.	0,01	0,01	0,02	0,02	0,03	0,04	0,04	0,06
Stainless steel >700 N/mm² (>205 HB)	39	1xd.	1xd.	0,01	0,01	0,02	0,02	0,03	0,04	0,04	0,06
Cast iron<180HB	134	1xd.	1xd.	0,01	0,02	0,03	0,03	0,04	0,06	0,06	0,08
Malleable cast iron >180HB	99	1xd.	1xd.	0,01	0,02	0,03	0,03	0,04	0,06	0,06	0,08
Cast iron with graphite >180HB	99	1xd.	1xd.	0,01	0,02	0,03	0,03	0,04	0,06	0,06	0,08
Aluminium											
Aluminium >8% Si											
Copper - Bronze - Brass											
TITANIUM											
Inconel, Hastelloy, Nimonic, Monel											

Material	Vc (m/min)	ap (mm)	ae (mm)	fz (mm)							
FINISHING				Ø 3	Ø 4	Ø 5	Ø 6	Ø 8	Ø 10	Ø 12	Ø 16
Steel <500 N/mm² (<150 HB)	230	1xd.	0,5xd.	0,01	0,02	0,04	0,04	0,05	0,08	0,08	0,10
Steel <700 N/mm² (<205 HB)	210	1xd.	0,5xd.	0,01	0,02	0,04	0,04	0,05	0,08	0,08	0,10
Steel <850 N/mm² (<265 HB)	175	1xd.	0,5xd.	0,01	0,02	0,04	0,04	0,05	0,08	0,08	0,10
Steel <1000 N/mm² (<30 HRC)	140	1xd.	0,5xd.	0,01	0,02	0,03	0,03	0,03	0,05	0,05	0,07
Steel <1400 N/mm² (<44 HRC)	90	1xd.	0,5xd.	0,01	0,02	0,03	0,03	0,03	0,05	0,05	0,07
Steel <1400 to 2000 N/mm² (44 / 45 HRC)											
Steel >2000 N/mm² (55 / 60 HRC)											
Steel (60 / 65 HRC)											
Stainless steel <700 N/mm² (<205 HB)	97	1xd.	0,5xd.	0,01	0,02	0,03	0,03	0,03	0,05	0,05	0,07
Stainless steel >700 N/mm² (>205 HB)	55	1xd.	0,5xd.	0,01	0,02	0,03	0,03	0,03	0,05	0,05	0,07
Cast iron<180HB	190	1xd.	0,5xd.	0,01	0,02	0,04	0,04	0,05	0,08	0,08	0,10
Malleable cast iron >180HB	140	1xd.	0,5xd.	0,01	0,02	0,04	0,04	0,05	0,08	0,08	0,10
Cast iron with graphite >180HB	140	1xd.	0,5xd.	0,01	0,02	0,04	0,04	0,05	0,08	0,08	0,10
Aluminium											
Aluminium >8% Si											
Copper - Bronze - Brass											
TITANIUM											
Inconel, Hastelloy, Nimonic, Monel											

4 VARI FLUTE CARBIDE END MILL - SHORT SERIES - STRAIGHT SHANK - OZDY COATED





D 1 Ø Nominal	D2 Ø of shank	L1 L. Overall	L2 L. Cutting	Chamfer	Ref.
3	6	54	6	0.1	862905
4	6	54	8	0.13	862906
5	6	54	9	0.18	862907
6	6	54	10	0.2	862908
8	8	58	12	0.2	862909
10	10	66	14	0.3	862910
12	12	73	16	0.3	862911
16	16	82	22	0.4	862912

4 VARI FLUTE CARBIDE END MILL - SHORT SERIES - WELDON SHANK - OZDY COATED





D 1 Ø Nominal	D2 Ø of shank	L1 L. Overall	L2 L. Cutting	Chamfer	Ref.
3	6	54	6	0.1	862914
4	6	54	8	0.13	862915
5	6	54	9	0.18	862916
6	6	54	10	0.2	862917
8	8	58	12	0.2	862918
10	10	66	14	0.3	862919
12	12	73	16	0.3	862920
16	16	82	22	0.4	862921

4 VARI FLUTE CARBIDE END MILL - STANDARD SERIES - OZDY COATED

Material	Vc (m/min)	ap (mm)	ae (mm)	fz (mm)							
Rough boring				Ø 3	Ø 4	Ø 5	Ø 6	Ø 8	Ø10	Ø12	Ø16
Steel <500 N/mm² (<150 HB)	159	1xd.	1xd.	0,01	0,02	0,03	0,03	0,04	0,06	0,06	0,08
Steel <700 N/mm² (<205 HB)	145	1xd.	1xd.	0,01	0,02	0,03	0,03	0,04	0,06	0,06	0,08
Steel <850 N/mm² (<265 HB)	120	1xd.	1xd.	0,01	0,02	0,03	0,03	0,04	0,06	0,06	0,08
Steel <1000 N/mm² (<30 HRC)	95	1xd.	1xd.	0,01	0,01	0,02	0,02	0,03	0,04	0,04	0,06
Steel <1400 N/mm² (<44 HRC)	60	1xd.	1xd.	0,01	0,01	0,02	0,02	0,03	0,04	0,04	0,06
Steel <1400 to 2000 N/mm² (44 / 45 HRC)											
Steel >2000 N/mm² (55 / 60 HRC)											
Steel (60 / 65 HRC)											
Stainless steel <700 N/mm² (<205 HB)	68	1xd.	1xd.	0,01	0,01	0,02	0,02	0,03	0,04	0,04	0,06
Stainless steel >700 N/mm² (>205 HB)	38	1xd.	1xd.	0,01	0,01	0,02	0,02	0,03	0,04	0,04	0,06
Cast iron<180HB	131	1xd.	1xd.	0,01	0,02	0,03	0,03	0,04	0,06	0,06	0,08
Malleable cast iron >180HB	95	1xd.	1xd.	0,01	0,02	0,03	0,03	0,04	0,06	0,06	0,08
Cast iron with graphite >180HB	95	1xd.	1xd.	0,01	0,02	0,03	0,03	0,04	0,06	0,06	0,08
Aluminium											
Aluminium >8% Si											
Copper - Bronze - Brass											
TITANIUM											
Inconel, Hastelloy, Nimonic, Monel											

Material	Vc (m/min)	ap (mm)	ae (mm)	fz (mm)							
FINISHING				Ø 3	Ø 4	Ø 5	Ø 6	Ø 8	Ø10	Ø12	Ø16
Steel <500 N/mm² (<150 HB)	225	1xd.	0,5xd.	0,01	0,02	0,04	0,04	0,05	0,08	0,08	0,10
Steel <700 N/mm² (<205 HB)	205	1xd.	0,5xd.	0,01	0,02	0,04	0,04	0,05	0,08	0,08	0,10
Steel <850 N/mm² (<265 HB)	170	1xd.	0,5xd.	0,01	0,02	0,04	0,04	0,05	0,08	0,08	0,10
Steel <1000 N/mm² (<30 HRC)	135	1xd.	0,5xd.	0,01	0,02	0,03	0,03	0,03	0,05	0,05	0,07
Steel <1400 N/mm² (<44 HRC)	85	1xd.	0,5xd.	0,01	0,02	0,03	0,03	0,03	0,05	0,05	0,07
Steel <1400 to 2000 N/mm² (44 / 45 HRC)											
Steel >2000 N/mm² (55 / 60 HRC)											
Steel (60 / 65 HRC)											
Stainless steel <700 N/mm² (<205 HB)	96	1xd.	0,5xd.	0,01	0,02	0,03	0,03	0,03	0,05	0,05	0,07
Stainless steel >700 N/mm² (>205 HB)	54	1xd.	0,5xd.	0,01	0,02	0,03	0,03	0,03	0,05	0,05	0,07
Cast iron<180HB	185	1xd.	0,5xd.	0,01	0,02	0,04	0,04	0,05	0,08	0,08	0,10
Malleable cast iron >180HB	135	1xd.	0,5xd.	0,01	0,02	0,04	0,04	0,05	0,08	0,08	0,10
Cast iron with graphite >180HB	135	1xd.	0,5xd.	0,01	0,02	0,04	0,04	0,05	0,08	0,08	0,10
Aluminium											
Aluminium >8% Si											
Copper - Bronze - Brass											
TITANIUM											
Inconel, Hastelloy, Nimonic, Monel											

4 VARI FLUTE END MILL - STANDARD SERIES - STRAIGHT SHANK - OZDY COATED





D 1 Ø Nominal	D2 Ø of shank	L1 L. Overall	L2 L. Cutting	Chamfer	Ref.
3	6	57	8	0.13	862923
4	6	57	11	0.13	862924
5	6	57	13	0.18	862925
6	6	57	13	0.2	862926
8	8	63	19	0.2	862927
10	10	72	22	0.3	862928
12	12	83	26	0.3	862929
16	16	92	32	0.4	862930

4 VARI FLUTE CARBIDE END MILL - STANDARD SERIES - WELDON SHANK - OZDY COATED





D 1 Ø Nominal	D2 Ø of shank	L1 L. Overall	L2 L. Cutting	Chamfer	Ref.
3	6	57	8	0.13	862932
4	6	57	11	0.13	862933
5	6	57	13	0.18	862934
6	6	57	13	0.2	862935
8	8	63	19	0.2	862936
10	10	72	22	0.3	862937
12	12	83	26	0.3	862938
16	16	92	32	0.4	862939

4 VARI FLUTE CARBIDE END MILL - STANDARD SERIES - THROUGHT COOLANT - OZDY COATED

Material	Vc (m/min)	ap (mm)	ae (mm)	fz (mm)				
Rough boring				**Ø 6**	**Ø 8**	**Ø 10**	**Ø 12**	**Ø 16**
Steel <500 N/mm² (<150 HB)	139	1xd.	1xd.	0,03	0,04	0,06	0,06	0,08
Steel <700 N/mm² (<205 HB)	132	1xd.	1xd.	0,03	0,04	0,06	0,06	0,08
Steel <850 N/mm² (<265 HB)	125	1xd.	1xd.	0,03	0,04	0,06	0,06	0,08
Steel <1000 N/mm² (<30 HRC)	103	1xd.	1xd.	0,02	0,03	0,04	0,04	0,06
Steel <1400 N/mm² (<44 HRC)	76	1xd.	1xd.	0,02	0,03	0,04	0,04	0,06
Steel <1400 to 2000 N/mm² (44 / 45 HRC)								
Steel >2000 N/mm² (55 / 60 HRC)								
Steel (60 / 65 HRC)								
Stainless steel <700 N/mm² (<205 HB)	85	1xd.	1xd.	0,02	0,03	0,04	0,04	0,06
Stainless steel >700 N/mm² (>205 HB)	49	1xd.	1xd.	0,02	0,03	0,04	0,04	0,06
Cast iron<180HB	134	1xd.	1xd.	0,03	0,04	0,06	0,06	0,08
Malleable cast iron >180HB	99	1xd.	1xd.	0,03	0,04	0,06	0,06	0,08
Cast iron with graphite >180HB	99	1xd.	1xd.	0,03	0,04	0,06	0,06	0,08
Aluminium								
Aluminium >8% Si								
Copper - Bronze - Brass								
TITANIUM								
Inconel, Hastelloy, Nimonic, Monel								

Material	Vc (m/min)	ap (mm)	ae (mm)	fz (mm)				
FINISHING				**Ø 6**	**Ø 8**	**Ø 10**	**Ø 12**	**Ø 16**
Steel <500 N/mm² (<150 HB)	197	1xd.	0,5xd.	0,04	0,05	0,08	0,08	0,10
Steel <700 N/mm² (<205 HB)	187	1xd.	0,5xd.	0,04	0,05	0,08	0,08	0,10
Steel <850 N/mm² (<265 HB)	177	1xd.	0,5xd.	0,04	0,05	0,08	0,08	0,10
Steel <1000 N/mm² (<30 HRC)	145	1xd.	0,5xd.	0,03	0,03	0,05	0,05	0,07
Steel <1400 N/mm² (<44 HRC)	107	1xd.	0,5xd.	0,03	0,03	0,05	0,05	0,07
Steel <1400 to 2000 N/mm² (44 / 45 HRC)								
Steel >2000 N/mm² (55 / 60 HRC)								
Steel (60 / 65 HRC)								
Stainless steel <700 N/mm² (<205 HB)	120	1xd.	0,5xd.	0,03	0,03	0,05	0,05	0,07
Stainless steel >700 N/mm² (>205 HB)	70	1xd.	0,5xd.	0,03	0,03	0,05	0,05	0,07
Cast iron<180HB	190	1xd.	0,5xd.	0,04	0,05	0,08	0,08	0,10
Malleable cast iron >180HB	140	1xd.	0,5xd.	0,04	0,05	0,08	0,08	0,10
Cast iron with graphite >180HB	140	1xd.	0,5xd.	0,04	0,05	0,08	0,08	0,10
Aluminium								
Aluminium >8% Si								
Copper - Bronze - Brass								
TITANIUM								
Inconel, Hastelloy, Nimonic, Monel								

4 VARI FLUTE CARBIDE END MILL - STANDARD SERIES - STRAIGHT SHANK - THROUGH COOLANT- OZDY COATED





D 1 Ø Nominal	D2 Ø of shank	L1 L. Overall	L2 L. Cutting	Chamfer	Ref.
6	6	57	13	0.2	862941
8	8	63	19	0.2	862942
10	10	72	22	0.3	862943
12	12	83	26	0.3	862944
16	16	92	32	0.4	862945

4 VARI FLUTE CARBIDE END MILL - STANDARD SERIES - WELDON SHANK - THROUGH COOLANT- OZDY COATED





D 1 Ø Nominal	D2 Ø of shank	L1 L. Overall	L2 L. Cutting	Chamfer	Ref.
6	6	57	13	0.2	862947
8	8	63	19	0.2	862948
10	10	72	22	0.3	862949
12	12	83	26	0.3	862950
16	16	92	32	0.4	862951

4 VARI FLUTE CARBIDE END MILL - SPECIAL ALLOYS - LONG REACH - OZMX COATED

Material	Vc (m/min)	ap (mm)	ae (mm)	fz (mm)							
Rough boring				**Ø 4**	**Ø 6**	**Ø 8**	**Ø 10**	**Ø 12**	**Ø 16**	**Ø 18**	**Ø 20**
Steel <500 N/mm² (<150 HB)											
Steel <700 N/mm² (<205 HB)											
Steel <850 N/mm² (<265 HB)											
Steel <1000 N/mm² (<30 HRC)											
Steel <1400 N/mm² (<44 HRC)											
Steel <1400 to 2000 N/mm² (44 / 45 HRC)											
Steel >2000 N/mm² (55 / 60 HRC)											
Steel (60 / 65 HRC)											
Stainless steel <700 N/mm² (<205 HB)											
Stainless steel >700 N/mm² (>205 HB)											
Cast iron<180HB											
Malleable cast iron >180HB											
Cast iron with graphite >180HB											
Aluminium											
Aluminium >8% Si											
Copper - Bronze - Brass											
TITANIUM	**35**	1xd.	1xd.	0,01	0,01	0,02	0,03	0,03	0,04	0,06	0,06
Inconel, Hastelloy, Nimonic, Monel	**25**	1xd.	1xd.	0,01	0,01	0,02	0,03	0,03	0,04	0,06	0,06

Material	Vc (m/min)	ap (mm)	ae (mm)	fz (mm)							
FINISHING				**Ø 4**	**Ø 6**	**Ø 8**	**Ø 10**	**Ø 12**	**Ø 16**	**Ø 18**	**Ø 20**
Steel <500 N/mm² (<150 HB)											
Steel <700 N/mm² (<205 HB)											
Steel <850 N/mm² (<265 HB)											
Steel <1000 N/mm² (<30 HRC)											
Steel <1400 N/mm² (<44 HRC)											
Steel <1400 to 2000 N/mm² (44 / 45 HRC)											
Steel >2000 N/mm² (55 / 60 HRC)											
Steel (60 / 65 HRC)											
Stainless steel <700 N/mm² (<205 HB)											
Stainless steel >700 N/mm² (>205 HB)											
Cast iron<180HB											
Malleable cast iron >180HB											
Cast iron with graphite >180HB											
Aluminium											
Aluminium >8% Si											
Copper - Bronze - Brass											
TITANIUM	**50**	1xd.	0,5xd.	0,01	0,02	0,03	0,03	0,03	0.05	0.07	0.07
Inconel, Hastelloy, Nimonic, Monel	**35**	1xd.	0,5xd.	0,01	0,02	0,03	0,03	0,03	0.05	0.07	0.07

4 VARI FLUTE CARBIDE END MILL - SPECIAL ALLOYS - STRAIGHT LONG REACH - OZMX COATED

Ti Ni HA 35/38°



D 1 Ø Nominal	D2 Ø of shank	L1 L. Overall	L2 L. Cutting	Ref.
4	6	57	11	832285
6	6	57	13	832287
8	8	64	21	832288
10	10	73	22	832289
12	12	84	26	832290
14	14	93	26	832291
16	16	93	36	832292
18	18	93	36	832293
20	20	104	41	832294

4 VARI FLUTE CARBIDE END MILL - SPECIAL ALLOYS - WELDON LONG REACH - OZMX COATED

Ti Ni HB 35/38°



D 1 Ø Nominal	D2 Ø of shank	L1 L. Overall	L2 L. Cutting	Ref.
4	6	57	11	855711
6	6	57	13	855712
8	8	64	21	855713
10	10	73	22	855714
12	12	84	26	855715
14	14	93	26	855716
16	16	93	36	855717
18	18	93	36	855718
20	20	104	41	855719

4 VARI FLUTE CARBIDE END MILL - SPECIAL AERO - CORNER RADIUS - OZMX COATED

Material	Vc (m/min)	ap (mm)	ae (mm)	fz (mm)							
Rough boring				Ø 4	Ø 6	Ø 8	Ø 10	Ø 12	Ø 16	Ø 18	Ø 20
Steel <500 N/mm² (<150 HB)											
Steel <700 N/mm² (<205 HB)											
Steel <850 N/mm² (<265 HB)											
Steel <1000 N/mm² (<30 HRC)											
Steel <1400 N/mm² (<44 HRC)											
Steel <1400 to 2000 N/mm² (44 / 45 HRC)											
Steel >2000 N/mm² (55 / 60 HRC)											
Steel (60 / 65 HRC)											
Stainless steel <700 N/mm² (<205 HB)											
Stainless steel >700 N/mm² (>205 HB)											
Cast iron<180HB											
Malleable cast iron >180HB											
Cast iron with graphite >180HB											
Aluminium											
Aluminium >8% Si											
Copper - Bronze - Brass											
TITANIUM	35	1xd.	1xd.	0,01	0,01	0,02	0,03	0,03	0,04	0,06	0,06
Inconel, Hastelloy, Nimonic, Monel	25	1xd.	1xd.	0,01	0,01	0,02	0,03	0,03	0,04	0,06	0,06

Material	Vc (m/min)	ap (mm)	ae (mm)	fz (mm)							
FINISHING				Ø 4	Ø 6	Ø 8	Ø 10	Ø 12	Ø 16	Ø 18	Ø 20
Steel <500 N/mm² (<150 HB)											
Steel <700 N/mm² (<205 HB)											
Steel <850 N/mm² (<265 HB)											
Steel <1000 N/mm² (<30 HRC)											
Steel <1400 N/mm² (<44 HRC)											
Steel <1400 to 2000 N/mm² (44 / 45 HRC)											
Steel >2000 N/mm² (55 / 60 HRC)											
Steel (60 / 65 HRC)											
Stainless steel <700 N/mm² (<205 HB)											
Stainless steel >700 N/mm² (>205 HB)											
Cast iron<180HB											
Malleable cast iron >180HB											
Cast iron with graphite >180HB											
Aluminium											
Aluminium >8% Si											
Copper - Bronze - Brass											
TITANIUM	50	1xd.	0,5xd.	0,01	0,02	0,03	0,03	0,03	0.05	0.07	0.07
Inconel, Hastelloy, Nimonic, Monel	35	1xd.	0,5xd.	0,01	0,02	0,03	0,03	0,03	0.05	0.07	0.07

4 VARI CARBIDE FLUTE END MILL - SPECIAL AERO - STRAIGHT SHANK - CORNER RADIUS - OZMX COATED

Ti Ni HA 35/38°



D 1 Ø Nominal	D2 Ø of shank	L1 L. Overall	L2 L. Cutting	Radius	Ref.
4	6	57	11	0.5	832296
6	6	57	13	0.5	832297
6	6	57	13	1	832298
8	8	64	21	0.5	832299
8	8	64	21	1	832300
10	10	73	22	0.5	832301
10	10	73	22	1	833138
10	10	73	22	2	833139
12	12	84	26	0.5	832302
12	12	84	26	1	833140
12	12	84	26	2	833141
12	12	84	26	4	833142
14	14	84	26	1	832303
14	14	84	26	2	833143
14	14	84	26	4	833144
16	16	93	36	1	832304
16	16	93	36	2	833145
16	16	93	36	4	833146
18	18	93	36	1	832305
18	18	93	36	2	833147
18	18	93	36	4	833148
20	20	104	41	2	832306
20	20	104	41	4	833149

4 VARI CARBIDE FLUTE END MILL - SPECIAL AERO - WELDON SHANK - CORNER RADIUS - OZMX COATED

Ti Ni HB 35/38°



D 1 Ø Nominal	D2 Ø of shank	L1 L. Overall	L2 L. Cutting	Radius	Ref.
4	6	57	11	0.5	855721
6	6	57	13	0.5	855722
6	6	57	13	1	855723
8	8	64	21	0.5	855724
8	8	64	21	1	855725
10	10	73	22	0.5	855726
10	10	73	22	1	855727
10	10	73	22	2	855728
12	12	84	26	0.5	855729
12	12	84	26	1	855730
12	12	84	26	2	855731
12	12	84	26	4	855732
14	14	84	26	1	855733
14	14	84	26	2	855734
14	14	84	26	4	855735
16	16	93	36	1	855736
16	16	93	36	2	855737
16	16	93	36	4	855738
18	18	93	36	1	855739
18	18	93	36	2	855740
18	18	93	36	4	855741
20	20	104	41	2	855742
20	20	104	41	4	855743

5 VARI FLUTE CARBIDE END MILL - STANDARD SERIES - SPECIAL ALLOYS - OZMX COATED

Material	Vc (m/min)	ap (mm)	ae (mm)	fz (mm)							
Rough boring				**Ø 4**	**Ø 6**	**Ø 8**	**Ø 10**	**Ø 12**	**Ø 16**	**Ø 18**	**Ø 20**
Steel <500 N/mm² (<150 HB)											
Steel <700 N/mm² (<205 HB)											
Steel <850 N/mm² (<265 HB)											
Steel <1000 N/mm² (<30 HRC)											
Steel <1400 N/mm² (<44 HRC)											
Steel <1400 to 2000 N/mm² (44 / 45 HRC)											
Steel >2000 N/mm² (55 / 60 HRC)											
Steel (60 / 65 HRC)											
Stainless steel <700 N/mm² (<205 HB)											
Stainless steel >700 N/mm² (>205 HB)											
Cast iron<180HB											
Malleable cast iron >180HB											
Cast iron with graphite >180HB											
Aluminium											
Aluminium >8% Si											
Copper - Bronze - Brass											
TITANIUM	**35**	1xd.	1xd.	0,01	0,01	0,02	0,03	0,03	0,04	0,06	0,06
Inconel, Hastelloy, Nimonic, Monel	**25**	1xd.	1xd.	0,01	0,01	0,02	0,03	0,03	0,04	0,06	0,06

Material	Vc (m/min)	ap (mm)	ae (mm)	fz (mm)							
FINISHING				**Ø 4**	**Ø 6**	**Ø 8**	**Ø 10**	**Ø 12**	**Ø 16**	**Ø 18**	**Ø 20**
Steel <500 N/mm² (<150 HB)											
Steel <700 N/mm² (<205 HB)											
Steel <850 N/mm² (<265 HB)											
Steel <1000 N/mm² (<30 HRC)											
Steel <1400 N/mm² (<44 HRC)											
Steel <1400 to 2000 N/mm² (44 / 45 HRC)											
Steel >2000 N/mm² (55 / 60 HRC)											
Steel (60 / 65 HRC)											
Stainless steel <700 N/mm² (<205 HB)											
Stainless steel >700 N/mm² (>205 HB)											
Cast iron<180HB											
Malleable cast iron >180HB											
Cast iron with graphite >180HB											
Aluminium											
Aluminium >8% Si											
Copper - Bronze - Brass											
TITANIUM	**50**	1xd.	0,5xd.	0,01	0,02	0,03	0,03	0,03	0.05	0.07	0.07
Inconel, Hastelloy, Nimonic, Monel	**35**	1xd.	0,5xd.	0,01	0,02	0,03	0,03	0,03	0.05	0.07	0.07

5 VARI FLUTE CARBIDE END MILL - STANDARD SERIES - STRAIGHT SHANK - SPECIAL ALLOYS - OZMX COATED

Ti Ni HA 35/38°



D 1 Ø Nominal	D2 Ø of shank	L1 L. Overall	L2 L. Cutting	Radius	Ref.
4	6	57	11	0.1	832315
5	6	57	13	0.1	843486
6	6	57	13	0.1	832316
8	8	63	21	0.2	832317
10	10	72	22	0.2	832318
12	12	83	26	0.2	832319
14	14	92	26	0.2	832320
16	16	92	36	0.3	832321
18	18	92	36	0.3	832322
20	20	104	41	0.3	832323

5 VARI FLUTE CARBIDE END MILL - STANDARD SERIES - WELDON SHANK - SPECIAL ALLOYS - OZMX COATED

Ti Ni HB 35/38°



D 1 Ø Nominal	D2 Ø of shank	L1 L. Overall	L2 L. Cutting	Radius	Ref.
4	6	57	11	0.1	855745
5	6	57	13	0.1	855747
6	6	57	13	0.1	855749
8	8	63	21	0.2	855751
10	10	72	22	0.2	855753
12	12	83	26	0.2	855755
14	14	92	26	0.2	855757
16	16	92	36	0.3	855759
18	18	92	36	0.3	855761
20	20	104	41	0.3	855763

5 VARI FLUTE CARBIDE END MILL - LONG SERIES - SPECIAL ALLOYS - OZMX COATED

Material	Vc (m/min)	ap (mm)	ae (mm)	fz (mm)							
Rough boring				**Ø 4**	**Ø 6**	**Ø 8**	**Ø 10**	**Ø 12**	**Ø 16**	**Ø 18**	**Ø 20**
Steel <500 N/mm² (<150 HB)											
Steel <700 N/mm² (<205 HB)											
Steel <850 N/mm² (<265 HB)											
Steel <1000 N/mm² (<30 HRC)											
Steel <1400 N/mm² (<44 HRC)											
Steel <1400 to 2000 N/mm² (44 / 45 HRC)											
Steel >2000 N/mm² (55 / 60 HRC)											
Steel (60 / 65 HRC)											
Stainless steel <700 N/mm² (<205 HB)											
Stainless steel >700 N/mm² (>205 HB)											
Cast iron<180HB											
Malleable cast iron >180HB											
Cast iron with graphite >180HB											
Aluminium											
Aluminium >8% Si											
Copper - Bronze - Brass											
TITANIUM	**30**	1xd.	1xd.	0,01	0,01	0,02	0,03	0,03	0,04	0,06	0,06
Inconel, Hastelloy, Nimonic, Monel	**21**	1xd.	1xd.	0,01	0,01	0,02	0,03	0,03	0,04	0,06	0,06

Material	Vc (m/min)	ap (mm)	ae (mm)	fz (mm)							
FINISHING				**Ø 4**	**Ø 6**	**Ø 8**	**Ø 10**	**Ø 12**	**Ø 16**	**Ø 18**	**Ø 20**
Steel <500 N/mm² (<150 HB)											
Steel <700 N/mm² (<205 HB)											
Steel <850 N/mm² (<265 HB)											
Steel <1000 N/mm² (<30 HRC)											
Steel <1400 N/mm² (<44 HRC)											
Steel <1400 to 2000 N/mm² (44 / 45 HRC)											
Steel >2000 N/mm² (55 / 60 HRC)											
Steel (60 / 65 HRC)											
Stainless steel <700 N/mm² (<205 HB)											
Stainless steel >700 N/mm² (>205 HB)											
Cast iron<180HB											
Malleable cast iron >180HB											
Cast iron with graphite >180HB											
Aluminium											
Aluminium >8% Si											
Copper - Bronze - Brass											
TITANIUM	**45**	1xd.	0,5xd.	0,01	0,02	0,03	0,03	0,03	0.05	0.07	0.07
Inconel, Hastelloy, Nimonic, Monel	**30**	1xd.	0,5xd.	0,01	0,02	0,03	0,03	0,03	0.05	0.07	0.07

5 VARI FLUTE CARBIDE END MILL - LONG SERIES - STRAIGHT SHANK - SPECIAL ALLOYS - OZMX COATED

Ti Ni HA 35/38°



D 1 Ø Nominal	D2 Ø of shank	L1 L. Overall	L2 L. Cutting	Radius	Ref.
4	6	62	15	0.1	843485
5	6	62	17	0.1	843487
6	6	62	18	0.1	843488
8	8	68	24	0.2	843489
10	10	80	30	0.2	843490
12	12	92	36	0.2	843491
14	14	99	42	0.2	843492
16	16	108	48	0.3	843493
18	18	114	54	0.3	843494
20	20	126	60	0.3	843495

5 VARI FLUTE CARBIDE END MILL - LONG SERIES - WELDON SHANK - SPECIAL ALLOYS - OZMX COATED

Ti Ni HB 35/38°



D 1 Ø Nominal	D2 Ø of shank	L1 L. Overall	L2 L. Cutting	Radius	Ref.
4	6	62	15	0.1	855746
5	6	62	17	0.1	855748
6	6	62	18	0.1	855750
8	8	68	24	0.2	855752
10	10	80	30	0.2	855754
12	12	92	36	0.2	855756
14	14	99	42	0.2	855758
16	16	108	48	0.3	855760
18	18	114	54	0.3	855762
20	20	126	60	0.3	855764

CARBIDE ROUGHING END MILL - FINE PITCH - OZMA COATED

Material	Vc (m/min)	ap (mm)	ae (mm)	fz (mm)								
Rough boring				Ø 3	Ø 4	Ø 5	Ø 6	Ø 8	Ø 10	Ø 12	Ø 16	Ø 20
Steel <500 N/mm² (<150 HB)	92	1xd.	0,5xd.	0,01	0,02	0,03	0,03	0,04	0,06	0,06	0,08	0,10
Steel <700 N/mm² (<205 HB)	81	1xd.	0,5xd.	0,01	0,02	0,03	0,03	0,04	0,06	0,06	0,08	0,10
Steel <850 N/mm² (<265 HB)	81	1xd.	0,5xd.	0,01	0,02	0,03	0,03	0,04	0,06	0,06	0,08	0,10
Steel <1000 N/mm² (<30 HRC)	67	1xd.	0,5xd.	0,01	0,01	0,02	0,02	0,03	0,04	0,04	0,06	0,07
Steel <1400 N/mm² (<44 HRC)	49	1xd.	0,5xd.	0,01	0,01	0,02	0,02	0,03	0,04	0,04	0,06	0,07
Steel <1400 to 2000 N/mm² (44 / 45 HRC)												
Steel >2000 N/mm² (55 / 60 HRC)												
Steel (60 / 65 HRC)												
Stainless steel <700 N/mm² (<205 HB)												
Stainless steel >700 N/mm² (>205 HB)												
Cast iron<180HB	85	1xd.	0,5xd.	0,01	0,02	0,03	0,03	0,04	0,06	0,06	0,08	0,10
Malleable cast iron >180HB	64	1xd.	0,5xd.	0,01	0,02	0,03	0,03	0,04	0,06	0,06	0,08	0,10
Cast iron with graphite >180HB	64	1xd.	0,5xd.	0,01	0,02	0,03	0,03	0,04	0,06	0,06	0,08	0,10
Aluminium												
Aluminium >8% Si	113	1xd.	0,5xd.	0,01	0,02	0,03	0,03	0,04	0,06	0,06	0,08	0,10
Copper - Bronze - Brass	106	1xd.	0,5xd.	0,01	0,02	0,03	0,03	0,04	0,06	0,06	0,08	0,10
TITANIUM												
Inconel, Hastelloy, Nimonic, Monel												

Material	Vc (m/min)	ap (mm)	ae (mm)	fz (mm)								
FINISHING				Ø 3	Ø 4	Ø 5	Ø 6	Ø 8	Ø 10	Ø 12	Ø 16	Ø 20
Steel <500 N/mm² (<150 HB)	130	1xd.	0,5xd.	0,01	0,02	0,04	0,04	0,05	0,08	0,08	0,10	0,12
Steel <700 N/mm² (<205 HB)	115	1xd.	0,5xd.	0,01	0,02	0,04	0,04	0,05	0,08	0,08	0,10	0,12
Steel <850 N/mm² (<265 HB)	115	1xd.	0,5xd.	0,01	0,02	0,04	0,04	0,05	0,08	0,08	0,10	0,12
Steel <1000 N/mm² (<30 HRC)	95	1xd.	0,5xd.	0,01	0,02	0,03	0,03	0,04	0,05	0,05	0,07	0,08
Steel <1400 N/mm² (<44 HRC)	70	1xd.	0,5xd.	0,01	0,02	0,03	0,03	0,04	0,05	0,05	0,07	0,08
Steel <1400 to 2000 N/mm² (44 / 45 HRC)												
Steel >2000 N/mm² (55 / 60 HRC)												
Steel (60 / 65 HRC)												
Stainless steel <700 N/mm² (<205 HB)												
Stainless steel >700 N/mm² (>205 HB)												
Cast iron<180HB	120	1xd.	0,5xd.	0,01	0,02	0,04	0,04	0,05	0,08	0,08	0,10	0,12
Malleable cast iron >180HB	90	1xd.	0,5xd.	0,01	0,02	0,04	0,04	0,05	0,08	0,08	0,10	0,12
Cast iron with graphite >180HB	90	1xd.	0,5xd.	0,01	0,02	0,04	0,04	0,05	0,08	0,08	0,10	0,12
Aluminium												
Aluminium >8% Si	160	1xd.	0,5xd.	0,01	0,02	0,04	0,04	0,05	0,08	0,08	0,10	0,12
Copper - Bronze - Brass	150	1xd.	0,5xd.	0,01	0,02	0,04	0,04	0,05	0,08	0,08	0,10	0,12
TITANIUM												
Inconel, Hastelloy, Nimonic, Monel												

CARBIDE ROUGHING END MILL - STRAIGHT SHANK - FINE PITCH - OZMA COATED





D 1 Ø Nominal	D2 Ø of shank	L1 L. Overall	L2 L. Cutting	Number of teeth	Ref.
3	6	57	6	3	862953
4	6	57	8	3	862954
5	6	57	10	3	862955
6	6	57	16	3	862956
8	8	63	16	3	862957
10	10	72	22	4	862958
12	12	83	26	4	862959
16	16	92	32	4	862960
20	20	104	38	4	862961

CARBIDE ROUGHING END MILL - WELDON SHANK - FINE PITCH - OZMA COATED





D 1 Ø Nominal	D2 Ø of shank	L1 L. Overall	L2 L. Cutting	Number of teeth	Ref.
3	6	57	6	3	862963
4	6	57	8	3	862964
5	6	57	10	3	862965
6	6	57	16	3	862966
8	8	63	16	3	862967
10	10	72	22	4	862968
12	12	83	26	4	862969
16	16	92	32	4	862970
20	20	104	38	4	862971

2 FLUTE CARBIDE BALL NOSE END MILL - SHORT SERIES - OZMA COATED

Material	Vc (m/min)	ap (mm)	ae (mm)	fz (mm)				
Rough boring				Ø 1 to Ø 3	Ø 4 to Ø 5	Ø 6 to Ø 8	Ø 10 to Ø 12	Ø 16 to Ø 20
Steel <500 N/mm² (<150 HB)	455	0,03xd.	0,3xd.	0,01	0,04	0,05	0,07	0,10
Steel <700 N/mm² (<205 HB)	360	0,03xd.	0,3xd.	0,01	0,04	0,05	0,07	0,10
Steel <850 N/mm² (<265 HB)	310	0,03xd.	0,3xd.	0,01	0,04	0,05	0,07	0,10
Steel <1000 N/mm² (<30 HRC)	240	0,03xd.	0,3xd.	0,01	0,04	0,05	0,07	0,10
Steel <1400 N/mm² (<44 HRC)	160	0,03xd.	0,3xd.	0,01	0,03	0,03	0,05	0,07
Steel <1400 to 2000 N/mm² (44 / 45 HRC)	105	0,03xd.	0,3xd.	0,01	0,03	0,03	0,05	0,07
Steel >2000 N/mm² (55 / 60 HRC)								
Steel (60 / 65 HRC)								
Stainless steel <700 N/mm² (<205 HB)	180	0,03xd.	0,3xd.	0,01	0,03	0,03	0,05	0,07
Stainless steel >700 N/mm² (>205 HB)	85	0,03xd.	0,3xd.	0,01	0,03	0,03	0,05	0,07
Cast iron<180HB	440	0,03xd.	0,3xd.	0,01	0,04	0,05	0,07	0,10
Malleable cast iron >180HB	400	0,03xd.	0,3xd.	0,01	0,04	0,05	0,07	0,10
Cast iron with graphite >180HB	400	0,03xd.	0,3xd.	0,01	0,04	0,05	0,07	0,10
Aluminium	600	0,03xd.	0,3xd.	0,01	0,04	0,05	0,07	0,10
Aluminium >8% Si	400	0,03xd.	0,3xd.	0,01	0,04	0,05	0,07	0,10
Copper - Bronze - Brass	560	0,03xd.	0,3xd.	0,01	0,04	0,05	0,07	0,10
TITANIUM								
Inconel, Hastelloy, Nimonic, Monel								

› SEE PAGE 1127



Footwear LAUTARO 2 Evol S3 HRO SRC
Ref. 847901

2 FLUTE CARBIDE BALL NOSE END MILL - SHORT SERIES - STRAIGHT SHANK - OZMA COATED





D 1 Ø Nominal	D2 Ø of shank	L1 L. Overall	L2 L. Cutting	Radius	Ref.
1	6	50	3	0.5	862973
2	6	50	4	1	862974
3	6	50	5	1.5	862975
4	6	50	6	2	862976
5	6	50	7	2.5	862977
6	6	51	7	3	862978
8	8	59	9	4	862979
10	10	60	10	5	862980
12	12	71	14	6	862981
16	16	76	16	8	862982
20	20	82	20	10	862983

2 FLUTE CARBIDE BALL NOSE END MILL - SHORT SERIES - WELDON SHANK - OZMA COATED





D 1 Ø Nominal	D2 Ø of shank	L1 L. Overall	L2 L. Cutting	Radius	Ref.
1	6	50	3	0.5	862985
2	6	50	4	1	862986
3	6	50	5	1.5	862987
4	6	50	6	2	862988
5	6	50	7	2.5	862989
6	6	51	7	3	862990
8	8	59	9	4	862991
10	10	60	10	5	862992
12	12	71	14	6	862993
16	16	76	16	8	862994
20	20	82	20	10	862995

2 FLUTE CARBIDE BALL NOSE END MILL - STANDARD SERIES - OZMA COATED

Material	Vc (m/min)	ap (mm)	ae (mm)	fz (mm)				
Rough boring				Ø 1 to Ø 3	Ø 4 to Ø 5	Ø 6 to Ø 8	Ø 10 to Ø 12	Ø 16 to Ø 20
Steel <500 N/mm² (<150 HB)	455	0,03xd.	0,3xd.	0,01	0,03	0,04	0,06	0,09
Steel <700 N/mm² (<205 HB)	360	0,03xd.	0,3xd.	0,01	0,03	0,04	0,06	0,09
Steel <850 N/mm² (<265 HB)	310	0,03xd.	0,3xd.	0,01	0,03	0,04	0,06	0,09
Steel <1000 N/mm² (<30 HRC)	240	0,03xd.	0,3xd.	0,01	0,03	0,04	0,06	0,09
Steel <1400 N/mm² (<44 HRC)	160	0,03xd.	0,3xd.	0,01	0,02	0,03	0,04	0,06
Steel <1400 to 2000 N/mm² (44 / 45 HRC)	105	0,03xd.	0,3xd.	0,01	0,02	0,03	0,04	0,06
Steel >2000 N/mm² (55 / 60 HRC)								
Steel (60 / 65 HRC)								
Stainless steel <700 N/mm² (<205 HB)	180	0,03xd.	0,3xd.	0,01	0,02	0,03	0,04	0,06
Stainless steel >700 N/mm² (>205 HB)	85	0,03xd.	0,3xd.	0,01	0,02	0,03	0,04	0,06
Cast iron<180HB	440	0,03xd.	0,3xd.	0,01	0,03	0,04	0,06	0,09
Malleable cast iron >180HB	400	0,03xd.	0,3xd.	0,01	0,03	0,04	0,06	0,09
Cast iron with graphite >180HB	400	0,03xd.	0,3xd.	0,01	0,03	0,04	0,06	0,09
Aluminium	600	0,03xd.	0,3xd.	0,01	0,03	0,04	0,06	0,09
Aluminium >8% Si	400	0,03xd.	0,3xd.	0,01	0,03	0,04	0,06	0,09
Copper - Bronze - Brass	560	0,03xd.	0,3xd.	0,01	0,03	0,04	0,06	0,09
TITANIUM								
Inconel, Hastelloy, Nimonic, Monel								

› SEE PAGE 1127



Footwear LEXO S3 HRO SRC Ref. 861983

2 FLUTE CARBIDE BALL NOSE END MILL - STANDARD SERIES - STRAIGHT SHANK - OZMA COATED

A A-C F I HA 30°



D 1 Ø Nominal	D2 Ø of shank	L1 L. Overall	L2 L. Cutting	Radius	Ref.
6	6	57	10	3	862997
8	8	63	16	4	862998
10	10	72	19	5	862999
12	12	83	22	6	863000
16	16	92	26	8	863001
20	20	104	32	10	863002

2 FLUTE CARBIDE BALL NOSE END MILL - STANDARD SERIES - WELDON SHANK - OZMA COATED

A A-C F I HB 30°



D 1 Ø Nominal	D2 Ø of shank	L1 L. Overall	L2 L. Cutting	Radius	Ref.
6	6	57	10	3	863004
8	8	63	16	4	863005
10	10	72	19	5	863006
12	12	83	22	6	863007
16	16	92	26	8	863008
20	20	104	32	10	863009

HSS Co8% END MILLS

Material group	d	Grooving milling cutter		Milling cutter 2 sizes
		2 TEETH	3 TEETH	4 TEETH
Steels for thermic treatment Carbon steels 200 - 500 N/mm2		VC = 30 - 40m/min		VC = 30 - 40m/min
	4	0,01	0,01	0,01
	6	0,03	0,03	0,03
	8	0,04	0,04	0,04
	10	0,05	0,05	0,05
	12	0,06	0,06	0,06
	20	0,09	0,09	0,09
Steels for thermic treatment Alloy steels 500 - 800 N/mm2		VC = 25 - 30m/min		VC = 25 - 30m/min
	4	0,01	0,01	0,01
	6	0,03	0,03	0,02
	8	0,04	0,04	0,04
	10	0,05	0,05	0,04
	12	0,06	0,06	0,06
	20	0,10	0,10	0,09
Steels for thermic treatment Alloy steels 800 - 1000 N/mm2		VC = 20 - 25m/min		VC = 20 - 25m/min
	4	0,01	0,01	0,01
	6	0,03	0,03	0,02
	8	0,04	0,04	0,03
	10	0,05	0,05	0,04
	12	0,06	0,06	0,05
	20	0,09	0,09	0,07
Steels for thermic treatment Alloy steels 1000 - 1300 N/mm2		VC = 15 - 20m/min		VC = 15 - 20m/min
	4	0,01	0,01	0,01
	6	0,03	0,03	0,02
	8	0,04	0,04	0,03
	10	0,05	0,05	0,04
	12	0,06	0,06	0,05
	20	0,10	0,10	0,07
Aluminium Aluminum alloys		VC = 95 - 125m/min		VC = 95 - 125m/min
	4	0,02	0,02	0,01
	6	0,03	0,03	0,02
	8	0,05	0,05	0,04
	10	0,07	0,07	0,05
	12	0,08	0,08	0,06
	20	0,10	0,10	0,08

Vc = Cutting speed (m/min)
n = Round per minute (rpm)
fz = Feed per tooth (mm/tr)
vf = Feed rate (mm/min)
d = Diameter (mm)
n = Vc x 1000
3,14 x d
Vf = n x z x fz

HSS Co8% END MILLS

		Roughing milling cutter	Hole milling cutter	
			surfacing	
Material group	**d**		**d**	
Steels for thermic treatment Carbon steels 200 - 500 N/mm2		VC = 30 - 40m/min		VC = 30 - 40m/min
	4			0,01
	6	0,01	50	0,03
	8	0,02	63	0,04
	10	0,03	80	0,05
	12	0,05	100	0,06
	20	0,08		0,09
Steels for thermic treatment Alloy steels 500 - 800 N/mm2		VC = 25 - 30m/min		VC = 25 - 30m/min
	4			0,01
	6	0,01	50	0,02
	8	0,02	63	0,04
	10	0,03	80	0,04
	12	0,04	100	0,06
	20	0,08		0,09
Steels for thermic treatment Alloy steels 800 - 1000 N/mm2		VC = 20 - 25m/min		VC = 20 - 25m/min
	4			0,01
	6	0,01	50	0,02
	8	0,02	63	0,03
	10	0,03	80	0,04
	12	0,04	100	0,05
	20	0,07		0,07
Steels for thermic treatment Alloy steels 1000 - 1300 N/mm2		VC = 15 - 20m/min		VC = 15 - 20m/min
	4			0,01
	6	0,02	50	0,02
	8	0,03	63	0,03
	10	0,06	80	0,04
	12	0,07	100	0,05
	20	0,13		0,08
Aluminium Aluminum alloys		VC = 95 - 125m/min		
	4	0,01		
	6	0,01		
	8	0,01		
	10	0,03		
	12	0,04		
	20	0,06		

Vc = Cutting speed (m/min)
n = Round per minute (rpm)
fz = Feed per tooth (mm/tr)
vf = Feed rate (mm/min)
d = Diameter (mm)
n = $\frac{Vc \times 1000}{3,14 \times d}$
Vf = n x z x fz

CUTLINE

2 FLUTE SLOT DRILL - HSS Co8% - SHORT SERIES

A | A-C | 30° | DIN 327N | HB



D 1 Ø Nominal	D2 Ø of shank	L1 L. Overall	L2 L. Cutting	Ref.
2	6	48	4	867449
3	6	49	5	867450
4	6	51	7	867451
5	6	52	8	867452
6	6	52	8	867453
8	10	61	11	867454
10	10	63	13	867455
12	12	73	16	867456
14	12	73	16	867457
16	16	79	19	867458
18	16	79	19	867459
20	20	88	22	867460

CUTLINE

2 FLUTE SLOT DRILL - HSS Co8% - SHORT SERIES - TIALN COATED

A | A-C | 30° | DIN 327N | HB



D 1 Ø Nominal	D2 Ø of shank	L1 L. Overall	L2 L. Cutting	Ref.
2	6	48	4	867462
3	6	49	5	867463
4	6	51	7	867464
5	6	52	8	867465
6	6	52	8	867466
8	10	61	11	867467
10	10	63	13	867468
12	12	73	16	867469
14	12	73	16	867470
16	16	79	19	867471
18	16	79	19	867472
20	20	88	22	867473

3 FLUTE SLOT DRILL - HSS Co8% - STANDARD SERIES

A | A-C | 30° | DIN 844N | HB

CUTLINE



D 1 Ø Nominal	D2 Ø of shank	L1 L. Overall	L2 L. Cutting	Ref.
2	6	51	7	867475
3	6	52	8	867476
4	6	55	11	867477
5	6	57	13	867478
6	6	57	13	867479
8	10	69	19	867480
10	10	72	22	867481
12	12	83	26	867482
14	12	83	26	867483
16	16	92	32	867484
18	16	92	32	867485
20	20	104	38	867486

3 FLUTE SLOT DRILL - HSS Co8% - STANDARD SERIES - TIALN COATED

A | A-C | 30° | DIN 844N | HB

CUTLINE



D 1 Ø Nominal	D2 Ø of shank	L1 L. Overall	L2 L. Cutting	Ref.
2	6	51	7	867488
3	6	52	8	867489
4	6	55	11	867490
5	6	57	13	867491
6	6	57	13	867492
8	10	69	19	867493
10	10	72	22	867494
12	12	83	26	867495
14	12	83	26	867496
16	16	92	32	867497
18	16	92	32	867498
20	20	104	38	867499

CUTLINE

4 FLUTE SLOT DRILL - HSS Co8% - STANDARD SERIES

A | A-C | 30° | DIN 844N | HB



D 1 Ø Nominal	D2 Ø of shank	L1 L. Overall	L2 L. Cutting	Ref.
2	6	51	7	867501
3	6	52	8	867502
4	6	55	11	867503
5	6	57	13	867504
6	6	57	13	867505
8	10	69	19	867506
10	10	72	22	867507
12	12	83	26	867508
14	12	83	26	867509
16	16	92	32	867510
18	16	92	32	867511
20	20	104	38	867512

CUTLINE

4 FLUTE SLOT DRILL - HSS Co8% - STANDARD SERIES - TIALN COATED

A | A-C | 30° | DIN 844N | HB



D 1 Ø Nominal	D2 Ø of shank	L1 L. Overall	L2 L. Cutting	Ref.
2	6	51	7	867514
3	6	52	8	867515
4	6	55	11	867516
5	6	57	13	867517
6	6	57	13	867518
8	10	69	19	867519
10	10	72	22	867520
12	12	83	26	867521
14	12	83	26	867522
16	16	92	32	867523
18	16	92	32	867524
20	20	104	38	867525

ROUGHING END MILL - HSS Co 8% - STANDARD SERIES





D 1 Ø Nominal	D2 Ø of shank	L1 L. Overall	L2 L. Cutting	Number of teeth	Ref.
6	6	57	13	3	867527
8	10	69	19	3	867528
10	10	72	22	4	867529
12	12	83	26	4	867530
14	12	83	26	4	867531
16	16	92	32	4	867532
18	16	92	32	4	867533
20	20	104	38	4	867534

ROUGHING END MILL - HSS Co 8% - STANDARD SERIES - TIALN COATED





D 1 Ø Nominal	D2 Ø of shank	L1 L. Overall	L2 L. Cutting	Number of teeth	Ref.
6	6	57	13	3	867536
8	10	69	19	3	867537
10	10	72	22	4	867538
12	12	83	26	4	867539
14	12	83	26	4	867540
16	16	92	32	4	867541
18	16	92	32	4	867542
20	20	104	38	4	867543

CUTLINE



FINISHING SHELL MILL - HSS Co8% - 8/10 TEETH

A | A-C | 30° | DIN 1880N

Ø Nominal	Ø Bore	Total height	Number of teeth	Ref.
50	22	36	8	867550
63	27	40	8	867551
80	27	45	10	867552
100	32	50	10	867553

CUTLINE



ROUGHING SHELL MILL - HSS Co8% - 8/10 TEETH

A | A-C | 30° | DIN 1880NR

Ø Nominal	Ø Bore	Total height	Number of teeth	Ref.
50	22	36	8	867545
63	27	40	8	867546
80	27	45	10	867547
100	32	50	10	867548

FINISHING END MILL - TAPER SHANK - HSS Co8% - 4/6 FLUTE

A | A-C | 30° | DIN 844N

CUTLINE

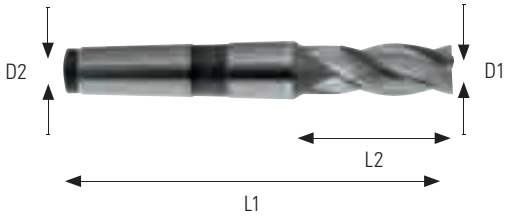

D 1 Ø Nominal	D2 Ø of shank	L1 L. Overall	L2 L. Cutting	Number of teeth	Ref.
20	CM2	123	38	4	867564
22	CM2	123	38	6	867565
24	CM3	147	45	6	867566
25	CM3	147	45	6	867567
28	CM3	147	45	6	867568
30	CM3	147	45	6	867569
32	CM4	178	53	6	867570
36	CM4	178	53	6	867571

ROUGHING END MILL - TAPER SHANK - HSS Co8% - 4/6 FLUTE

A | A-C | 30° | DIN 845BNR

CUTLINE



D 1 Ø Nominal	D2 Ø of shank	L1 L. Overall	L2 L. Cutting	Number of teeth	Ref.
20	CM2	123	38	4	867555
22	CM2	123	38	6	867556
24	CM3	147	45	6	867557
25	CM3	147	45	6	867558
28	CM3	147	45	6	867559
30	CM3	147	45	6	867560
32	CM4	178	53	6	867561
36	CM4	178	53	6	867562

CUTLINE

TURNING TOOLS HOLDERS EXTER 95° MCLNR/L



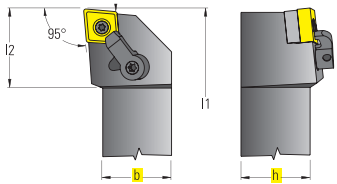

Type	Type of assembly	Tool tip	WXH	l1	l2	Ref.
MCLNR 2020 K12	Right	CNMG 1204	20x20	125	28	832679
MCLNL 2020 K12	Left	CNMG 1204	20x20	125	28	832680
MCLNR 2525 M12	Right	CNMG 1204	25X25	150	33	832681
MCLNL 2525 M12	Left	CNMG 1204	25X25	150	33	832682

Type	PART	SPARE PART	SPARE FLANGE	FLANGE SCREW	CLAMPING WRENCH TOOL TIP
MSSNR/L	832690	832815	832710	832716	832714

CUTLINE

CNMG 1204... TURNING INSERTS

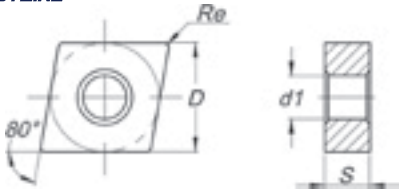

P M K N S


CNMG-MR


CNMG-MF


CNMG-ST


CNMG-SS


CNMG-SF


CNMG-MS

Name	Inscribed circle (D)	Thickness (S)	Screw passage (d1)	Tool tip radius (Re)		Ref.
CNMG 120408-MR GCMP25	12.7	4.76	5.16	0.8	10	867278
CNMG 120404-MF GCMP25	12.7	4.76	5.16	0.4	10	867279
CNMG 120408-ST GCK20	12.7	4.76	5.16	0.8	10	867280
CNMG 120404-ST GCK20	12.7	4.76	5.16	0.4	10	867281
CNMG 120408-SS GCMS20	12.7	4.76	5.16	0.8	10	867282
CNMG 120404-SF GCMS20	12.7	4.76	5.16	0.4	10	867283
CNMG 120408-MS GCN10	12.7	4.76	5.16	0.8	10	867284
CNMG 120404-MS GCN10	12.7	4.76	5.16	0.4	10	867285

Name	Ref.	CUTTING SPEED - Vc m/min					ap mm	ap mini mm	ap maxi mm	Fz mm/tr	Fz mini mm/tr	Fz maxi mm/tr
		P	M	K	N	S						
CNMG 120408-MR GCMP25	867278	100-**150**-240	70-**100**-180	o	o	-	**3,00**	0,50	5,50	**0,30**	0,15	0,50
CNMG 120404-MF GCMP25	867279	130-**180**-290	100-**130**-240	o	o	-	**0,40**	0,10	1,50	**0,15**	0,10	0,40
CNMG 120408-ST GCK20	867280	-	-	120-**170**-280	-	-	**3,00**	0,20	6,00	**0,35**	0,15	0,50
CNMG 120404-ST GCK20	867281	-	-	140-**220**-330	-	-	**2,50**	0,20	5,00	**0,22**	0,15	0,26
CNMG 120408-SS GCMS20	867282	-	100-**120**-240	-	o	30-**80**-150	**3,00**	0,50	5,70	**0,25**	0,12	0,45
CNMG 120404-SF GCMS20	867283	-	120-**150**-240	-	o	30-**80**-150	**1,50**	0,10	3,00	**0,15**	0,10	0,23
CNMG 120408-MS GCN10	867284	-	-	-	400-**520**-800	-	**2,00**	0,30	3,60	**0,25**	0,10	0,40
CNMG 120404-MS GCN10	867285	-	-	-	400-**580**-2400	-	**1,50**	0,20	3,60	**0,15**	0,10	0,20
(100-**150**-240) Speed range in bold = ideal				(o) May be suitable			(-) Not suitable					

TURNING TOOLS HOLDERS EXTER 93°
MDJNR/L

CUTLINE

93°

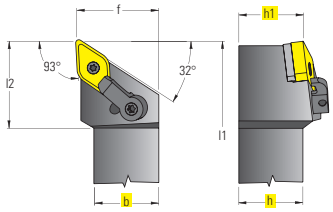



Type	Type of assembly	Tool tip	WXH	l1	l2	Ref.
MDJNR 2020 K15	Right	DNMG 1506...	20x20	125	35	832810
MDJNL 2020 K15	Left	DNMG 1506...	20x20	125	35	832811
MDJNR 2525 M15	Right	DNMG 1506...	25X25	150	35	832812
MDJNL 2525 M15	Left	DNMG 1506...	25X25	150	35	832813

Type	PART	SPARE PART	FLANGE	FLANGE SCREW	CLAMPING WRENCH TOOL TIP
MDJNR/L	832808	832806	832804	832716	832714

DNMG 1506...
TURNING INSERT

CUTLINE

P **M** **K** **N** **S**



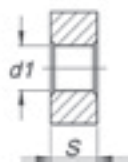


Nuance MR


Nuance MF


DNMG-ST


DNMG-SS


DNMG-SF


DNMG-MS

Name	Inscribed circle (D)	Thickness (S)	Screw passage (d1)	Tool tip radius (Re)		Ref.
DNMG 150608-MR GCMP25	12.7	6.35	5.16	0.8	10	867287
DNMG 150604-MF GCMP25	12.7	6.35	5.16	0.4	10	867288
DNMG 150608-ST GCK20	12.7	6.35	5.16	0.8	10	867289
DNMG 150604-ST GCK20	12.7	6.35	5.16	0.4	10	867290
DNMG 150608-SS GCMS20	12.7	6.35	5.16	0.8	10	867291
DNMG 150604-SF GCMS20	12.7	6.35	5.16	0.4	10	867292
DNMG 150608-MS GCN10	12.7	6.35	5.16	0.8	10	867293
DNMG 150604-MS GCN10	12.7	6.35	5.16	0.4	10	867294

Name	Ref.	CUTTING SPEED - Vc m/min					ap mm	ap mini mm	ap maxi mm	Fz mm/tr	Fz mini mm/tr	Fz maxi mm/tr
		P	M	K	N	S						
DNMG 150608-MR GCMP25	867287	100-**150**-240	70-**100**-180	o	o	-	**3,00**	0,50	6,00	**0,30**	0,15	0,50
DNMG 150604-MF GCMP25	867288	130-**180**-290	100-**130**-240	o	o	-	**0,40**	0,10	1,50	**0,15**	0,05	0,25
DNMG 150608-ST GCK20	867289	-	-	120-**170**-280	-	-	**2,50**	0,50	5,00	**0,35**	0,15	0,50
DNMG 150604-ST GCK20	867290	-	-	140-**220**-330	-	-	**2,50**	0,20	5,00	**0,20**	0,15	0,30
DNMG 150608-SS GCMS20	867291	-	100-**120**-240	-	o	30-**80**-150	**3,00**	0,50	6,40	**0,25**	0,12	0,45
DNMG 150604-SF GCMS20	867292	-	120-**150**-240	-	o	30-**80**-150	**0,15**	0,10	3,60	**0,15**	0,06	0,30
DNMG 150608-MS GCN10	867293	-	-	-	400-**520**-800	-	**2,00**	0,30	3,80	**0,25**	0,10	0,40
DNMG 150604-MS GCN10	867294	-	-	-	400-**580**-2400	-	**1,50**	0,20	3,60	**0,15**	0,10	0,20
(100-**150**-240) Speed range in bold = ideal				(o) May be suitable			(-) Not suitable					

CUTLINE

TURNING TOOLS HOLDERS EXTER 45° MSSNR/L



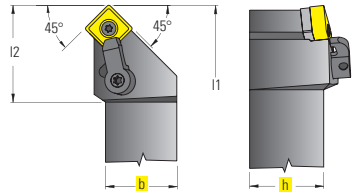

Type	Type of assembly	Tool tip	WXH	l1	l2	Ref.
MSSNR 2020 K12	Right	SNMG 1204...	20x20	125	32	832775
MSSNL 2020 K12	Left	SNMG 1204...	20x20	125	32	832776
MSSNR 2525 M12	Right	SNMG 1204...	25X25	150	33	832777
MSSNL 2525 M12	Left	SNMG 1204...	25X25	150	33	832778

Type	PART	SPARE PART	SPARE FLANGE	FLANGE SCREW	CLAMPING WRENCH TOOL TIP
MSSNR/L	832773	832815	832710	832716	832714

CUTLINE

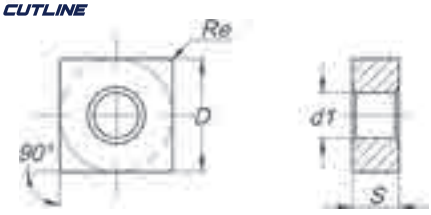

SNMG 1204... TURNING INSERT

P M K S


Nuance MR


Nuance MF


SNMG-ST


SNMG-SS


SNMG-SF

Name	Inscribed circle (D)	Thickness (S)	Screw passage (d1)	Tool tip radius (Re)		Ref.
SNMG 120408-MR GCMP25	12.7	4.76	5.16	0.8	10	867296
SNMG 120404-MF GCMP25	12.7	4.76	5.16	0.4	10	867297
SNMG 120408-ST GCK20	12.7	4.76	5.16	0.8	10	867298
SNMG 120404-ST GCK20	12.7	4.76	5.16	0.4	10	867299
SNMG 120408-SS GCMS20	12.7	4.76	5.16	0.8	10	867300
SNMG 120404-SF GCMS20	12.7	4.76	5.16	0.4	10	867301

Name	Ref.	CUTTING SPEED - Vc m/min					ap mm	ap mini mm	ap maxi mm	Fz mm/tr	Fz mini mm/tr	Fz maxi mm/tr
		P	M	K	N	S						
SNMG 120408-MR GCMP25	867296	100-**150**-240	70-**100**-180	o	o	-	**3,00**	0,50	6,00	**0,30**	0,15	0,50
SNMG 120404-MF GCMP25	867297	130-**180**-290	100-**130**-240	o	o	-	**0,40**	0,10	1,50	**0,10**	0,05	0,25
SNMG 120408-ST GCK20	867298	-	-	120-**170**-280	-	-	**3,00**	0,20	6,00	**0,35**	0,15	0,50
SNMG 120404-ST GCK20	867299	-	-	140-**220**-330	-	-	**3,00**	0,20	6,00	**0,20**	0,15	0,30
SNMG 120408-SS GCMS20	867300	-	100-**120**-240	-	o	30-**80**-150	**2,00**	0,50	4,50	**0,25**	0,12	0,45
SNMG 120404-SF GCMS20	867301	-	120-**150**-240	-	o	30-**80**-150	**1,50**	0,10	3,00	**0,15**	0,10	0,23
(100-**150**-240) Speed range in bold = ideal				(o) May be suitable			(-) Not suitable					

TURNING TOOLS HOLDERS EXTER 93°
SVJBR/L

CUTLINE

93°

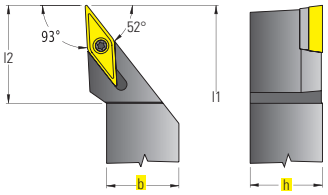



Type	Type of assembly	Tool tip	WXH	l1	l2	Ref.
SVJBR 2020 K16	Right	VBMT 1604...	20x20	125	30	832799
SVJBL 2020 K16	Left	VBMT 1604...	20x20	125	30	832800
SVJBR 2525 M16	Right	VBMT 1604...	25X25	150	33	832801
SVJBL 2525 M16	Left	VBMT 1604...	25X25	150	33	832802

Type	PART	SPARE SCREW	CLAMPING SCREW	CLAMPING WRENCH TOOL TIP
SVJBR/L	832797	832702	832817	832712

VBMT 1604...
TURNING INSERT

CUTLINE

P M K S

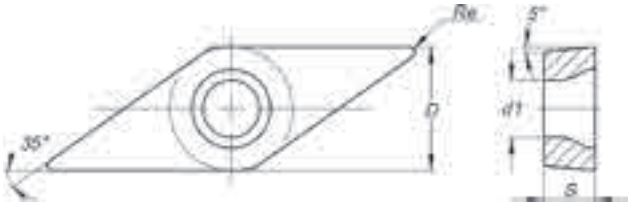



Nuance FP | Nuance MK | VBMT-FK | VBMT-MM | VBMT-FM

Name	Inscribed circle (D)	Thickness (S)	Screw passage (d1)	Tool tip radius (Re)		Ref.
VBMT 160408-FP GCMP15	9.525	4.76	4.4	0.8	10	867303
VBMT 160404-FP GCMP15	9.525	4.76	4.4	0.4	10	867304
VBMT 160408-MK GCK20	9.525	4.76	4.4	0.8	10	867305
VBMT 160404-FK GCK05	9.525	4.76	4.4	0.4	10	867306
VBMT 160408-MM GCMS20	9.525	4.76	4.4	0.8	10	867307
VBMT 160404-FM GCMS25	9.525	4.76	4.4	0.4	10	867308

Name	Ref.	CUTTING SPEED - Vc m/min					ap mm	ap mini mm	ap maxi mm	Fz mm/tr	Fz mini mm/tr	Fz maxi mm/tr
		P	M	K	N	S						
VBMT 160408-FP GCMP15	867303	120-**160**-240	80-**100**-180	o	o	-	**0,32**	0,14	1,80	**0,14**	0,07	0,27
VBMT 160404-FP GCMP15	867304	140-**200**-350	100-**130**-240	o	o	-	**0,32**	0,10	1,80	**0,10**	0,05	0,20
VBMT 160408-MK GCK20	867305	-	-	120-**170**-280	-	-	**0,72**	0,45	2,70	**0,18**	0,09	0,27
VBMT 160404-FK GCK05	867306	-	-	140-**220**-300	-	-	**0,32**	0,10	1,80	**0,10**	0,05	0,20
VBMT 160408-MM GCMS20	867307	-	100-**120**-240	-	o	30-**70**-110	**0,72**	0,45	2,70	**0,18**	0,09	0,27
VBMT 160404-FM GCMS25	867308	-	100-**150**-240	-	o	30-**80**-140	**0,32**	0,10	1,80	**0,10**	0,05	0,20
(120-**160**-240) Speed range in bold = ideal				(o) May be suitable			(-) Not suitable					

CUTLINE

EXTERNAL TURNING TOOL HOLDER 93° SVJCR/L



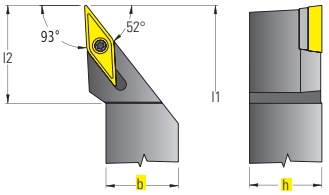

Type	Type of assembly	Tool tip	WXH	l1	l2	Ref.
SVJCR 2020 K16	Right	VCGT...1604	20x20	125	37	867444
SVJCL 2020 K16	Left	VCGT...1604	20x20	125	37	867445
SVJCR 2525 M16	Right	VCGT...1604	25X25	150	37	867446
SVJCL 2525 M16	Left	VCGT...1604	25X25	150	37	867447

Type	PART	SPARE SCREW	CLAMPING SCREW TOOL TIP	SCREW CLAMPING WRENCH
SVJCR/L	867573	867575	867577	867579

CUTLINE

VCGT 1604... TURNING INSERT

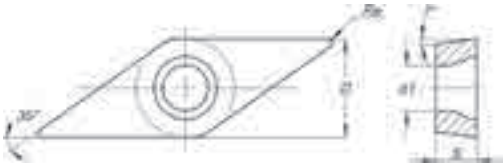



Nuance LN

Name	Inscribed circle (D)	Thickness (S)	Screw passage (d1)	Tool tip radius (Re)		Ref.
VCGT 160408-LN GCN10	9.525	4.76	4.4	0.8	10	867441
VCGT 160404-LN GCN10	9.525	4.76	4.4	0.4	10	867442

Name	Ref.	CUTTING SPEED - Vc m/min					ap mm	ap mini mm	ap maxi mm	Fz mm/tr	Fz mini mm/tr	Fz maxi mm/tr
		P	M	K	N	S						
VCGT 160408-LN GCN10	867441	-	-	-	400-**520**-800	-	**2,55**	0,10	5,00	**0,22**	0,10	0,45
VCGT 160404-LN GCN10	867442	-	-	-	400-**600**-2400	-	**2,55**	0,10	5,00	**0,15**	0,10	0,25
(400-**520**-800) Speed range in bold = ideal				(o) May be suitable			(-) Not suitable					

TURNING TOOLS HOLDERS EXTER 95°
PWLNR/L

CUTLINE

95°

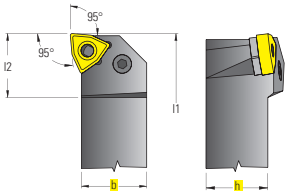



Type	Type of assembly	Tool tip	WXH	l1	l2	Ref.
PWLNR 2020 K06	Right	WNMG…0604	20x20	125	16	832790
PWLNL 2020 K06	Left	WNMG…0604	20x20	125	16	832791
PWLNR 2525 M06	Right	WNMG…0604	25X25	150	16	832792
PWLNL 2525 M06	Left	WNMG…0604	25X25	150	16	832793

Type	LEVER	AXIS LEVER	CLAMPING WRENCH TOOL TIP	PART	PIN
PWLNR/L	832788	832786	832780	832784	832782

WNMG 0604...
TURNING INSERT

CUTLINE

P M K S

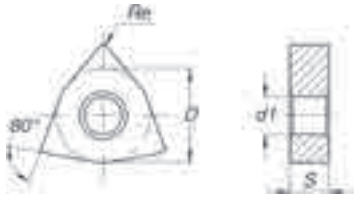


WNMG-MR


WNMG-MF


WNMG-SS


WNMG-SF

Name	Inscribed circle (D)	Thickness (S)	Screw passage (d1)	Tool tip radius (Re)		Ref.
WNMG 060408-MR GCMPK25	9.525	4.76	3.81	0.8	10	867310
WNMG 060404-MF GCMPK25	9.525	4.76	3.81	0.4	10	867311
WNMG 060408-SS GCMS20	9.525	4.76	3.81	0.8	10	867312
WNMG 060404-SF GCMS20	9.525	4.76	3.81	0.4	10	867313

Name	Ref.	CUTTING SPEED - Vc m/min					ap mm	ap mini mm	ap maxi mm	Fz mm/tr	Fz mini mm/tr	Fz maxi mm/tr
		P	M	K	N	S						
WNMG 060408-MR GCMPK25	867310	100-**150**-240	70-**100**-180	100-**160**-240	o	-	**2,00**	0,50	3,00	**0,30**	0,15	0,50
WNMG 060404-MF GCMPK25	867311	130-**180**-290	100-**130**-240	130-**190**-290	o	-	**0,40**	0,10	1,50	**0,15**	0,05	0,30
WNMG 060408-SS GCMS20	867312	-	100-**120**-240	-	o	30-**80**-150	**2,00**	0,50	3,00	**0,25**	0,12	0,45
WNMG 060404-SF GCMS20	867313	-	120-**150**-240	-	o	30-**80**-150	**0,15**	0,10	1,50	**0,15**	0,06	0,30
(100-**150**-240) Speed range in bold = ideal				(o) May be suitable			(-) Not suitable					

CUTLINE

TURNING TOOLS HOLDERS EXTER 95° PWLNR/L

95°



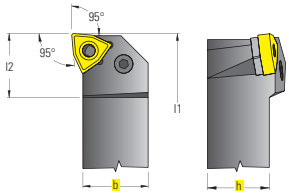

Type	Type of assembly	Tool tip	WXH	l1	l2	Ref.
PWLNR 2020 K08	Right	WNMG...0804	20x20	125	20	847294
PWLNL 2020 K08	Left	WNMG...0804	20x20	125	20	847295
PWLNR 2525 M08	Right	WNMG...0804	25X25	150	21	847296
PWLNL 2525 M08	Left	WNMG...0804	25X25	150	21	847297
PWLNR 3232 P08	Right	WNMG...0804	32x32	170	23	847298
PWLNL 3232 P08	Left	WNMG...0804	32x32	170	23	847299

Type	FLANGE KIT	CLAMPING WRENCH TOOL TIP	PART	SPARE PART AAE	SCREWS
A... MWLNR/L	847301	847303	844601	847305	847307

CUTLINE

WNMG 0804... TURNING INSERT

P M K S

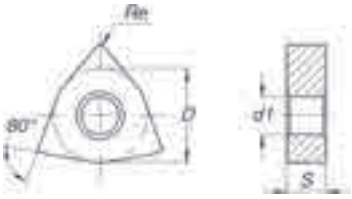


WNMG-MR


WNMG-MF


WNMG-SS


WNMG-SF


WNMG-ST

Name	Inscribed circle (D)	Thickness (S)	Screw passage (d1)	Tool tip radius (Re)		Ref.
WNMG 080408-MR GCMP25	9.525	4.76	3.81	0.8	10	867315
WNMG 080404-MF GCMP25	9.525	4.76	3.81	0.4	10	867316
WNMG 080408-ST GCK20	9.525	4.76	3.81	0.8	10	867317
WNMG 080404-ST GCK20	9.525	4.76	3.81	0.4	10	867318
WNMG 080408-SS GCMS20	9.525	4.76	3.81	0.8	10	867319
WNMG 080404-SF GCMS20	9.525	4.76	3.81	0.4	10	867320

Name	Ref.	CUTTING SPEED - Vc m/min					ap mm	ap mini mm	ap maxi mm	Fz mm/tr	Fz mini mm/tr	Fz maxi mm/tr
		P	M	K	N	S						
WNMG 080408-MR GCMP25	867315	100-**150**-240	70-**100**-180	o	o	-	**2,50**	0,50	4,00	**0,30**	0,15	0,50
WNMG 080404-MF GCMP25	867316	130-**180**-290	100-**130**-240	o	o	-	**0,60**	0,10	2,00	**0,15**	0,05	0,30
WNMG 080408-ST GCK20	867317	-	-	100-**160**-240	-	-	**2,50**	0,20	5,00	**0,35**	0,15	0,50
WNMG 080404-ST GCK20	867318	-	-	130-**190**-290	-	-	**2,50**	0,20	5,00	**0,22**	0,15	0,30
WNMG 080408-SS GCMS20	867319	-	100-**120**-240	-	o	30-**80**-150	**2,50**	0,50	4,00	**0,25**	0,12	0,45
WNMG 080404-SF GCMS20	867320	-	120-**150**-240	-	o	30-**80**-150	**0,15**	0,10	1,50	**0,15**	0,06	0,30
(100-**150**-240) Speed range in bold = ideal				(o) May be suitable			(-) Not suitable					

INTERNAL BORING BAR 95°
PWLNR/L - 08

CUTLINE

95°

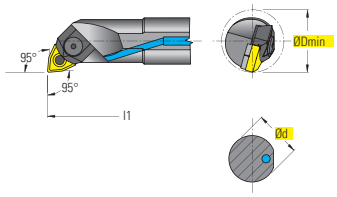



Type	Type of assembly	Tool tip	Ø D min	l1	Ø d	Ref.
A25 PWLNR 08	Right	WNMG...0804	25	125	20	847309
A25 PWLNL 08	Left	WNMG...0804	25	125	20	847310
A32 PWLNR 08	Right	WNMG...0804	40	170	32	847311
A32 PWLNL 08	Left	WNMG...0804	40	170	32	847312

Type	LEVER	AXIS LEVER - ALC	AXIS LEVER - ALB	CLAMPING WRENCH TOOL TIP	PART	PIN
A... PWLNR/L	847301	847314	847303	847305	844601	847307

WNMG 0804...
TURNING INSERT

CUTLINE

P M K S

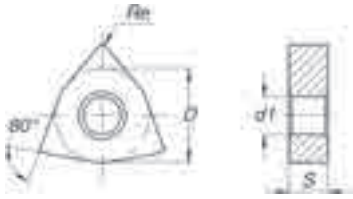



WNMG-MR | WNMG-MF | WNMG-SS | WNMG-SF | WNMG-ST

Name	Inscribed circle (D)	Thickness (S)	Screw passage (d1)	Tool tip radius (Re)		Ref.
WNMG 080408-MR GCMP25	9.525	4.76	3.81	0.8	10	867315
WNMG 080404-MF GCMP25	9.525	4.76	3.81	0.4	10	867316
WNMG 080408-ST GCK20	9.525	4.76	3.81	0.8	10	867317
WNMG 080404-ST GCK20	9.525	4.76	3.81	0.4	10	867318
WNMG 080408-SS GCMS20	9.525	4.76	3.81	0.8	10	867319
WNMG 080404-SF GCMS20	9.525	4.76	3.81	0.4	10	867320

Name	Ref.	CUTTING SPEED - Vc m/min					ap mm	ap mini mm	ap maxi mm	Fz mm/tr	Fz mini mm/tr	Fz maxi mm/tr
		P	M	K	N	S						
WNMG 080408-MR GCMP25	867315	100-**150**-240	70-**100**-180	o	o	-	**2,50**	0,50	4,00	**0,30**	0,15	0,50
WNMG 080404-MF GCMP25	867316	130-**180**-290	100-**130**-240	o	o	-	**0,60**	0,10	2,00	**0,15**	0,05	0,30
WNMG 080408-ST GCK20	867317	-	-	100-**160**-240	-	-	**2,50**	0,20	5,00	**0,35**	0,15	0,50
WNMG 080404-ST GCK20	867318	-	-	130-**190**-290	-	-	**2,50**	0,20	5,00	**0,22**	0,15	0,30
WNMG 080408-SS GCMS20	867319	-	100-**120**-240	-	o	30-**80**-150	**2,50**	0,50	4,00	**0,25**	0,12	0,45
WNMG 080404-SF GCMS20	867320	-	120-**150**-240	-	o	30-**80**-150	**0,15**	0,10	1,50	**0,15**	0,06	0,30
(100-**150**-240) Speed range in bold = ideal				(o) May be suitable			(-) Not suitable					

CUTLINE

INTERNAL BORING BAR 95°
MWLNR/L - 06



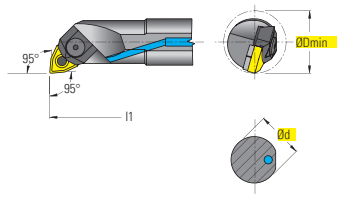

Type	Type of assembly	Tool tip	Ø D min	l1	Ø d	Ref.
A20Q MWLNR 06	Right	WNMG 0604...	25	180	20	832766
A20Q MWLNL 06	Left	WNMG 0604...	25	180	20	832767
A25R MWLNR 06	Right	WNMG 0604...	32	200	25	832768
A25R MWLNL 06	Left	WNMG 0604...	32	200	25	832769
A32S MWLNR 06	Right	WNMG 0604...	40	250	32	832770
A32S MWLNL 06	Left	WNMG 0604...	40	250	32	832771

Type	FLANGE KIT	CLAMPING WRENCH TOOL TIP	PART	SPARE PART AAC	SPARE PART AAD
A20Q MWLNR/L A25R MWLNR/L A32S MWLNR/L	832764	832706	832762	832760	833278

CUTLINE

WNMG 0604...
TURNING INSERT

P M K S

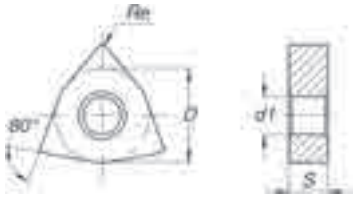



WNMG-MR WNMG-MF WNMG-SS WNMG-SF

Name	Inscribed circle (D)	Thickness (S)	Screw passage (d1)	Tool tip radius (Re)		Ref.
WNMG 060408-MR GCMPK25	9.525	4.76	3.81	0.8	10	867310
WNMG 060404-MF GCMPK25	9.525	4.76	3.81	0.4	10	867311
WNMG 060408-SS GCMS20	9.525	4.76	3.81	0.8	10	867312
WNMG 060404-SF GCMS20	9.525	4.76	3.81	0.4	10	867313

Name	Ref.	CUTTING SPEED - Vc m/min					ap mm	ap mini mm	ap maxi mm	Fz mm/tr	Fz mini mm/tr	Fz maxi mm/tr
		P	M	K	N	S						
WNMG 060408-MR GCMPK25	867310	100-**150**-240	70-**100**-180	100-**160**-240	o	-	**2,00**	0,50	3,00	**0,30**	0,15	0,50
WNMG 060404-MF GCMPK25	867311	130-**180**-290	100-**130**-240	130-**190**-290	o	-	**0,40**	0,10	1,50	**0,15**	0,05	0,30
WNMG 060408-SS GCMS20	867312	-	100-**120**-240	-	o	30-**80**-150	**2,00**	0,50	3,00	**0,25**	0,12	0,45
WNMG 060404-SF GCMS20	867313	-	120-**150**-240	-	o	30-**80**-150	**0,15**	0,10	1,50	**0,15**	0,06	0,30
(100-**150**-240) Speed range in bold = ideal				(o) May be suitable			(-) Not suitable					

INTERNAL BORING BAR 95°
MWLNR/L - 08

CUTLINE

95°



Type	Type of assembly	Tool tip	Ø D min	l1	Ø d	Ref.
A25R MWLNR 08	Right	WNMG 0804...	32	200	25	844641
A25R MWLNL 08	Left	WNMG 0804...	32	200	25	844642
A32S MWLNR 08	Right	WNMG 0804...	40	250	32	844643
A32S MWLNL 08	Left	WNMG 0804...	40	250	32	844644

Type	FLANGE KIT	CLAMPING WRENCH TOOL TIP	PART	SPARE PART AAE	SPARE PART AAF	SCREWS
A... MWLNR/L	844605	832780	844601	844607	844611	844609

WNMG 0804...
TURNING INSERT

CUTLINE

P **M** **K** **S**

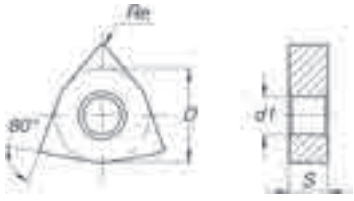



WNMG-MR WNMG-MF WNMG-SS WNMG-SF WNMG-ST

Name	Inscribed circle (D)	Thickness (S)	Screw passage (d1)	Tool tip radius (Re)		Ref.
WNMG 080408-MR GCMP25	9.525	4.76	3.81	0.8	10	867315
WNMG 080404-MF GCMP25	9.525	4.76	3.81	0.4	10	867316
WNMG 080408-ST GCK20	9.525	4.76	3.81	0.8	10	867317
WNMG 080404-ST GCK20	9.525	4.76	3.81	0.4	10	867318
WNMG 080408-SS GCMS20	9.525	4.76	3.81	0.8	10	867319
WNMG 080404-SF GCMS20	9.525	4.76	3.81	0.4	10	867320

Name	Ref.	CUTTING SPEED - Vc m/min					ap mm	ap mini mm	ap maxi mm	Fz mm/tr	Fz mini mm/tr	Fz maxi mm/tr
		P	M	K	N	S						
WNMG 080408-MR GCMP25	867315	100-**150**-240	70-**100**-180	o	o	-	**2,50**	0,50	4,00	**0,30**	0,15	0,50
WNMG 080404-MF GCMP25	867316	130-**180**-290	100-**130**-240	o	o	-	**0,60**	0,10	2,00	**0,15**	0,05	0,30
WNMG 080408-ST GCK20	867317	-	-	100-**160**-240	-	-	**2,50**	0,20	5,00	**0,35**	0,15	0,50
WNMG 080404-ST GCK20	867318	-	-	130-**190**-290	-	-	**2,50**	0,20	5,00	**0,22**	0,15	0,30
WNMG 080408-SS GCMS20	867319	-	100-**120**-240	-	o	30-**80**-150	**2,50**	0,50	4,00	**0,25**	0,12	0,45
WNMG 080404-SF GCMS20	867320	-	120-**150**-240	-	o	30-**80**-150	**0,15**	0,10	1,50	**0,15**	0,06	0,30
(100-**150**-240) Speed range in bold = ideal				(o) May be suitable			(-) Not suitable					

CUTLINE

INTERNAL BORING BAR 95° SCLCR/L



95°

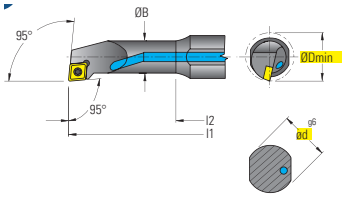

Type	Type of assembly	Tool tip	Ø D min	l1	Ø d	l2	Ø B	Ref.
A0810 SCLCR 06	Right	CC...0602	10.5	110	10	26	8	832753
A0810 SCLCL 06	Left	CC...0602	10.5	110	10	26	8	832754
A1012 SCLCR 06	Right	CC...0602	12.5	125	12	32	10	832755
A1012 SCLCL 06	Left	CC...0602	12.5	125	12	32	10	832756
A1216 SCLCR 06	Right	CC...0602	15.5	150	16	40	12	855312
A1216 SCLCL 06	Left	CC...0602	15.5	150	16	40	12	855313
A16 SCLCR 09	Right	CC...09T3	20	150	16	-	-	832757
A16 SCLCL 09	Left	CC...09T3	20	150	16	-	-	832758

Type	CLAMPING SCREW TOOL TIP VSP2
A20 SDUCR/L	832704

CUTLINE

INTERNAL CARBIDE BORING BAR 95° SCLCR/L - 06



95° CARBURE



Type	Type of assembly	Tool tip	Ø D min	Ø d	l1	Ref.
E08 SCLCR 06	Right	CC...0602	11	8	125	855321
E08 SCLCL 06	Left	CC...0602	11	8	125	855324
E10 SCLCR 06	Right	CC...0602	13	10	125	855322
E10 SCLCL 06	Left	CC...0602	13	10	125	855325
E12 SCLCR 06	Right	CC...0602	16	12	150	855323
E12 SCLCL 06	Left	CC...0602	16	12	150	855326

Type	CLAMPING SCREW TOOL TIP	CLAMPING WRENCH TOOL TIP	Ref.
E10 SDUCR/L **E12 SDUCR/L**	832734		832734
E10 SDUCR/L **E12 SDUCR/L**		832732	832732832732

SET OF 3 BORING BARS INT 95°

95°

Type	Type of assembly	Tool tip	Tool 1	Tool 2	Tool 3	Ref.
A0812 SCLCR 06	Right	CC...0602	A0810	A1012	A1216	855315
A0812 SCLCL 06	Left	CC...0602	A0810	A1012	A1216	855316



CUTLINE

CCMT & CCGT TURNING INSERT

P M K N S

CUTLINE

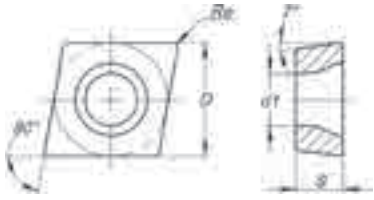



CCMT-MP



CCMT-FP



CCMT-FK



CCMT-MM



CCMT-FM



CCGT-LN

Name	Inscribed circle (D)	Thickness (S)	Screw passage (d1)	Tool tip radius (Re)		Ref.
CCMT 09T308-MP GCMP20	9.525	3.97	4.4	0.8	10	867322
CCMT 09T304-FP GCMP20	9.525	3.97	4.4	0.4	10	867323
CCMT 09T308-MK GCK20	9.525	3.97	4.4	0.8	10	867324
CCMT 09T304-FK GCK05	9.525	3.97	4.4	0.4	10	867325
CCMT 09T308-MM GCMS20	9.525	3.97	4.4	0.8	10	867326
CCMT 09T304-FM GCMS20	9.525	3.97	4.4	0.4	10	867327
CCMT 060208-MP GCMP25	6.35	2.38	2.8	0.8	10	867328
CCMT 060204-FP GCMP20	6.35	2.38	2.8	0.4	10	867329
CCMT 060202-FP GCMP25	6.35	2.38	2.8	0.2	10	867330
CCMT 060208-MK GCK20	6.35	2.38	2.8	0.8	10	867331
CCMT 060204-FK GCK05	6.35	2.38	2.8	0.4	10	867332
CCMT 060202-FK GCK05	6.35	2.38	2.8	0.2	10	867333
CCMT 060208-MM GCMS35	6.35	2.38	2.8	0.8	10	867334
CCMT 060204-FM GCMS20	6.35	2.38	2.8	0.4	10	867335
CCMT 060202-FM GCMS20	6.35	2.38	2.8	0.2	10	867336
CCGT 09T308-LN GCN10	9.525	3.97	4.4	0.8	10	867338
CCGT 09T304-LN GCN10	9.525	3.97	4.4	0.4	10	867339
CCGT 09T302-LN GCN10	9.525	3.97	4.4	0.2	10	867340
CCGT 060204-LN GCN10	9.525	3.97	4.4	0.4	10	867341
CCGT 060202-LN GCN10	9.525	3.97	4.4	0.2	10	867342

Name	Ref.	CUTTING SPEED - Vc m/min					ap mm	ap mini mm	ap maxi mm	Fz mm/tr	Fz mini mm/tr	Fz maxi mm/tr
		P	M	K	N	S						
CCMT 09T308-MP GCMP20	867322	100-**140**-220	70-**100**-180	o	o	-	**0,80**	0,50	3,00	**0,20**	0,10	0,40
CCMT 09T304-FP GCMP20	867323	100-**150**-220	100-**120**-200	o	o	-	**0,35**	0,11	2,00	**0,11**	0,06	0,23
CCMT 09T308-MK GCK20	867324	-	-	100-**160**-240	-	-	**0,80**	0,50	3,00	**0,20**	0,10	0,40
CCMT 09T304-FK GCK05	867325	-	-	130-**190**-290	-	-	**0,35**	0,11	2,00	**0,11**	0,06	0,23
CCMT 09T308-MM GCMS20	867326	-	80-**100**-180	-	o	30-**70**-150	**0,80**	0,50	3,00	**0,20**	0,10	0,40
CCMT 09T304-FM GCMS20	867327	-	100-**120**-200	-	o	30-**70**-150	**0,35**	0,11	2,00	**0,11**	0,06	0,23
CCMT 060208-MP GCMP25	867328	100-**140**-220	70-**100**-180	o	o	-	**0,64**	0,20	2,40	**0,11**	0,06	0,17
CCMT 060204-FP GCMP20	867329	100-**150**-220	100-**120**-200	o	o	-	**0,30**	0,10	1,70	**0,08**	0,05	0,17
CCMT 060202-FP GCMP25	867330	100-**150**-220	100-**120**-200	o	o	-	**0,30**	0,06	1,70	**0,06**	0,03	0,11
CCMT 060208-MK GCK20	867331	-	-	100-**160**-240	-	-	**0,64**	0,40	2,40	**0,18**	0,08	0,35
CCMT 060204-FK GCK05	867332	-	-	130-**190**-290	-	-	**0,30**	0,10	1,70	**0,08**	0,05	0,17
CCMT 060202-FK GCK05	867333	-	-	130-**190**-290	-	-	**0,30**	0,06	1,70	**0,06**	0,03	0,11
CCMT 060208-MM GCMS35	867334	-	80-**100**-180	-	o	30-**70**-150	**0,64**	0,40	2,40	**0,18**	0,08	0,35
CCMT 060204-FM GCMS20	867335	-	100-**120**-200	-	o	30-**70**-150	**0,30**	0,10	1,70	**0,08**	0,05	0,17
CCMT 060202-FM GCMS20	867336	-	100-**120**-200	-	o	30-**70**-150	**0,30**	0,06	1,70	**0,06**	0,03	0,11
CCGT 09T308-LN GCN10	867338	-	-	-	400-**520**-800	-	**2,55**	0,10	5,00	**0,22**	0,15	0,45
CCGT 09T304-LN GCN10	867339	-	-	-	400-**520**-800	-	**2,55**	0,10	5,00	**0,16**	0,10	0,22
CCGT 09T302-LN GCN10	867340	-	-	-	400-**520**-800	-	**1,53**	0,05	3,00	**0,07**	0,05	0,12
CCGT 060204-LN GCN10	867341	-	-	-	400-**520**-800	-	**1,55**	0,10	3,00	**0,15**	0,10	0,20
CCGT 060202-LN GCN10	867342	-	-	-	400-**520**-800	-	**1,00**	0,05	3,00	**0,07**	0,05	0,12
(100-**140**-220) Speed range in bold = ideal				(o) May be suitable			(-) Not suitable					

CUTLINE

INTERNAL BORING BAR 93° SDUCR/L



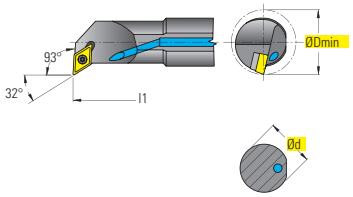

Type	Type of assembly	Tool tip	Ø D min	Ø d	l1	Ref.
A10 SDUCR 07	Right	DC…0702	13	10	100	832738
A10 SDUCL 07	Left	DC…0702	13	10	100	832739
A12 SDUCR 07	Right	DC…0702	16	12	125	832740
A12 SDUCL 07	Left	DC…0702	16	12	125	832741
A16 SDUCR 07	Right	DC…0702	20	16	150	832742
A16 SDUCL 07	Left	DC…0702	20	16	150	832743
A20 SDUCR 11	Right	DC…11T3	25	20	180	832744
A20 SDUCL 11	Left	DC…11T3	25	20	180	832745
A25 SDUCR 11	Right	DC…11T3	32	25	200	832746
A25 SDUCL 11	Left	DC…11T3	32	25	200	832747

Type	CLAMPING SCREW TOOL TIP VSP9	CLAMPING WRENCH TOOL TIP CSP9	CLAMPING SCREW TOOL TIP VSP2	CLAMPING WRENCH TOOL TIP CSP1	CLAMPING SCREW TOOL TIP VSP10
A10 SDUCR/L A12 SDUCR/L A16 SDUCR/L	832734	832732			
A20 SDUCR/L A25 SDUCR/L			832704	832712	
A25 SDUCR/L				832712	832736

CUTLINE

INTERNAL BORING BAR CARBIDE 93° SDUCR/L



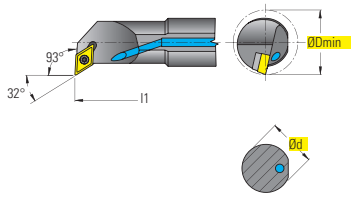

Type	Type of assembly	Tool tip	Ø D min	Ø d	l1	Ref.
E10 SDUCR 07	Right	DC…0702	12	10	125	855328
E10 SDUCL 07	Left	DC…0702	12	10	125	855330
E12 SDUCR 07	Right	DC…0702	16	12	150	855329
E12 SDUCL 07	Left	DC…0702	16	12	150	855331

Type	CLAMPING SCREW	CLAMPING WRENCH TOOL TIP
E10 SDUCR/L E12 SDUCR/L	832734	832732

SET 2 BORING BARS INT 93°

93°

Type	Type of assembly	Tool tip	Tool 1	Tool 2	Ref.
A10 SDUCR 07	Right	DC...0702	A10	A12	855318
A10 SDUCL 07	Left	DC...0702	A10	A12	855319



CUTLINE

DCMT & DCGT TURNING INSERT

P **M** **K** **N** **S**

CUTLINE

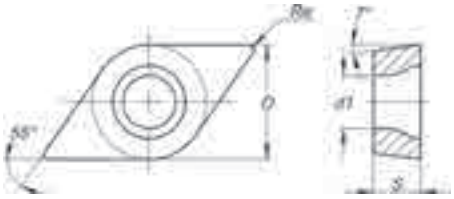



DCMT-FP



DCMT-FM



DCMT-FK



DCGT-LN

Name	Inscribed circle (D)	Thickness (S)	Screw passage (d1)	Tool tip radius (Re)		Ref.
DCMT 070204-FP GCMP25	6.35	2.38	2.8	0.4	10	867344
DCMT 070202-FP GCMP25	6.35	2.38	2.8	0.2	10	867345
DCMT 070204-FM GCMS25	6.35	2.38	2.8	0.4	10	867346
DCMT 070202-FM GCMS25	6.35	2.38	2.8	0.2	10	867347
DCMT 070204-FK GCK05	6.35	2.38	2.8	0.4	10	867348
DCMT 070202-FK GCK05	6.35	2.38	2.8	0.2	10	867349
DCMT 11T304-FP GCMP25	9.525	3.97	4.4	0.4	10	867350
DCMT 11T302-FP GCMP25	9.525	3.97	4.4	0.2	10	867351
DCMT 11T304-FM GCMS20	9.525	3.97	4.4	0.4	10	867352
DCMT 11T302-FM GCMS20	9.525	3.97	4.4	0.2	10	867353
DCMT 11T304-FK GCK05	9.525	3.97	4.4	0.4	10	867354
DCMT 11T302-FK GCK05	9.525	3.97	4.4	0.2	10	867355
DCGT 070204-LN GCN10	6.35	2.38	2.8	0.4	10	867357
DCGT 070202-LN GCN10	6.35	2.38	2.8	0.2	10	867358
DCGT 11T304-LN GCN10	9.525	3.97	4.4	0.4	10	867359
DCGT 11T302-LN GCN10	9.525	3.97	4.4	0.2	10	867360

Name	Ref.	CUTTING SPEED - Vc m/min					ap mm	ap mini mm	ap maxi mm	Fz mm/tr	Fz mini mm/tr	Fz maxi mm/tr
		P	M	K	N	S						
DCMT 070204-FP GCMP25	867344	100-**140**-220	70-**100**-180	o	o	-	**0,26**	0,08	1,50	**0,08**	0,05	0,17
DCMT 070202-FP GCMP25	867345	100-**150**-220	100-**120**-200	o	o	-	**0,26**	0,06	1,50	**0,06**	0,03	0,11
DCMT 070204-FM GCMS25	867346	-	80-**100**-180	-	o	30-**70**-150	**0,26**	0,08	1,50	**0,08**	0,05	0,17
DCMT 070202-FM GCMS25	867347	-	100-**120**-200	-	o	30-**70**-150	**0,26**	0,06	1,50	**0,06**	0,03	0,11
DCMT 070204-FK GCK05	867348	-	-	100-**160**-240	-	-	**0,26**	0,08	1,50	**0,08**	0,05	0,17
DCMT 070202-FK GCK05	867349	-	-	130-**190**-290	-	-	**0,26**	0,06	1,50	**0,06**	0,03	0,11
DCMT 11T304-FP GCMP25	867350	100-**140**-220	70-**100**-180	o	o	-	**0,35**	0,11	2,00	**0,11**	0,06	0,23
DCMT 11T302-FP GCMP25	867351	100-**150**-220	100-**120**-200	o	o	-	**0,35**	0,08	2,00	**0,08**	0,04	0,15
DCMT 11T304-FM GCMS20	867352	-	80-**100**-180	-	o	30-**70**-150	**0,35**	0,11	2,00	**0,11**	0,06	0,23
DCMT 11T302-FM GCMS20	867353	-	100-**120**-200	-	-	30-**70**-150	**0,35**	0,08	2,00	**0,08**	0,04	0,15
DCMT 11T304-FK GCK05	867354	-	-	130-**190**-290	-	-	**0,35**	0,11	2,00	**0,11**	0,06	0,23
DCMT 11T302-FK GCK05	867355	-	-	130-**190**-290	-	-	**0,35**	0,08	2,00	**0,08**	0,04	0,15
DCGT 070204-LN GCN10	867357	-	-	-	400-**520**-800	-	**2,05**	0,10	4,00	**0,15**	0,10	0,20
DCGT 070202-LN GCN10	867358	-	-	-	400-**520**-800	-	**1,00**	0,05	3,00	**0,07**	0,05	0,12
DCGT 11T304-LN GCN10	867359	-	-	-	400-**520**-800	-	**2,55**	0,10	5,00	**0,16**	0,10	0,22
DCGT 11T302-LN GCN10	867360	-	-	-	400-**520**-800	-	**2,03**	0,05	4,00	**0,07**	0,05	0,12
(100-**140**-220) Speed range in bold = ideal				(o) May be suitable			(-) Not suitable					

CUTLINE

EXTERNAL THREADING TOOL HOLDER FEGR



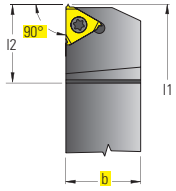

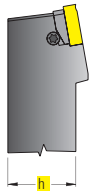

Type	Type of assembly	Tool tip	WXH	l1	l2	Ref.
FEGR 2020 16	Right	16ER...	20x20	125	27	832658
FEGR 2525 16	Right	16ER...	25X25	150	29	832660

Type	PART	SPARE SCREW	CLAMPING SCREW TOOL TIP VSP3	CLAMPING WRENCH TOOL TIP CSP2
FEGR	832825	832821	832819	832706

CUTLINE





CT16ER-GCU

EXTERNAL THREADING INSERT 16 ER...

P M K N S

Name	Thread (mm)	Angle	Inscribed circle (IC)	Thickness (S)		Ref.
CT16 ER 0.50 ISO GCU20	0.5	60°	9.525	3.47	2	867362
CT16 ER 0.75 ISO GCU20	0.75	60°	9.525	3.47	2	867363
CT16 ER 1.00 ISO GCU20	1	60°	9.525	3.47	2	867364
CT16 ER 1.25 ISO GCU20	1.25	60°	9.525	3.47	2	867365
CT16 ER 1.50 ISO GCU20	1.5	60°	9.525	3.47	2	867366
CT16 ER 1.75 ISO GCU20	1.75	60°	9.525	3.47	2	867367
CT16 ER 2.00 ISO GCU20	2	60°	9.525	3.47	2	867368
CT16 ER 2.50 ISO GCU20	2.5	60°	9.525	3.47	2	867369
CT16 ER 3.00 ISO GCU20	3	60°	9.525	3.47	2	867370
CT16 ER A60 GCU20	0,50-1,50	60°	9.525	3.47	2	867372
CT16 ER G60 GCU20	1,75-3,00	60°	9.525	3.47	2	867373
CT16 ER AG60 GCU20	0,50-3,00	60°	9.525	3.47	2	867374
CT16 ER A55 GCU20	0,50-1,50	55°	9.525	3.47	2	867376
CT16 ER G55 GCU20	1,75-3,00	55°	9.525	3.47	2	867377
CT16 ER AG55 GCU20	0,50-3,00	55°	9.525	3.47	2	867378

Name	Ref.	CUTTING SPEED - Vc m/min					Number of cuts
		P	M	K	N	S	
CT16 ER 0,50 ISO GCU20	867362	80-**140**-200	50-**80**-140	70-**120**-150	100-**240**-400	20-**70**-150	**4 à 6**
CT16 ER 0,75 ISO GCU20	867363	80-**140**-200	50-**80**-140	70-**120**-150	100-**240**-400	20-**70**-150	**4 à 7**
CT16 ER 1,00 ISO GCU20	867364	80-**140**-200	50-**80**-140	70-**120**-150	100-**240**-400	20-**70**-150	**4 à 8**
CT16 ER 1,25 ISO GCU20	867365	80-**140**-200	50-**80**-140	70-**120**-150	100-**240**-400	20-**70**-150	**5 à 9**
CT16 ER 1,50 ISO GCU20	867366	80-**140**-200	50-**80**-140	70-**120**-150	100-**240**-400	20-**70**-150	**6 à 10**
CT16 ER 1,75 ISO GCU20	867367	80-**140**-200	50-**80**-140	70-**120**-150	100-**240**-400	20-**70**-150	**7 à 12**
CT16 ER 2,00 ISO GCU20	867368	80-**140**-200	50-**80**-140	70-**120**-150	100-**240**-400	20-**70**-150	**7 à 12**
CT16 ER 2,50 ISO GCU20	867369	80-**140**-200	50-**80**-140	70-**120**-150	100-**240**-400	20-**70**-150	**8 à 14**
CT16 ER 3,00 ISO GCU20	867370	80-**140**-200	50-**80**-140	70-**120**-150	100-**240**-400	20-**70**-150	**9 à 16**
CT16 ER A60 GCU20	867372	80-**140**-200	50-**80**-140	70-**120**-150	100-**240**-400	20-**70**-150	**4 à 10**
CT16 ER G60 GCU20	867373	80-**140**-200	50-**80**-140	70-**120**-150	100-**240**-400	20-**70**-150	**6 à 16**
CT16 ER AG60 GCU20	867374	80-**140**-200	50-**80**-140	70-**120**-150	100-**240**-400	20-**70**-150	**4 à 16**
CT16 ER A55 GCU20	867376	80-**140**-200	50-**80**-140	70-**120**-150	100-**240**-400	20-**70**-150	**4 à 10**
CT16 ER G55 GCU20	867377	80-**140**-200	50-**80**-140	70-**120**-150	100-**240**-400	20-**70**-150	**6 à 16**
CT16 ER AG55 GCU20	867378	80-**140**-200	50-**80**-140	70-**120**-150	100-**240**-400	20-**70**-150	**4 à 16**

(80-**140**-200) Speed range in bold = ideal

INTERNAL THREADING TOOL HOLDER FIG..R

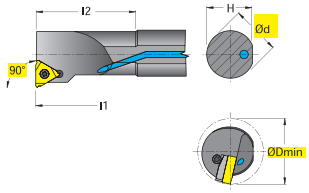



Type	Type of assembly	Tool tip	l1	Ø d	Ø D min	l2	Ref.
FIG16R 16	Right	16NR...	150	16	19	40	832667
FIG20R 16	Right	16NR...	180	20	24	50	832669
FIG25R 16	Right	16NR...	200	25	29	55	832671

Type	PART	SPARE SCREW	CLAMPING SCREW TOOL TIP VSP3	CLAMPING WRENCH TOOL TIP CSP2	CLAMPING WRENCH TOOL TIP CSP3	CLAMPING SCREW TOOL TIP VSP1
FIG 20R FIG 25R	832823	832821	832819	832706		
FIG 16R					832712	832817

INTERNAL THREADING INSERT 16 IR...

P **M** **K** **N** **S**





CT16IR-GCU

Name	Thread (mm)	Angle	Inscribed circle (IC)	Thickness (S)		Ref.
CT16 IR 0.50 ISO GCU20	0.5	60°	9.525	3.47	2	867380
CT16 IR 0.75 ISO GCU20	0.75	60°	9.525	3.47	2	867381
CT16 IR 1.00 ISO GCU20	1	60°	9.525	3.47	2	867382
CT16 IR 1.25 ISO GCU20	1.25	60°	9.525	3.47	2	867383
CT16 IR 1.50 ISO GCU20	1.5	60°	9.525	3.47	2	867384
CT16 IR 1.75 ISO GCU20	1.75	60°	9.525	3.47	2	867385
CT16 IR 2.00 ISO GCU20	2	60°	9.525	3.47	2	867386
CT16 IR 2.50 ISO GCU20	2.5	60°	9.525	3.47	2	867387
CT16 IR 3.00 ISO GCU20	3	60°	9.525	3.47	2	867388
CT16 IR A60 GCU20	0,50-1,50	60°	9.525	3.47	2	867390
CT16 IR G60 GCU20	1,75-3,00	60°	9.525	3.47	2	867391
CT16 IR AG60 GCU20	0,50-3,00	60°	9.525	3.47	2	867392
CT16 IR A55 GCU20	0,50-1,50	55°	9.525	3.47	2	867394
CT16 IR G55 GCU20	1,75-3,00	55°	9.525	3.47	2	867395
CT16 IR AG55 GCU20	0,50-3,00	55°	9.525	3.47	2	867396

Name	Ref.	CUTTING SPEED - Vc m/min					Number of cuts
		P	M	K	N	S	
CT16 IR 0,50 ISO GCU20	867380	80-**140**-200	50-**80**-140	70-**120**-150	100-**240**-400	20-**70**-150	**4 à 6**
CT16 IR 0,75 ISO GCU20	867381	80-**140**-200	50-**80**-140	70-**120**-150	100-**240**-400	20-**70**-150	**4 à 7**
CT16 IR 1,00 ISO GCU20	867382	80-**140**-200	50-**80**-140	70-**120**-150	100-**240**-400	20-**70**-150	**4 à 8**
CT16 IR 1,25 ISO GCU20	867383	80-**140**-200	50-**80**-140	70-**120**-150	100-**240**-400	20-**70**-150	**5 à 9**
CT16 IR 1,50 ISO GCU20	867384	80-**140**-200	50-**80**-140	70-**120**-150	100-**240**-400	20-**70**-150	**6 à 10**
CT16 IR 1,75 ISO GCU20	867385	80-**140**-200	50-**80**-140	70-**120**-150	100-**240**-400	20-**70**-150	**7 à 12**
CT16 IR 2,00 ISO GCU20	867386	80-**140**-200	50-**80**-140	70-**120**-150	100-**240**-400	20-**70**-150	**7 à 12**
CT16 IR 2,50 ISO GCU20	867387	80-**140**-200	50-**80**-140	70-**120**-150	100-**240**-400	20-**70**-150	**8 à 14**
CT16 IR 3,00 ISO GCU20	867388	80-**140**-200	50-**80**-140	70-**120**-150	100-**240**-400	20-**70**-150	**9 à 16**
CT16 IR A60 GCU20	867390	80-**140**-200	50-**80**-140	70-**120**-150	100-**240**-400	20-**70**-150	**4 à 10**
CT16 IR G60 GCU20	867391	80-**140**-200	50-**80**-140	70-**120**-150	100-**240**-400	20-**70**-150	**6 à 16**
CT16 IR AG60 GCU20	867392	80-**140**-200	50-**80**-140	70-**120**-150	100-**240**-400	20-**70**-150	**4 à 16**
CT16 IR A55 GCU20	867394	80-**140**-200	50-**80**-140	70-**120**-150	100-**240**-400	20-**70**-150	**4 à 10**
CT16 IR G55 GCU20	867395	80-**140**-200	50-**80**-140	70-**120**-150	100-**240**-400	20-**70**-150	**6 à 16**
CT16 IR AG55 GCU20	867396	80-**140**-200	50-**80**-140	70-**120**-150	100-**240**-400	20-**70**-150	**4 à 16**

(80-**140**-200) Speed range in bold = ideal

CUTLINE





CG16ER-GCU

EXTERNAL CIRCLIP GROOVE INSERT 16 ER...

P M K N S

Name	Groove width (mm)	Groove depths (mm)	Inscribed circle (IC)	Thickness (S)		Ref.
CG16 ER W 0.50 GCU20	0.5	1.2	9.525	3.47	2	867398
CG16 ER W 1.00 GCU20	1	1.5	9.525	3.47	2	867400
CG16 ER W 1.20 GCU20	1.2	1.8	9.525	3.47	2	867401
CG16 ER W 1.40 GCU20	1.4	1.9	9.525	3.47	2	867402
CG16 ER W 1.70 GCU20	1.7	2	9.525	3.47	2	867404
CG16 ER W 1.95 GCU20	1.95	2	9.525	3.47	2	867405
CG16 ER W 2.25 GCU20	2.25	2	9.525	3.47	2	867406
CG16 ER W 2.36 GCU20	2.36	2	9.525	3.47	2	867407

Name	Ref.	CUTTING SPEED - Vc m/min					Fz mm/tr	Fz mini mm/tr	Fz maxi mm/tr
		P	M	K	N	S			
CG16 ER W 0.50 GCU20	867398	50-**80**-120	50-**80**-140	70-**110**-150	o	o	**0,08**	0,04	0,25
CG16 ER W 1.00 GCU20	867400	50-**80**-120	50-**80**-140	70-**110**-150	o	o	**0,08**	0,04	0,25
CG16 ER W 1.20 GCU20	867401	50-**80**-120	50-**80**-140	70-**110**-150	o	o	**0,08**	0,04	0,25
CG16 ER W 1.40 GCU20	867402	50-**80**-120	50-**80**-140	70-**110**-150	o	o	**0,08**	0,04	0,25
CG16 ER W 1.70 GCU20	867404	50-**80**-120	50-**80**-140	70-**110**-150	o	o	**0,08**	0,04	0,25
CG16 ER W 1.95 GCU20	867405	50-**80**-120	50-**80**-140	70-**110**-150	o	o	**0,08**	0,04	0,25
CG16 ER W 2.25 GCU20	867406	50-**80**-120	50-**80**-140	70-**110**-150	o	o	**0,08**	0,04	0,25
CG16 ER W 2.36 GCU20	867407	50-**80**-120	50-**80**-140	70-**110**-150	o	o	**0,08**	0,04	0,25
(55-**80**-120) Speed range in bold = ideal				(o) May be suitable			(-) Not suitable		

CUTLINE





CG16IR-GCU

INTERNAL CIRCLIP GROOVE INSERT 16 IR...

P M K N S

Name	Groove width (mm)	Groove depths (mm)	Inscribed circle (IC)	Thickness (S)		Ref.
CG16 IR W 0.50 GCU20	0.5	1.2	9.525	3.47	2	867408
CG16 IR W 1.00 GCU20	1	1.5	9.525	3.47	2	867409
CG16 IR W 1.20 GCU20	1.2	1.8	9.525	3.47	2	867410
CG16 IR W 1.40 GCU20	1.4	1.9	9.525	3.47	2	867411
CG16 IR W 1.70 GCU20	1.7	2	9.525	3.47	2	867412
CG16 IR W 1.95 GCU20	1.95	2	9.525	3.47	2	867413
CG16 IR W 2.25 GCU20	2.25	2	9.525	3.47	2	867414

Name	Ref.	CUTTING SPEED - Vc m/min					Fz mm/tr	Fz mini mm/tr	Fz maxi mm/tr
		P	M	K	N	S			
CG16 IR W 0.50 GCU20	867408	50-**80**-120	50-**80**-140	70-**110**-150	o	o	**0,08**	0,04	0,25
CG16 IR W 1.00 GCU20	867409	50-**80**-120	50-**80**-140	70-**110**-150	o	o	**0,08**	0,04	0,25
CG16 IR W 1.20 GCU20	867410	50-**80**-120	50-**80**-140	70-**110**-150	o	o	**0,08**	0,04	0,25
CG16 IR W 1.40 GCU20	867411	50-**80**-120	50-**80**-140	70-**110**-150	o	o	**0,08**	0,04	0,25
CG16 IR W 1.70 GCU20	867412	50-**80**-120	50-**80**-140	70-**110**-150	o	o	**0,08**	0,04	0,25
CG16 IR W 1.95 GCU20	867413	50-**80**-120	50-**80**-140	70-**110**-150	o	o	**0,08**	0,04	0,25
CG16 IR W 2.25 GCU20	867414	50-**80**-120	50-**80**-140	70-**110**-150	o	o	**0,08**	0,04	0,25
(55-**80**-120) Speed range in bold = ideal				(o) May be suitable			(-) Not suitable		

GPLT PARTING BLADE BLOCK

CUTLINE







Name	Blade	Height H (mm)	Width B (mm)	Length L1 (mm)	Ref.
BLADE HOLDER GPLT 2620	LTGC-26	20	20	87	867426
BLADE HOLDER GPLT 3225	LTGC-32	25	25	110	867427

LTGC PARTING BLADE

CUTLINE







Name	Tool tip	Height A (mm)	Width W (mm)	Height H (mm)	Width B (mm)	Length L (mm)	Ref.
BLADE LTGC 3-26	GCMX-3	26	3	21.4	2.4	110	867419
BLADE LTGC 4-26	GCMX-4	26	4	21.4	3.2	110	867420
BLADE LTGC 3-32	GCMX-3	32	3	25	2.4	150	867421
BLADE LTGC 4-32	GCMX-4	32	4	25	3.2	150	867422

BLADE WRENCH - LTGC

CUTLINE

Ref.
867424



GCMX PARTING INSERT

CUTLINE

P M K N



GCMX-GCU

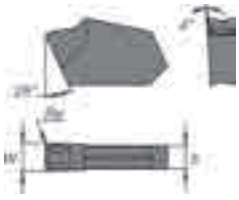

Name	Width W (mm)	Width b (mm)	Re Radius		Ref.
GCMX-3N GCU35	3.1	2.6	0.25	10	867416
GCMX-4N GCU35	4.1	3.5	0.25	10	867417

Name	Ref.	CUTTING SPEED - Vc m/min					Fz mm/tr	Fz mini mm/tr	Fz maxi mm/tr
		P	M	K	N	S			
GCMX-3N GCU35	867416	55-**90**-140	55-**90**-140	55-**90**-140	o	-	**0,15**	0,10	0,25
GCMX-4N GCU35	867417	55-**90**-140	55-**90**-140	55-**90**-140	o	-	**0,18**	0,10	0,30
(55-**90**-140) Speed range in bold = ideal				(o) May be suitable			(-) Not suitable		

CUTLINE



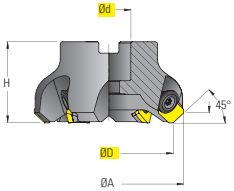

SHELL FACE MILL 45°
FRS45P

45°

Type	Tool tip	Ø D	Ø A	H	Number of teeth (z)	Ref.
FRS45 P063 12	SEKR 1203...	22	76	40	5	832622
FRS45 P080 12	SEKR 1203...	27	93	50	6	832623
FRS45 P100 12	SEKR 1203...	32	113	50	6	832624

Type	PART	SPARE SCREW	CLAMPING SCREW	CLAMPING WRENCH TOOL TIP	SPARE CLAMPING WRENCH
FRS45P	832698	832697	832696	832827	832695

CUTLINE



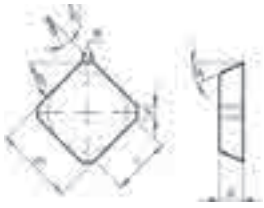

SEKN-AFSN

SEKR 1203...
POSITIVE MILLING INSERT

P M K N

Name	Inscribed circle (IC)	Thickness (S)	Width (W)	Radius (R)	Width (F)		Ref.
SEKR 1203 AFSN GCPK20	12.7	3.18	9.2	1.2	2.4	10	867432
SEKR 1203 AFSN GCMN40	12.7	3.18	9.2	1.2	2.4	10	867433

Name	Ref.	CUTTING SPEED - Vc m/min					Fz mm/tr	Fz mini mm/tr	Fz maxi mm/tr
		P	M	K	N	S			
SEKR 1203 AFSN GCPK20	867432	130-**150**-220	o	120-**180**-250	o	-	**0,12**	0,08	0,25
SEKR 1203 AFSN GCMN40	867433	o	70-**100**-140	o	400-**550**-800	-	**0,12**	0,08	0,25
(130-**150**-220) Speed range in bold = ideal				(o) May be suitable			(-) Not suitable		

SHELL FACE MILL 45°
FRS45SP

With watering

45° AD/B

CUTLINE



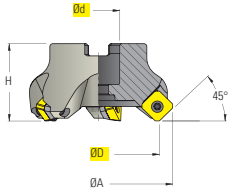

Type	Tool tip	Ø D	Ø A	H	Number of teeth (z)	Ref.
FRS45SP 050 13	SEHT 13T3...	22	63	40	4	832630
FRS45SP 063 13	SEHT 13T3...	22	76	40	5	832631
FRS45SP 080 13	SEHT 13T3...	27	93	50	6	832632
FRS45SP 100 13	SEHT 13T3...	32	113	50	6	832633

Type	PART	SPARE SCREW	CLAMPING SCREW TOOL TIP	CLAMPING WRENCH TOOL TIP
FRS45SP	832694	832702	832693	832700

SEHT 13T3...
POSITIVE MILLING INSERT

P M K N

CUTLINE



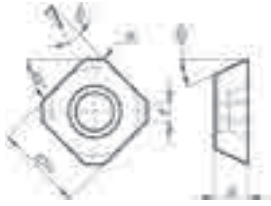

SEHT-AGSN

Name	Inscribed circle (IC)	Thickness (S)	Width (W)	Width (F)		Ref.
SEHT 13T3 AGSN GCPK20	13.35	3.97	10	2	10	867429
SEHT 13T3 AGSN GCMN40	13.35	3.97	10	2	10	867430

Name	Ref.	CUTTING SPEED - Vc m/min					Fz mm/tr	Fz mini mm/tr	Fz maxi mm/tr
		P	M	K	N	S			
SEHT 13T3 AGSN GCPK20	867429	130-**150**-220	o	120-**180**-250	o	-	**0,12**	0,08	0,25
SEHT 13T3 AGSN GCMN40	867430	o	70-**100**-140	o	400-**550**-800	-	**0,12**	0,08	0,25
(130-**150**-220) Speed range in bold = ideal				(o) May be suitable			(-) Not suitable		

CUTLINE

SHOULDER MILL 90°
FRSD90QC



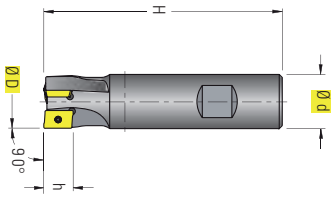

Type	Tool tip	Ø D	H	Number of teeth (z)	Shank	Ref.
FRSD90QC 016 10	APKT 1003…	16	85	2	Cylandrical Weldon	832639
FRSD90QC 020 10	APKT 1003…	20	90	3	Cylandrical Weldon	832640
FRSD90QC 025 10	APKT 1003…	25	95	4	Cylandrical Weldon	832641
FRSD90QC 032 10	APKT 1003…	25	95	5	Cylandrical Weldon	832642

Type	CLAMPING SCREW	CLAMPING WRENCH TOOL TIP
FRSD90QC	832692	832691

CUTLINE

APKT 10...
POSITIVE MILLING INSERT

P M K N

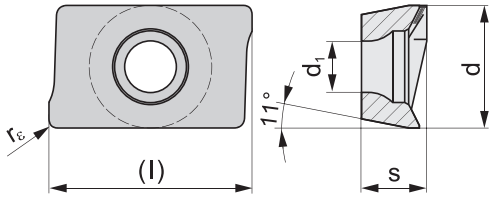

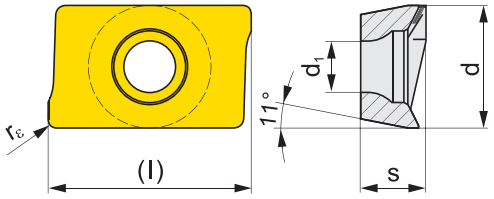

Type	Edge length (L)	Tool tip width (d)	Thickness (s)	Ø Screw passage (d1)	Tool tip radius ®		Ref.
APKT 1003PDER-M MGP230	11	6.7	3.5	2.88	0.5	10	866994
APKT 1003PDER-M MGP240	11	6.7	3.5	2.88	0.5	10	866995
APKT 1003PDFR-FA MG015	11	6.7	3.5	2.88	0.5	10	866996

Ref.	GRADES	CUTTING SPEED Vc = m/min					Feed fz = mm
		P	M	K	N	S	
866994866994	MGP230	120-190	-	140-200	-	-	
866995866995	MGP240	-	120-180	140-200	-	-	0,1-0,25
866996866996	MG015	-	-	-	400-800	-	0,1-0,25

SHOULDER SHELL MILL 90°
FRSD90AT

CUTLINE

90°



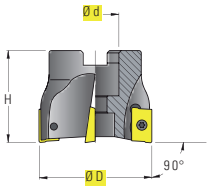

Type	Tool tip	Ø D	H	Number of teeth (z)	Ref.
FRSD90AT 040 16	AP..1604	16	40	4	832645
FRSD90AT 050 16	AP..1604	22	40	5	832646
FRSD90AT 063 16	AP..1604	22	40	6	832647
FRSD90AT 080 16	AP..1604	27	50	7	832648
FRSD90AT 100 16	AP..1604	32	50	8	832649

Type	CLAMPING SCREW	CLAMPING WRENCH TOOL TIP
FRSD90AT	832651	832700

APKT 16...
MILLING INSERT

CUTLINE

P M K N

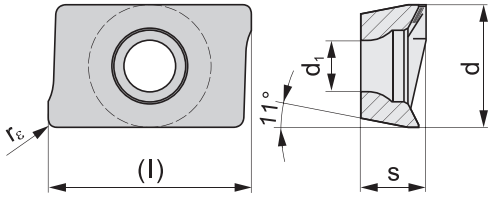

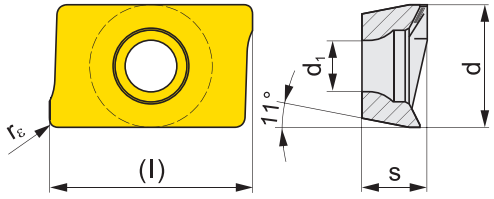

Type	Edge length (L)	Tool tip width (d)	Thickness (s)	Ø Screw passage (d1)	Tool tip radius ®		Ref.
APKT 1604PDR-GM MGP230	17	9.44	5.67	4.6	0.8	10	866991
APKT 1604PDR-GM MGP240	17	9.44	5.67	4.6	0.8	10	866992
APET 160408-FR-FA MG015	17	9.44	5.67	4.6	0.8	10	866993

Ref.	GRADES	CUTTING SPEED Vc = m/min					Feed fz = mm
		P	M	K	N	S	
866991866991	MGP230	120-190	-	140-200	-	-	0,2-0,4
866992866992	MGP240	-	120-180	140-200	-	-	0,2-0,4
866993866993	MG015	-	-	-	400-800	-	0,2-0,4

CUTLINE

CENTER MILLING CUTTER 45° FRCH45



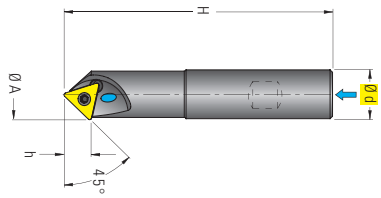

Type	H (mm)	Tool tip	Number of teeth (z)	Ø d	h	Ø A	Ref.
FRCH45 16	110	TCMX...	1	20	10	21.6	832730

Type	CLAMPING SCREW TOOL TIP	CLAMPING WRENCH TOOL TIP
FRCH45	832704	832700

CUTLINE

CHAMFERING AND MILLING INSERT - TCMX

P M K N

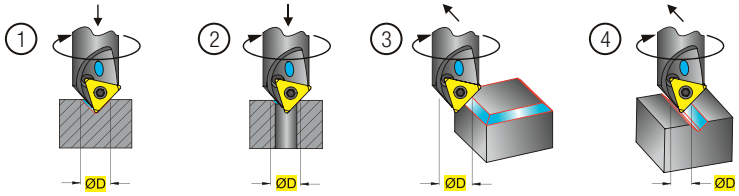

Type	Edge length (L)	Tool tip width (d)	Thickness (s)	Tool tip radius ®	Ref.
TCMX 16T308ZZ FG30	16.5	9.52	4.4	0.8	832689

Ref.	NUANCES	P	M	K	N	S	
832689	FG30	100	100	120	150	-	vitesse coupe Vc=m/min
Figure 1		0,02 - 0,04	0,03 - 0,05	0,03 - 0,06	0,03 - 0,06	-	Avance fz = mm
Figure 2		0,05 - 0,2	0,05 - 0,2	0,05 - 0,2	0,05 - 0,2	-	
Figure 3		0,05 - 0,2	0,05 - 0,2	0,05 - 0,2	0,05 - 0,2	-	
Figure 4		0,03 - 0,08	0,03 - 0,08	0,05 - 0,1	0,08 - 0,15	-	

MULTI-FUNCTION TOOL ACDLPR/L...08

CUTLINE





Type	Type of assembly	Tool tip	D1	d1	d2	l1	l2	l3	Ref.
ACDLPR 08	Right	WCHX 04	8	10	12	22.5	38	18	855522
ACDLPL 08	Left	WCHX 04	8	10	12	22.5	38	18	855521

Type	CLAMPING SCREW TOOL TIP	CLAMPING WRENCH TOOL TIP
ACDLPR/L	855991	855999

WCHX 04... MULTI INSERT

P **M** **N**

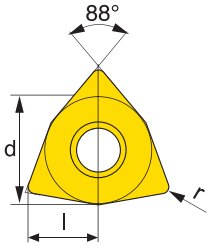

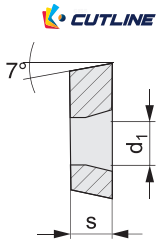

Type	Edge length (L)	Tool tip width (d)	Thickness (s)	Ø Screw passage (d1)	Tool tip radius (r)		Ref.
WCHX 040102-FN WG015	4	6.35	1.59	2.25	0.2	10	855496
WCHX 040104-FN WG015	4	6.35	1.59	2.25	0.4	10	855497
WCHX 040102-EN WGC230	4	6.35	1.59	2.25	0.2	10	855498
WCHX 040104-EN WGC230	4	6.35	1.59	2.25	0.4	10	855499
WCHX 040102-EN WGC240	4	6.35	1.59	2.25	0.2	10	855500
WCHX 040104-EN WGC240	4	6.35	1.59	2.25	0.4	10	855501

Ref.	GRADES	CUTTING SPEED Vc = m/min					Feed fz = mm
		P	M	K	N	S	
855496	WG015	-	-	-	200-1500	-	0,05-0,15
855497	WG015	-	-	-	200-1500	-	0,1-0,25
855498	WGC230	150-230	-	-	-	-	0,07-0,15
855499	WGC230	150-230	-	-	-	-	0,1-0,25
855500	WGC240	-	50-150	-	-	-	0,07-0,15
855501	WGC240	-	50-150	-	-	-	0,1-0,25

CUTLINE

MULTI-FUNCTION TOOL ACDLPR/L...11





Type	Type of assembly	Tool tip	D1	d2	l1	l2	l3	Ref.
ACDLPR 11	Right	WCHX 06	16	20	32	45	24.75	855524
ACDLPL 11	Left	WCHX 06	16	20	32	45	24.75	855523

Type	CLAMPING SCREW TOOL TIP	CLAMPING WRENCH TOOL TIP
ACDLRP/L	855993	856001

CUTLINE

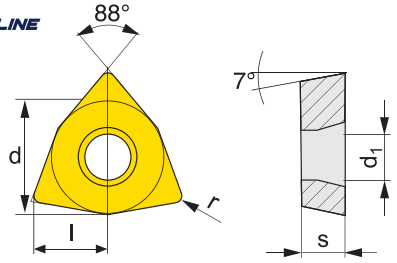

WCHX 06... MULTI INSERT

P M N

Type	Edge length (L)	Tool tip width (d)	Thickness (s)	Ø Screw passage (d1)	Tool tip radius (r)		Ref.
WCHX 060202-FN WG015	5.5	8.73	2.38	2.8	0.2	10	855502
WCHX 060204-FN WG015	5.5	8.73	2.38	2.8	0.4	10	855503
WCHX 060202-EN WGC230	5.5	8.73	2.38	2.8	0.2	10	855504
WCHX 060204-EN WGC230	5.5	8.73	2.38	2.8	0.4	10	855505
WCHX 060202-EN WGC240	5.5	8.73	2.38	2.8	0.2	10	855506
WCHX 060204-EN WGC240	5.5	8.73	2.38	2.8	0.4	10	855507

Ref..	GRADES	CUTTING SPEED Vc = m/min					Feed fz = mm
		P	M	K	N	S	
855502	WG015	-	-	-	200-1500	-	0,05-0,15
855503	WG015	-	-	-	200-1500	-	0,1-0,25
855504	WGC230	150-230	-	-	-	-	0,07-0,15
855505	WGC230	150-230	-	-	-	-	0,1-0,25
855506	WGC240	-	50-150	-	-	-	0,07-0,15
855507	WGC240	-	50-150	-	-	-	0,1-0,25

MULTI-FUNCTION TOOL ACDLPR/L...15

CUTLINE





Type	Type of assembly	Tool tip	D1	d1	d2	l1	l2	l3	Ref.
ACDLPR 15	Right	WCHX 07	15	20	25	43	50	33.75	855526
ACDLPL 15	Left	WCHX 07	15	20	25	43	50	33.75	855525

Type	CLAMPING SCREW TOOL TIP	CLAMPING WRENCH TOOL TIP
ACDLRP/L	855994	856001

WCHX-07... MULTI INSERT

P M N

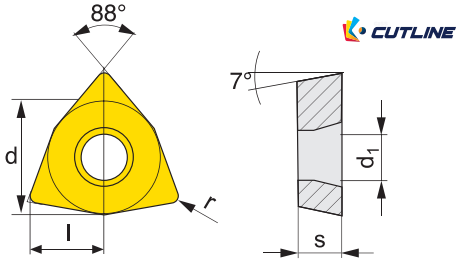

CUTLINE

Type	Edge length (L)	Tool tip width (d)	Thickness (s)	Ø Screw passage (d1)	Tool tip radius (r)		Ref.
WCHX 070304-FN WG015	7.5	12	3.18	3.4	0.4	10	855508
WCHX 070308-FN WG015	7.5	12	3.18	3.4	0.8	10	855509
WCHX 070304-EN WGC230	7.5	12	3.18	3.4	0.4	10	855510
WCHX 070308-EN WGC230	7.5	12	3.18	3.4	0.8	10	855511
WCHX 070304-EN WGC240	7.5	12	3.18	3.4	0.4	10	855512
WCHX 070308-EN WGC240	7.5	12	3.18	3.4	0.8	10	855513

Ref.	GRADES	CUTTING SPEED Vc = m/min					Feed fz = mm
		P	M	K	N	S	
855508	WG015	-	-	-	200-1500	-	0,05-0,15
855509	WG015	-	-	-	200-1500	-	0,1-0,25
855510	WGC230	150-230	-	-	-	-	0,07-0,15
855511	WGC230	150-230	-	-	-	-	0,1-0,25
855512	WGC240	-	50-150	-	-	-	0,07-0,15
855513	WGC240	-	50-150	-	-	-	0,1-0,25

CUTLINE

MULTI-FUNCTION TOOL ACDLPR/L...20





Type	Type of assembly	Tool tip	D1	d2	l1	l2	l3	Ref.	Ref.
ACDLPR 20	Right	WCHX 10	25	32	56	56	45	855528	855528
ACDLPL 20	Left	WCHX 10	25	32	56	56	45	855527	855527

Type	CLAMPING SCREW TOOL TIP	CLAMPING WRENCH TOOL TIP
ACDLPR/L	855996	856004

CUTLINE

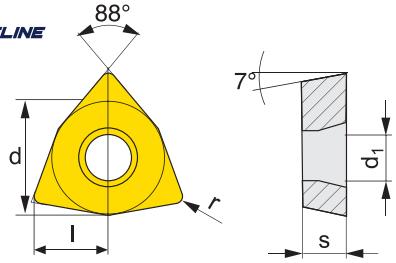

PLAQUETTE MULTI WCHX- 10

P M N

Type	Longueur arête (l)	Largeur de plaquette (d)	Epaisseur (s)	Ø Passage vis (d1)	Rayon de plaquette (r)		Ref.
WCHX 10T304-FN WG015	10	15.88	3.97	5.9	0.4	10	855514
WCHX 10T308-FN WG015	10	15.88	3.97	5.9	0.8	10	855515
WCHX 10T304-EN WGC230	10	15.88	3.97	5.9	0.4	10	855516
WCHX 10T308-EN WGC230	10	15.88	3.97	5.9	0.8	10	855517
WCHX 10T304-EN WGC240	10	15.88	3.97	5.9	0.4	10	855518
WCHX 10T308-EN WGC240	10	15.88	3.97	5.9	0.8	10	855519

Ref.	GRADES	CUTTING SPEED Vc = m/min					Feed fz = mm
		P	M	K	N	S	
855514	WG015	-	-	-	200-1500	-	0,05-0,15
855515	WG015	-	-	-	200-1500	-	0,1-0,25
855516	WGC230	150-230	-	-	-	-	0,07-0,15
855517	WGC230	150-230	-	-	-	-	0,1-0,25
855518	WGC240	-	50-150	-	-	-	0,07-0,15
855519	WGC240	-	50-150	-	-	-	0,1-0,25

THE CUTTING TOOL ACDLPR/L FOR UNIVERSAL MILLING AND DRILLING REPLACES UP TO 5 ISO TOOLS.

5 MACHINING OPERATIONS = 1 TOOL



REAMING



CHAMPFERING



DRESSING



SPOTTING



DRILLING

TOOL HOLDERS CHART

ATTACHMENT TYPES		DIN 69871 - SK 	JIS MAS - BT 	DIN 69893 HSK/A 
ER CHUCK		p. 231	p. 237	p. 242
WELDON CHUCK		p. 232	p.238	p. 242
SHELL MILL HOLDER		p. 233	p. 238	p.243
TAPER SHANK HOLDER		p. 233	-	-
REDUCE SHANK HOLDER		p. 233	p.238	-
DRILL CHUCK		p. 234	p.239	p.243
TAPPING CHUCK		p. 234	p. 239	p. 243
HEAT SHRINK HOLDER 3°		p. 235	p. 240	p.244
HEAT SHRINK HOLDER 4.5°		p. 236	p. 241	p. 245
HEAT SHRINK EXTENSION 4,5°		p. 246	p. 246	-

VDI		p. 263

COLLECT CHUCK ER DIN 69871

CUTLINE

Balancing 15,000 rpm

AD | DIN 69871 | SK



SK	ER	Capacity	Length	Ref.
40	16	1-10	70	868199
40	25	1-16	70	868200
40	32	2-20	70	868201
40	40	3-30	70	868202
40	16	1-10	100	868204
40	25	1-16	100	868205
40	32	2-20	100	847524
40	40	3-30	100	868207
40	16	1-10	160	868209
40	25	1-16	160	868210
40	32	2-20	160	868211
40	40	3-30	160	868212
50	16	1-10	70	868222
50	25	1-16	70	868223
50	32	2-20	70	868224
50	40	3-30	70	868225
50	16	1-10	100	868227
50	25	1-16	100	868228
50	32	2-20	100	868229
50	40	3-30	100	868230

› SEE PAGE 950



GISS PLUS tool stand Ref. 863481

› SEE PAGE 950



GISS PLUS tool stand trolley Ref. 863487

CUTLINE



WELDON SIDE LOCK HOLDER DIN 69871

Balancing 15,000 rpm

AD | DIN 69871 | SK

SK	Diameter	Length	Ref.
40	06	50	847510
40	08	50	868237
40	10	50	868238
40	12	50	868239
40	14	50	847514
40	16	63	868241
40	18	63	847516
40	20	63	868243
40	25	100	868244
40	32	100	868245
40	40	115	868246
40	06	100	868248
40	08	100	868249
40	10	100	868250
40	12	100	868251
40	14	100	868252
40	16	100	868253
40	18	100	868254
40	20	100	868255
40	06	160	868257
40	08	160	868258
40	10	160	868259
40	12	160	868260
40	14	160	868261
40	16	160	868262
40	18	160	868263
40	20	160	868264
40	25	160	868265
40	32	160	868266
50	06	63	868289
50	08	63	868290
50	10	63	868291
50	12	63	868292
50	14	63	868293
50	16	63	868294
50	18	63	868295
50	20	63	868296
50	25	80	868297

SHELL MILL HOLDER DIN 69871

CUTLINE

Balancing 15,000 rpm

AD | DIN 69871 | SK



SK	Diameter	Length	Ref.
40	16	45	868354
40	22	45	868355
40	27	50	868356
40	32	55	868357
40	16	100	868358
40	22	100	868359
40	27	100	868360
40	32	100	868361

TAPER SHANK HOLDER DIN 68971

CUTLINE

Balancing 15,000 rpm

AD | DIN 69871 | SK



SK	Capacity	Length	Ref.
40	CM1	50	868344
40	CM2	50	868345
40	CM3	70	868346
40	CM4	95	868347
50	CM1	50	868349
50	CM2	60	868350
50	CM3	65	868351
50	CM4	95	868352

REDUCED SHANK SIDE LOCK HOLDER DIN 69871

CUTLINE

A | G 6,3 12.000/min-1 | DIN 69871



SK	CM	D	A	Leaf	Type	Ref.
40	2	31	32	M16	A	847501
40	3	51	40	M16	A	847502
40	4	91	63	M16	A	847503

CUTLINE



DRILL CHUCK DIN 69871

Balancing 8,000 rpm
Hook wrench

A **DIN 69871** **SK**

SK	Capacity	Length	Ref.
40	1-13	100	870203
40	3-16	115	870204
50	1-13	100	870206
50	3-16	105	870207

CUTLINE



PRECISION DRILL CHUCK DIN 69871

Balancing 8,000 rpm

AD/B **DIN 69871** **SK**

SK	Capacity	Length	Ref.
40	1-13	90	868410
40	3-16	95	868411
50	1-13	90	868413
50	3-16	95	868414

CUTLINE



TAPPING CHUCK DIN 69871

Balancing 8,000 rpm

A **DIN 69871** **SK**

SK	Capacity	Type of clamp	Length	Ref.
40	M03-12	GR1	60	868390
40	M06-20	GR2	98	868391
40	M14-33	GR3	151	868392
50	M03-12	GR1	60	868394
50	M06-20	GR2	84	868395
50	M14-33	GR3	139	868396

HEAT SHRINK HOLDER 3°

CUTLINE

Balancing 25,000 rpm

AD/B | DIN 69871 | SK



SK	Diameter	Length	Ref.
40	03	80	869902
40	03	120	869903
40	03	160	869904
40	04	80	869905
40	04	120	869906
40	04	160	869907
40	05	80	869908
40	05	120	869909
40	05	160	869910
40	06	80	869911
40	06	120	869912
40	06	160	869913
40	08	80	869914
40	08	120	869915
40	08	160	869916
40	10	80	869917
40	10	120	869918
40	10	160	869919
40	12	80	869920
40	12	120	869921
40	12	160	869922
40	14	80	869923
40	14	120	869924
40	14	160	869925
40	16	80	869926
40	16	120	869927
40	16	160	869928
40	18	80	869929
40	18	120	869930
40	18	160	869931
40	20	80	869932
40	20	120	869933
40	20	160	869934

CUTLINE



HEAT SHRINK HOLDER 4.5°

Balancing 25,000 rpm

AD/B | DIN 69871 | SK

SK	Diameter	Length	Ref.
40	03	80	869822
40	03	120	869823
40	04	80	869824
40	04	120	869825
40	05	80	869826
40	05	120	869827
40	06	80	869828
40	06	120	869829
40	06	160	869830
40	08	80	869831
40	08	120	869832
40	08	160	869833
40	10	80	869834
40	10	120	869835
40	10	160	869836
40	12	80	869837
40	12	120	869838
40	12	160	869839
40	14	80	869840
40	14	120	869841
40	14	160	869842
40	16	80	869843
40	16	120	869844
40	16	160	869845
40	18	80	869846
40	18	120	869847
40	18	160	869848
40	20	80	869849
40	20	120	869850
40	20	160	869851
40	25	100	869852
40	25	120	869853
40	25	160	869854
40	32	100	869855
40	32	120	869856
40	32	160	869857

› SEE PAGE 246



Heat shrink extension 4.5° Ref. 870023

COLLECT CHUCK MAS/BT ER

CUTLINE

Balancing 15,000 rpm

AD | MAS BT | JIS B6339



BT	ER	Capacity	Length	Ref.
40	ER16	1-10	70	868184
40	ER25	1-16	70	868185
40	ER32	2-20	70	868186
40	ER40	3-30	70	868187
40	ER16	1-10	100	868189
40	ER25	1-16	100	868190
40	ER32	2-20	100	868191
40	ER40	3-30	100	868192
40	ER16	1-10	160	868194
40	ER25	1-16	160	868195
40	ER32	2-20	160	868196
40	ER40	3-30	160	868197
50	ER25	1-16	80	868232
50	ER32	2-20	80	868233
50	ER40	3-30	80	868234

› SEE PAGE 950



GISS PLUS TOOL STAND Ref. 863481

CUTLINE



WELDON SIDE LOCK HOLDER MAS/BT40

AD | MAS BT | JIS B6339

BT	D	D1	A	Leaf	Type	Ref.
40	25	6	50	M16	AD	847542
40	28	8	50	M16	AD	847543
40	35	10	63	M16	AD	847544
40	42	12	63	M16	AD	847545
40	44	14	63	M16	AD	847546
40	48	16	63	M16	AD	847547
40	50	18	63	M16	AD	847548
40	52	20	63	M16	AD	868275
40	65	25	90	M16	AD	868276
40	72	32	100	M16	AD	847551

CUTLINE



MORSE TAPER HOLDER MAS/BT40

A | BT40 | JIS B6339 | G 6,3 12.000/min-1

BT	CM	D	A	Leaf	Type	Ref.
40	3	40	70	M16	A	847534

CUTLINE



SHELL MILL HOLDER DIN 69871

Balancing 15,000 rpm

AD | MAS BT | JIS B6339

SK	Diameter	Length	Ref.
40	16	45	847537
40	22	45	868370
40	27	50	868371
40	32	55	847540
50	16	60	868374
50	22	60	868375
50	27	60	868376
50	32	60	868377
50	40	60	868378

DRILL CHUCK MAS/BT

CUTLINE

Balancing 8,000 rpm
Hook spanner

A | MAS BT | JIS B6339



BT	Capacity	Length	Ref.
40	1-13	95	870209
40	3-16	120	870210
50	1-13	110	870212
50	3-16	110	870213

PRECISION DRILL CHUCK MAS/BT

CUTLINE

Balancing 8,000 rpm

AD | MAS BT | JIS B6339



BT	Capacity	Length	Ref.
40	1-13	90	868416
40	3-16	95	868417
50	1-13	90	868419
50	3-16	95	868420

TAPPING CHUCK MAS/BT

CUTLINE

Balancing 8,000 rpm

A | MAS BT | JIS B6339



BT	Size	Capacity	Length	Ref.
40	GR1	M03-12	68	868398
40	GR2	M06-20	95	868399
40	GR3	M14-33	165	868400
50	GR1	M03-12	77	868402
50	GR2	M06-20	103	868403
50	GR3	M14-33	143	868404

CUTLINE



HEAT SHRINK HOLDER MAS/BT 3°

Balancing 25,000 rpm

AD/B | MAS BT | JIS B6339

BT	Diameter	Length	Ref.
40	03	90	869970
40	03	120	869971
40	04	90	869972
40	04	120	869973
40	05	90	869974
40	05	120	869975
40	06	90	869976
40	06	120	869977
40	06	160	869978
40	08	90	869979
40	08	120	869980
40	08	160	869981
40	10	90	869982
40	10	120	869983
40	10	160	869984
40	12	90	869985
40	12	120	869986
40	12	160	869987
40	14	90	869988
40	14	120	869989
40	14	160	869990
40	16	90	869991
40	16	120	869992
40	16	160	869993
40	18	90	869994
40	18	120	869995
40	18	160	869996
40	20	90	869997
40	20	120	869998
40	20	160	869999

› SEE PAGE 273



3D mechanical leaktight sensor Ref. 844318

HEAT SHRINK HOLDER MAS/BT 4.5°

CUTLINE

Balancing 25,000 rpm

AD/B | MAS BT | JIS B6339



BT	Diameter	Length	Ref.
40	03	90	869860
40	03	120	869861
40	03	160	869862
40	04	90	869864
40	04	120	869865
40	04	160	869866
40	05	90	869868
40	05	120	869869
40	05	160	869870
40	06	90	869871
40	06	120	869872
40	06	160	869873
40	08	90	869874
40	08	120	869875
40	08	160	869876
40	10	90	869877
40	10	120	869878
40	10	160	869879
40	12	90	869880
40	12	120	869881
40	12	160	869882
40	14	90	869883
40	14	120	869884
40	14	160	869885
40	16	90	869886
40	16	120	869887
40	16	160	869888
40	18	90	869889
40	18	120	869890
40	18	160	869891
40	20	90	869892
40	20	120	869893
40	20	160	869894
40	25	100	869895
40	25	120	869896
40	25	160	869897
40	32	100	869898
40	32	120	869899
40	32	160	869900

› SEE PAGE 246



Heat shrink extension 4.5° Ref. 870023

CUTLINE



HSK/A 63 ER COLLET CHUCK

Balancing 20,000 rpm

HSK/A DIN 69893

HSK	ER	Capacity	Length	Ref.
63	ER16	1-10	100	868214
63	ER25	1-16	100	847576
63	ER32	2-20	100	868216
63	ER16	1-10	160	868218
63	ER25	1-16	160	868219

CUTLINE



HSK/A 63 WELDON SIDE LOCK HOLDER

Balancing 20,000 rpm

HSK/A DIN 69893

HSK	Diameter	Length	Ref.
63	06	065	868313
63	08	065	847566
63	10	065	868315
63	12	080	847568
63	14	080	868317
63	16	080	847570
63	18	080	868319
63	20	080	868320
63	25	110	847573
63	32	110	847574
63	40	125	868323
63	06	100	868325
63	08	100	868326
63	10	100	868327
63	12	100	868328
63	14	100	868329
63	16	100	868330
63	18	100	868331
63	20	100	868332
63	06	160	868334
63	08	160	868335
63	10	160	868336
63	12	160	868337
63	14	160	868338
63	16	160	868339
63	18	160	868340
63	20	160	868341
63	25	160	868342

HSK/A 63 SHELL MILL HOLDER

CUTLINE

Balancing 20,000 rpm

HSK/A DIN 69893



HSK	Diameter	Length	Ref.
63	16	60	847560
63	22	60	868381
63	27	60	868382
63	32	65	868383
63	16	100	868385
63	22	100	868386
63	27	100	868387
63	32	100	868388

HSK/A 63 DRILL CHUCK

CUTLINE

Balancing 8,000 rpm

HSK/A DIN 69893



HSK	Capacity	Length	Ref.
63	1-13	100	868422
63	3-16	105	847580

HSK/A 63 TAPPING CHUCK

CUTLINE

Balancing 8,000 rpm

HSK/A DIN 69893



HSK	Capacity	Type of clamp	Length	Ref.
63	M03-12	GR1	81	868406
63	M06-20	GR2	119	868407
63	M14-33	GR3	176	868408

CUTLINE



HSK/A 63 HEAT SHRINK HOLDER 3°

Balancing 25,000 rpm

HSK/A DIN 69893

HSK	Diameter	Length	Ref.
63	03	80	869936
63	03	120	869937
63	03	160	869938
63	04	80	869939
63	04	120	869940
63	04	160	869941
63	05	80	869942
63	05	120	869943
63	05	160	869944
63	06	80	869945
63	06	120	869946
63	06	160	869947
63	08	80	869948
63	08	120	869949
63	08	160	869950
63	10	85	869951
63	10	120	869952
63	10	160	869953
63	12	90	869954
63	12	120	869955
63	12	160	869956
63	14	90	869957
63	14	120	869958
63	14	160	869959
63	16	95	869960
63	16	120	869961
63	16	160	869962
63	18	95	869963
63	18	120	869964
63	18	160	869965
63	20	100	869966
63	20	120	869967
63	20	160	869968

HSK/A 63 HEAT SHRINK HOLDER 4.5°

CUTLINE

Balancing 25,000 rpm

HSK/A DIN 69893



HSK	Diameter	Length	Ref.
63	03	080	869783
63	03	120	869784
63	03	160	869785
63	04	080	869786
63	04	120	869787
63	04	160	869788
63	05	080	869789
63	05	120	869790
63	05	160	869791
63	06	080	869792
63	06	120	869793
63	06	160	869794
63	08	080	869795
63	08	120	869796
63	08	160	869797
63	10	085	869798
63	10	120	869799
63	10	160	869800
63	12	090	869801
63	12	120	869802
63	12	160	869803
63	14	090	869804
63	14	120	869805
63	14	160	869806
63	16	095	869807
63	16	120	869808
63	16	160	869809
63	18	095	869810
63	18	120	869811
63	18	160	869812
63	20	100	869813
63	20	120	869814
63	20	160	869815
63	25	115	869816
63	25	120	869817
63	25	160	869818
63	32	120	869819
63	32	160	869820

CUTLINE



HEAT SHRINK EXTENSION 4.5°

Balancing 25,000 rpm

A | DIN 1835

Exterior diameter	Interior diameter	Length	Ref.
12	3	150	870001
12	4	150	870002
12	5	150	870003
12	6	150	870004
16	3	150	870005
16	4	150	870006
16	5	150	870007
16	6	150	870008
16	8	150	870009
20	2	150	870010
20	4	150	870011
20	5	150	870012
20	6	150	870013
20	8	150	870014
20	10	150	870015
20	12	150	870016
25	3	150	870017
25	4	150	870018
25	5	150	870019
25	6	150	870020
25	8	150	870021
25	10	150	870022
25	12	150	870023
25	14	150	870024
25	16	150	870025
32	6	150	870026
32	8	150	870027
32	10	150	870028
32	12	150	870029
32	14	150	870030
32	16	150	870031
32	18	150	870032
32	20	150	870033

HSK/A 63 BLANKING PLUG

CUTLINE

Adaptable for HSK A+C

A | HSK/A | HSK/C | DIN 69893

HSK	Ref.
63	868425



HSK/A 63 BLANKING PLUG WRENCH

CUTLINE

Adaptable for HSK A+C

HSK/A | HSK/C

HSK	Ref.
63	868427



ER COLLET SPANNER

CUTLINE

Dimensions	Ref.
ER16	868429
ER20	868430
ER25	868431
ER32	868432
ER40	868433



MILLING ARBOUR CLAMPING SCREWS

CUTLINE

Mandrel diameter	Screw diameter	Ref.
32	M16	870038
40	M20	870039
27	M12	870037
16	M8	870035
22	M10	870036



MILLING ARBOUR CLAMPING SCREWS THROUGH COOLANT

CUTLINE

Mandrel diameter	Screw diameter	Ref.
32	M16	870044
40	M20	870045
27	M12	870043
16	M8	870041
22	M10	870042



CUTLINE



TAPER SHANK REDUCING SLEEVES

Exterior diameter	Interior diameter	Ref.
CM2	CM1	868917
CM3	CM1	868918
CM3	CM2	868919
CM4	CM1	868920
CM4	CM2	868921
CM4	CM3	868922
CM5	CM1	868923
CM5	CM2	868924
CM5	CM3	868925
CM5	CM4	868926

CUTLINE



MT DRILL DRIFT

Capacity	Length	Ref.
CM1 / CM2	140	868941
CM3	190	868942
CM4	225	868943
CM5	250	868944

CUTLINE



AUTOMATIC DRILL DRIFT

Capacity	Length	Ref.
CM1 to CM3	317	868946
CM4 to CM6	380	868947

CUTLINE



DRILL CHUCK KEYLESS

Quick-clamping drilling mandrels for DIN 238 shafts.

Handle fitting	Capacity	Ref.
B12	0 to 10	869092
B16	1 to 13	869093
B16	3 to 16	869094
B18	3 to 16	869095

CUTLINE



DRILL CHUCK ARBOR

DIN 238

Taper shank dimensions	Handle fitting	Ref.
B10	CM1	868928
B12	CM1	868929
B16	CM1	868930
B10	CM2	868931
B12	CM2	868932
B16	CM2	868933
B18	CM2	868934
B12	CM3	868935
B16	CM3	868936
B18	CM3	868937
B16	CM4	868938
B18	CM4	868939

UNIVERSAL MOUNTING BLOCK

CUTLINE

Type	Taper	Ref.
1	ISO40 / BT40 / SK40 / HSK63	869089
2	ISO50 / BT 50 / SK50 / HSK100	869090



TAPER CLEANER MT

CUTLINE

Taper	Ref.
CM1	868949
CM2	868950
CM3	868951
CM4	868952
CM5	868953
CM6	868954



TAPER CLEANER SK

CUTLINE

Taper	Ref.
ISO30 / BT30 / SK30	868956
ISO40 / BT40 / SK40	868957
ISO50 / BT 50 / SK50	868958



TAPER CLEANER HSK

CUTLINE

Taper	Ref.
HSK32	868960
HSK40	868961
HSK50	868962
HSK63	868963
HSK100	868964



CUTLINE

COLLET ER11 CLASS 2

DIN 6499B | 15µ



Dimensions	Diameter	Ref.
ER11	1	868435
ER11	1,5	868436
ER11	2	868437
ER11	2,5	868438
ER11	3	868439
ER11	3,5	868440
ER11	4	868441

Dimensions	Diameter	Ref.
ER11	4,5	868442
ER11	5	868443
ER11	5,5	868444
ER11	6	868445
ER11	6,5	868446
ER11	7	868447

CUTLINE

COLLET ER16 CLASS 2

DIN 6499B | 15µ



Dimensions	Diameter	Ref.
ER16	1	868448
ER16	1,5	868449
ER16	2	868450
ER16	2,5	868451
ER16	3	868452
ER16	3,5	868453
ER16	4	868454
ER16	4,5	868455
ER16	5	868456
ER16	5,5	868457

Dimensions	Diameter	Ref.
ER16	6	868458
ER16	6,5	868459
ER16	7	868460
ER16	7,5	868461
ER16	8	868462
ER16	8,5	868463
ER16	9	868464
ER16	9,5	868465
ER16	10	868466

CUTLINE

COLLET ER20 CLASS 2

DIN 6499B | 15µ



Dimensions	Diameter	Ref.
ER20	1	868467
ER20	2	868468
ER20	2,5	868469
ER20	3	868470
ER20	4	868471
ER20	5	868472
ER20	6	868473

Dimensions	Diameter	Ref.
ER20	7	868474
ER20	8	868475
ER20	9	868476
ER20	10	868477
ER20	11	868478
ER20	12	868479
ER20	13	868480

COLLET ER25 CLASS 2

DIN 6499B | 15 µm

CUTLINE



Dimensions	Diameter	Ref.
ER25	1	868481
ER25	1,5	868482
ER25	2	868483
ER25	2,5	868484
ER25	3	868485
ER25	4	868486
ER25	5	868487
ER25	6	868488
ER25	7	868489

Dimensions	Diameter	Ref.
ER25	8	868490
ER25	9	868491
ER25	10	868492
ER25	11	868493
ER25	12	868494
ER25	13	868495
ER25	14	868496
ER25	15	868497
ER25	16	868498

COLLET ER32 CLASS 2

DIN 6499B | 15 µm

CUTLINE



Dimensions	Diameter	Ref.
ER32	2	868499
ER32	3	868500
ER32	4	868501
ER32	5	868502
ER32	6	868503
ER32	7	868504
ER32	8	868505
ER32	9	868506
ER32	10	868507
ER32	11	868508

Dimensions	Diameter	Ref.
ER32	12	868509
ER32	13	868510
ER32	14	868511
ER32	15	868512
ER32	16	868513
ER32	17	868514
ER32	18	868515
ER32	19	868516
ER32	20	868517

COLLET ER40 CLASS 2

DIN 6499B | 15µ

CUTLINE



Dimensions	Diameter	Ref.
ER40	3	868518
ER40	4	868519
ER40	5	868520
ER40	6	868521
ER40	7	868522
ER40	8	868523
ER40	9	868524
ER40	10	868525
ER40	11	868526
ER40	12	868527
ER40	13	868528
ER40	14	868529
ER40	15	868530
ER40	16	868531

Dimensions	Diameter	Ref.
ER40	17	868532
ER40	18	868533
ER40	19	868534
ER40	20	868535
ER40	21	868536
ER40	22	868537
ER40	23	868538
ER40	24	868539
ER40	25	868540
ER40	26	868541
ER40	27	868542
ER40	28	868543
ER40	29	868544
ER40	30	868545

CUTLINE



COLLET PRECISION ER11+

High precision 8 micron

DIN 6499B

Dimensions	Diameter	Ref.
ER11	1	868547
ER11	1,5	868548
ER11	2	868549
ER11	2,5	868550
ER11	3	868551
ER11	3,5	868552
ER11	4	868553

Dimensions	Diameter	Ref.
ER11	4,5	868554
ER11	5	868555
ER11	5,5	868556
ER11	6	868557
ER11	6,5	868558
ER11	7	868559

CUTLINE



COLLET PRECISION ER16+

High precision 8 micron

DIN 6499B

Dimensions	Diameter	Ref.
ER16	1	868560
ER16	1,5	868561
ER16	2	868562
ER16	2,5	868563
ER16	3	868564
ER16	3,5	868565
ER16	4	868566
ER16	4,5	868567
ER16	5	868568
ER16	5,5	868569

Dimensions	Diameter	Ref.
ER16	6	868570
ER16	6,5	868571
ER16	7	868572
ER16	7,5	868573
ER16	8	868574
ER16	8,5	868575
ER16	9	868576
ER16	9,5	868577
ER16	10	868578

CUTLINE



COLLET PRECISION ER20+

High precision 8 micron

DIN 6499B

Dimensions	Diameter	Ref.
ER20	1	868579
ER20	2	868580
ER20	3	868581
ER20	4	868582
ER20	5	868583
ER20	6	868584
ER20	7	868585

Dimensions	Diameter	Ref.
ER20	8	868586
ER20	9	868587
ER20	10	868588
ER20	11	868589
ER20	12	868590
ER20	13	868591

COLLET PRECISION ER25+

High precision 8 micron

DIN 6499B



Dimensions	Diameter	Ref.
ER25	1	868592
ER25	1,5	868593
ER25	2	868594
ER25	2,5	868595
ER25	3	868596
ER25	3,5	868597
ER25	4	868598
ER25	4,5	868599
ER25	5	868600
ER25	5,5	868601
ER25	6	868602
ER25	6,5	868603
ER25	7	868604
ER25	7,5	868605
ER25	8	868606
ER25	8,5	868607

Dimensions	Diameter	Ref.
ER25	9	868608
ER25	9,5	868609
ER25	10	868610
ER25	10,5	868611
ER25	11	868612
ER25	11,5	868613
ER25	12	868614
ER25	12,5	868615
ER25	13	868616
ER25	13,5	868617
ER25	14	868618
ER25	14,5	868619
ER25	15	868620
ER25	15,5	868621
ER25	16	868622

COLLET PRECISION ER32+

High precision 8 micron

DIN 6499B



Dimensions	Diameter	Ref.
ER32	2	868623
ER32	3	868624
ER32	4	868625
ER32	5	868626
ER32	6	868627
ER32	7	868628
ER32	8	868629
ER32	9	868630
ER32	10	868631
ER32	11	868632

Dimensions	Diameter	Ref.
ER32	12	868633
ER32	13	868634
ER32	14	868635
ER32	15	868636
ER32	16	868637
ER32	17	868638
ER32	18	868639
ER32	19	868640
ER32	20	868641

COLLET PRECISION ER40+

High precision 8 micron

DIN 6499B



Dimensions	Diameter	Ref.
ER40	3	868642
ER40	4	868643
ER40	5	868644
ER40	6	868645
ER40	7	868646
ER40	8	868647
ER40	9	868648
ER40	10	868649
ER40	11	868650
ER40	12	868651
ER40	13	868652
ER40	14	868653

Dimensions	Diameter	Ref.
ER40	15	868654
ER40	16	868655
ER40	17	868656
ER40	18	868657
ER40	19	868658
ER40	20	868659
ER40	21	868660
ER40	22	868661
ER40	23	868662
ER40	24	868663
ER40	25	868664
ER40	26	868665

CUTLINE



SET OF ER COLLETS CLASS 2

DIN 6499B | 15µ

Dimensions	Range	Increment	Number of clamps	Ref.
ER8	1 to 5	0,5	9	868904
ER11	1 to 7	1	7	868905
ER16	1 to 10	1	10	868906
ER20	2 to 13	1	12	868907
ER25	2 to 16	1	15	868908
ER32	3 to 20	1	18	868909
ER40	4 to 26	1	23	868910

CUTLINE



SET OF PRECISION ER+ COLLETS

High precision 8 micron

DIN 6499B

Dimensions	Range	Increment	Number of clamps	Ref.
ER16	1 to 10	1	10	868911
ER20	2 to 13	1	12	868912
ER25	2 to 16	1	15	868913
ER32	3 to 20	1	18	868914
ER40	4 to 26	1	23	868915

› SEE PAGE 231



Collect chuck ER DIN 69871 Ref. 868199

COLLET ER16 SEALED APPLICABLE UP TO 21 BAR

CUTLINE

DIN 6499B | 15µ



Dimensions	Diameter	Ref.
ER16	3	868966
ER16	4	868967
ER16	5	868968
ER16	6	868969

Dimensions	Diameter	Ref.
ER16	7	868970
ER16	8	868971
ER16	9	868972
ER16	10	868973

COLLET ER20 SEALED APPLICABLE UP TO 21 BAR

CUTLINE

DIN 6499B | 15µ



Dimensions	Diameter	Ref.
ER20	3	868975
ER20	4	868976
ER20	5	868977
ER20	6	868978
ER20	7	868979
ER20	8	868980

Dimensions	Diameter	Ref.
ER20	9	868981
ER20	10	868982
ER20	11	868983
ER20	12	868984
ER20	13	868985

COLLET ER25 SEALED APPLICABLE UP TO 21 BAR

CUTLINE

DIN 6499B | 15µ



Dimensions	Diameter	Ref.
ER25	3	868987
ER25	4	868988
ER25	5	868989
ER25	6	868990
ER25	7	868991
ER25	8	868992
ER25	9	868993

Dimensions	Diameter	Ref.
ER25	10	868994
ER25	11	868995
ER25	12	868996
ER25	13	868997
ER25	14	868998
ER25	15	868999
ER25	16	869000

CUTLINE

COLLET ER32 SEALED APPLICABLE UP TO 21 BAR

DIN 6499B | 15µ



Dimensions	Diameter	Ref.
ER32	3	869002
ER32	4	869003
ER32	5	869004
ER32	6	869005
ER32	7	869006
ER32	8	869007
ER32	9	869008
ER32	10	869009
ER32	11	869010

Dimensions	Diameter	Ref.
ER32	12	869011
ER32	13	869012
ER32	14	869013
ER32	15	869014
ER32	16	869015
ER32	17	869016
ER32	18	869017
ER32	19	869018
ER32	20	869019

CUTLINE

PINCE DE SERRAGE ÉTANCHE ER40

DIN 6499B | 15µ



Dimensions	Diameter	Ref.
ER40	4	869022
ER40	5	869023
ER40	6	869024
ER40	7	869025
ER40	8	869026
ER40	9	869027
ER40	10	869028
ER40	11	869029
ER40	12	869030
ER40	13	869031
ER40	14	869032
ER40	15	869033

Dimensions	Diameter	Ref.
ER40	16	869034
ER40	17	869035
ER40	18	869036
ER40	19	869037
ER40	20	869038
ER40	21	869039
ER40	22	869040
ER40	23	869041
ER40	24	869042
ER40	25	869043
ER40	26	869044

› SEE PAGE 893



Manual high lifting transpallet 1T Ref. 867833

COLLET ER16 WITH SQUARE LOCKING DRIVE FOR TAPPING

CUTLINE

DIN 6499B | 15µ



Dimensions	Shank diameter	Square drive	Ref.
ER16	3,5	2,7	868667
ER16	4	3	868668
ER16	4,5	3,15	868669
ER16	4,5	3,4	868670
ER16	5	4	868671
ER16	5,5	4,3	868672

Dimensions	Shank diameter	Square drive	Ref.
ER16	6	4,9	868673
ER16	7	5,5	868674
ER16	8	6,2	868675
ER16	9	7	868676
ER16	9	7,1	868677
ER16	10	8	868678

COLLET ER20 WITH SQUARE LOCKING DRIVE FOR TAPPING

CUTLINE

DIN 6499B | 15µ



Dimensions	Shank diameter	Square drive	Ref.
ER20	3,5	2,7	868680
ER20	4	3	868681
ER20	4,5	3,4	868682
ER20	5	4	868683
ER20	6	4,9	868684
ER20	7	5,5	868685

Dimensions	Shank diameter	Square drive	Ref.
ER20	8	6,2	868686
ER20	8	6,3	868687
ER20	9	7	868688
ER20	10	8	868689
ER20	11	9	868690
ER20	11,2	9	868691

COLLET ER25 WITH SQUARE LOCKING DRIVE FOR TAPPING

CUTLINE

DIN 6499B | 15µ



Dimensions	Shank diameter	Square drive	Ref.
ER25	3,5	2,7	868693
ER25	4	3	868694
ER25	4	3,15	868695
ER25	4,5	3,4	868696
ER25	5	4	868697
ER25	5,5	4,3	868698
ER25	6	4,9	868699
ER25	7	5,5	868700

Dimensions	Shank diameter	Square drive	Ref.
ER25	8	6,2	868701
ER25	9	7	868702
ER25	10	8	868703
ER25	11	9	868704
ER25	12	9	868705
ER25	14	11	868706
ER25	16	12	868707

CUTLINE



COLLET ER32 WITH SQUARE LOCKING DRIVE FOR TAPPING

DIN 6499B | 15µ

Dimensions	Shank diameter	Square drive	Ref.
ER32	3,5	2,7	868709
ER32	4	3	868710
ER32	4,5	3,4	868711
ER32	5	4	868712
ER32	5,5	4,3	868713
ER32	6	4,9	868714
ER32	7	5,5	868715
ER32	8	6,2	868716
ER32	9	7	868717

Dimensions	Shank diameter	Square drive	Ref.
ER32	10	8	868718
ER32	11	9	868719
ER32	12	9	868720
ER32	14	11	868721
ER32	16	12	868722
ER32	18	14	868723
ER32	18	14,5	868724
ER32	20	16	868725

CUTLINE



COLLET ER40 WITH SQUARE LOCKING DRIVE FOR TAPPING

DIN 6499B | 15µ

Dimensions	Shank diameter	Square drive	Ref.
ER40	3,5	2,7	868726
ER40	4	3	868727
ER40	4,5	3,4	868728
ER40	6	4,9	868729
ER40	7	5,5	868730
ER40	8	6,2	868731
ER40	8	6,3	868732
ER40	9	7	868733
ER40	10	8	868734

Dimensions	Shank diameter	Square drive	Ref.
ER40	11	9	868735
ER40	12	9	868736
ER40	14	11	868737
ER40	15	12	868738
ER40	18	14	868739
ER40	18	14,5	868740
ER40	20	16	868741
ER40	22	18	868742

CUTLINE



ER32 TAPPING COLLET - QUICK RELEASE

Dimensions	Shank diameter	Square drive	Ref.
ER40	3,5	2,7	868726
ER40	4	3	868727
ER40	4,5	3,4	868728
ER40	6	4,9	868729
ER40	7	5,5	868730
ER40	8	6,2	868731
ER40	8	6,3	868732
ER40	9	7	868733
ER40	10	8	868734

Dimensions	Shank diameter	Square drive	Ref.
ER40	11	9	868735
ER40	12	9	868736
ER40	14	11	868737
ER40	15	12	868738
ER40	18	14	868739
ER40	18	14,5	868740
ER40	20	16	868741
ER40	22	18	868742

ADJUSTABLE TORQUE CONTROL TAP ADAPTER

CUTLINE

The torque limiter allows the friction of the thread-cutting dowel



Size	Shank diameter	Square drive	Threaded / Standard	Ref.
GR.0	2,5	2,1	M1 / DIN 371	868827
GR.0	2,8	2,1	M2 / DIN 371	868828
GR.0	3,5	2,7	M3 / DIN 371	868829
GR.0	4	3	M3.5 / DIN 371	868830
GR.0	4	3,15	M4 / ISO 529	868831
GR.0	4,5	3,4	M4 / DIN 371	868832
GR.0	5	4	M5 / ISO 529	868833
GR.0	6	4,9	M5 / DIN 371	868834
GR.0	6	4,9	M6 / DIN 371	868835
GR.0	7	5,5	M10 / DIN 376	868836
GR.0	8	6,2	M8 / DIN 371	868837
GR.1	2,8	2,1	M2 / DIN 371	868838
GR.1	3,15	2,5	M3 / ISO 529	868839
GR.1	3,5	2,7	M3 / DIN 371	868840
GR.1	3,5	2,7	M5 / DIN 376	868841
GR.1	4	3,15	M4 / ISO 529	868842
GR.1	4,5	3,55	M4.5 / ISO 529	868843
GR.1	4	3	M3.5 / DIN 371	868844
GR.1	4,5	3,4	M4 / DIN 371	868845
GR.1	4,5	3,4	M6 / DIN 376	868846
GR.1	5	4	M5 / ISO 529	868847
GR.1	5,5	4,3	M7 / DIN 374	868848
GR.1	6,3	5	M6 / ISO 529	868849
GR.1	6	4,9	M5 / DIN 371	868850
GR.1	6	4,9	M6 / DIN 371	868851
GR.1	6	4,9	M8 / DIN 376	868852
GR.1	7	5,5	M10 / DIN 376	868853
GR.1	8	6,3	M8 / ISO 529	868854
GR.1	8	6,2	M8 / DIN 371	868855
GR.1	9	7	M12 / DIN 376	868856
GR.1	10	8	M10 / DIN 371	868857
GR.1	11,2	9	M14 / ISO 529	868858
GR.1	11	9	M14 / DIN 376	868859
GR.1	12	9	M16 / DIN 376	868860
GR.2	6,3	5	M6 / ISO 529	868861
GR.2	6	4,9	M5 / DIN 371	868862

Size	Shank diameter	Square drive	Threaded / Standard	Ref.
GR.2	6	4,9	M6 / DIN 371	868863
GR.2	6	4,9	M8 / DIN 376	868864
GR.2	7	5,5	M10 / DIN 376	868865
GR.2	8	6,2	M8 / DIN 371	868866
GR.2	9	7	M12 / DIN 376	868867
GR.2	10	8	M10 / DIN 371	868868
GR.2	11,2	9	M14 / ISO 529	868869
GR.2	11	9	M14 / DIN 376	868870
GR.2	12,5	10	M16 / ISO 529	868871
GR.2	12	9	M16 / DIN 376	868872
GR.2	14	11,2	M20 / ISO 529	868873
GR.2	14	11	M18 / DIN 376	868874
GR.2	16	12,5	M22 / ISO 529	868875
GR.2	16	12	M20 / DIN 376	868876
GR.2	18	14,5	M22 / DIN 376	868877
GR.2	18	14,5	M24 / DIN 376	868878
GR.2	20	16	M27 / ISO 529	868879
GR.2	20	16	M27 / DIN 376	868880
GR.3	11	9	M14 / DIN 376	868881
GR.3	12,5	10	M16 / ISO 529	868882
GR.3	12	9	M16 / DIN 376	868883
GR.3	14	11	M18 / DIN 376	868884
GR.3	16	12,5	M22 / ISO 529	868885
GR.3	16	12	M20 / DIN 376	868886
GR.3	18	14,5	M22 / DIN 376	868887
GR.3	18	14,5	M24 / DIN 376	868888
GR.3	18	14	M24 / ISO 529	868889
GR.3	20	16	M27 / DIN 376	868890
GR.3	22	18	M30 / DIN 376	868891
GR.3	25	20	M33 / DIN 376	868892
GR.3	25	20	M36 / ISO 529	868893
GR.3	28	22	M36 / DIN 376	868894
GR.3	32	24	M42 / DIN 376	868895
GR.3	36	29	M45 / DIN 376	868896
GR.3	36	29	M48 / DIN 376	868897

Size chart	
Size	Diameter
GR.0	13mm
GR.1	19mm
GR.2	31mm
GR.3	48mm

CUTLINE



POSITIVE DRIVE SOLID TAP ADAPTER

Size	Shank diameter	Square drive	Ref.
GR.0	2,5	2,1	868762
GR.0	2,8	2,1	868763
GR.0	3,5	2,7	868764
GR.0	4	3	868765
GR.0	4,5	3,4	868766
GR.0	4	3,15	868767
GR.0	5	4	868768
GR.0	6	4,9	868769
GR.0	7	5,5	868770
GR.0	8	6,2	868771
GR.1	2,5	2,1	868772
GR.1	2,8	2,1	868773
GR.1	3,15	2,5	868774
GR.1	3,55	2,8	868775
GR.1	3,5	2,7	868776
GR.1	4	3	868777
GR.1	4	3,15	868778
GR.1	4,5	3,4	868779
GR.1	4,5	3,55	868780
GR.1	5	4	868781
GR.1	5,5	4,5	868782
GR.1	5,6	4,5	868783
GR.1	6	4,9	868784
GR.1	6,3	5	868785
GR.1	7	5,5	868786
GR.1	7,1	5,6	868787
GR.1	8	6,2	868788
GR.1	8	6,3	868789
GR.1	9	7	868790
GR.1	9	7,1	868791
GR.1	10	8	868792
GR.1	11	9	868793
GR.1	11,2	9	868794

Size	Shank diameter	Square drive	Ref.
GR.1	12	9	868795
GR.2	10	8	868796
GR.2	11	9	868797
GR.2	11,2	9	868798
GR.2	12	9	868799
GR.2	12,5	10	868800
GR.2	14	11	868801
GR.2	14	11,2	868802
GR.2	16	12	868803
GR.2	16	12,5	868804
GR.2	18	14,5	868805
GR.2	20	16	868806
GR.2	6	4,9	868807
GR.2	6,3	5	868808
GR.2	7	5,5	868809
GR.2	8	6,2	868810
GR.2	9	7	868811
GR.2	9	7,1	868812
GR.3	11	9	868813
GR.3	12	9	868814
GR.3	12,5	10	868815
GR.3	14	11	868816
GR.3	16	12	868817
GR.3	18	14	868818
GR.3	18	14,5	868819
GR.3	20	16	868820
GR.3	22	18	868821
GR.3	22,4	18	868822
GR.3	25	20	868823
GR.3	28	22	868824
GR.3	32	24	868825
GR.3	36	29	868826

CUTLINE



REDUCTION TAP ADAPTER

ADAPTABLE ON DOWEL WITH AND WITHOUT FRICTION

Size	Reduction	Ref.
GR.3	GR.1	868901
GR.3	GR.2	868902

Size	Reduction	Ref.
GR.1	GR.0	868899
GR.2	GR.1	868900

PULL STUD DIN 2080

CUTLINE

Taper	Thread	Ref.
SK40	M16	869046
BT40	M16	869047
SK50	M24	869048



PULL STUD SEALED DIN 69872-B

CUTLINE

Taper	Thread	Ref.
SK40	M16	869050
SK50	M24	869051



PULL STUD THROUGH DIN 69872-A

CUTLINE

Thread	Tap	Ref.
M16	SK40	869053
M24	SK50	869054



PULL STUD SEALED MAS/BT

CUTLINE

Taper	Thread	Angle	Ref.
BT30	M12	45 DEG.	869056
BT40	M16	30 DEG.	869057
BT40	M16	45 DEG.	869058
BT40	M16	90 DEG.	869059
BT50	M24	30 DEG.	869060
BT50	M24	45 DEG.	869061
BT50	M24	90 DEG.	869062



PULL STUD THROUGH COOLANT SEALED MAS/BT

CUTLINE

Taper	Thread	Angle	Ref.
BT30	M12	30 DEG.	869064
BT30 BROTHER	M12	30 DEG.	869065
BT30	M12	45 DEG.	869066
BT40	M16	30 DEG.	869067
BT40	M16	45 DEG.	869068
BT40	M16	90 DEG.	869069
BT50	M24	30 DEG.	869070
BT50	M24	45 DEG.	869071
BT50	M24	90 DEG.	869072



CUTLINE



PULL STUD SEALED DIN 69872 MAS/BT

Taper	Thread	Angle	Ref.
BT40	M16	30 DEG.	869074
BT40	M16	45 DEG.	869075
BT40	M16	90 DEG.	869076

CUTLINE



PULL STUD THROUGH COOLANT SEALED DIN 69872 MAS/BT

Taper	Thread	Angle	Ref.
BT40	M16	30 DEG.	869078
BT40	M16	45 DEG.	869079
BT40	M16	90 DEG.	869080

CUTLINE



PULL STUD SEALED ISO 7388-2A

Taper	Thread	Ref.
BT30-SK30	M12	869082
BT40-SK40	M16	869083
BT50-SK50	M24	869084

CUTLINE



PULL STUD THROUGH COOLANT SEALED ISO 7388-2A

Taper	Thread	Ref.
BT40-SK40	M16	869086
BT50-SK50	M24	869087

CUTLINE



PULL STUD SEALED ISO 7388-2B

Taper	Thread	Ref.
BT40-SK40	M16	869778
BT50-SK50	M24	869779

CUTLINE



PULL STUD THROUGH COOLANT SEALED ISO 7388-2B

Taper	Thread	Ref.
BT40-SK40	M16	869780
BT50-SK50	M24	869781

VDI - B1 - RADIAL - RIGHT - SHORT

CUTLINE

DIN 69880

VDI	Dimensions	Ref.
30	20x40	870047
40	25x44	870048



VDI - B2 - RADIAL - LEFT - SHORT

CUTLINE

DIN 69880

VDI	Dimensions	Ref.
30	20x40	870050
40	25x44	870051



VDI - B3 - RADIAL - INVERSE - RIGHT - SHORT

CUTLINE

DIN 69880

VDI	Dimensions	Ref.
30	20x40	870053
40	25x44	870054



› SEE PAGE 202



Turning tools holders exter 95° MCLNR/L
Ref. 832682

CUTLINE



VDI - B4 - RADIAL - INVERSE - LEFT - SHORT

DIN 69880

VDI	Dimensions	Ref.
30	20x40	870056
40	25x44	870057

CUTLINE



VDI - B5 - RADIAL - RIGHT - LONG

DIN 69880

VDI	Dimensions	Ref.
30	20x40	870059
40	25x44	870060

CUTLINE



VDI - B6 - RADIAL - LEFT - LONG

DIN 69880

VDI	Dimensions	Ref.
30	20x40	870062
40	25x44	870063

VDI - B7 - RADIAL - INVERSE - RIGHT - LONG

CUTLINE

DIN 69880

VDI	Dimensions	Ref.
30	20x40	870065
40	25x44	870066



VDI - B8 - RADIAL - INVERSE - LEFT - LONG

CUTLINE

DIN 69880

VDI	Dimensions	Ref.
30	20x40	870068
40	25x44	870069



VDI - C1 - AXIAL - RIGHT - SHORT

CUTLINE

DIN 69880

VDI	Dimensions	Ref.
30	20x70	870071
40	25x85	870072



CUTLINE



VDI - C2 - AXIAL - LEFT - SHORT

DIN 69880

VDI	Dimensions	Ref.
30	20x70	870074
40	25x85	870075

CUTLINE



VDI - C3 - AXIAL - INVERSE - RIGHT - SHORT

DIN 69880

VDI	Dimensions	Ref.
30	20x70	870077
40	25x85	870078

CUTLINE



VDI - C4 - AXIAL - INVERSE - LEFT - SHORT

DIN 69880

VDI	Dimensions	Ref.
30	20x70	870080
40	25x85	870081

VDI - D1 - MULTIPLE - RIGHT - LEFT

CUTLINE

DIN 69880

VDI	Dimensions	Ref.
30	20x60	870083
40	25x72	870084



VDI - D2 - MULTIPLE - INVERSE - RIGHT - LEFT

CUTLINE

DIN 69880

VDI	Dimensions	Ref.
30	20x60	870086
40	25x72	870087



VDI - E1 - PARALELL

CUTLINE

DIN 69880

VDI	Dimensions	Ref.
30	Ø16	870089
30	Ø20	870090
30	Ø25	870091
30	Ø32	870092
30	Ø40	870093
40	Ø16	870094
40	Ø20	870095
40	Ø25	870096
40	Ø32	870097
40	Ø40	870098
40	Ø50	870099



CUTLINE



VDI - E2 - PARALELL

DIN 69880

VDI	Dimensions	Ref.
30	Ø06	870101
30	Ø08	870102
30	Ø10	870103
30	Ø12	870104
30	Ø16	870105
30	Ø20	870106
30	Ø25	870107
30	Ø30	870108
30	Ø32	870109
30	Ø40	870110
40	Ø06	870111
40	Ø08	870112
40	Ø10	870113
40	Ø12	870114
40	Ø16	870115
40	Ø20	870116
40	Ø25	870117
40	Ø30	870118
40	Ø32	870119
40	Ø40	870120
40	Ø50	870121

CUTLINE



VDI - E3 - OZ PINCER MANDREL HOLDER

DIN 69880

VDI	Dimensions	Ref.
30	OZ16	870123
30	OZ25	870124
30	OZ32	870125
40	OZ25	870126
40	OZ32	870127

CUTLINE



VDI - E4 - ER PINCER MANDREL HOLDER

DIN 69880

VDI	Dimensions	Ref.
30	ER16	870129
30	ER20	870130
30	ER25	870131
30	ER32	870132
30	ER40	870133
40	ER25	870134
40	ER32	870135
40	ER40	870136

VDI - MORSE TAPER SHANK HOLDER

CUTLINE

DIN 69880

VDI	Dimensions	Ref.
30	CM1	870138
30	CM2	870139
40	CM3	870140
40	CM1	870141
40	CM2	870142
40	CM3	870143
40	CM4	870144



VDI - GR TAPPING HOLDER

CUTLINE

DIN 69880

VDI	Dimensions	Ref.
30	Gr1 M03-12	870146
30	Gr2 M06-20	870147
40	Gr2 M06-20	870149
40	Gr3 M14-33	870150
40	Gr1 M03-12	870148



VDI - NC DRILL CHUCK HOLDER

CUTLINE

DIN 69880

VDI	Dimensions	Ref.
30	1 to 13	870152
30	2.5 to 16	870153
40	1 to 13	870154
40	2.5 to 16	870155



› SEE PAGE 1149



Anti-fatigue mat G-MAT bubble Ref. 865528

CUTLINE



VDI - TRD PARTING BLADE HOLDER

DIN 69880

VDI	Dimensions	Ref.
30	H26	870157
30	H32	870158
40	H26	870159
40	H32	870160

CUTLINE



VDI - TRDI PARTING BLADE HOLDER

DIN 69880

VDI	Dimensions	Ref.
30	H26	870162
30	H32	870163
40	H26	870164
40	H32	870165

CUTLINE



VDI - TRG PARTING BLADE HOLDER

DIN 69880

VDI	Dimensions	Ref.
30	H26	870167
30	H32	870168
40	H26	870169
40	H32	870170

› SEE PAGE 219



LTGC parting blade Ref. 867419

VDI - TB BAR PULLER

CUTLINE

DIN 69880

VDI	Dimensions	Ref.
30	D.10 to 75	870172
40	D.10 to 75	870173



VDI - PROTECTIVE CAP - STEEL

CUTLINE

DIN 69880

VDI	Ref.
30	870175
40	870176



VDI - PROTECTIVE CAP - PLASTIC

CUTLINE

DIN 69880

VDI	Ref.
30	870178
40	870179



› SEE PAGE 276



Centring spindle Ref. 847233



REVOLVING LATHE CENTRE WITH EXTENDED POINT TAPER SHANK

0,003 mm

Taper	Cone length (L1)	L2	L3	Taper diametre (d1)	D2	Maximum total difference	Max part weight / kg	Rpm (t/min)	Ref.
CM3	29	47	163	22	49	0.003 mm.	400	4200	844322
CM4	35	52	196	30	63	0.003 mm.	800	3100	844323
CM5	48	64	250	33	85	0.004 mm.	1750	2500	844324



REVOLVING LATHE CENTRE TAPER SHANK

0,003 mm

Taper	Copying cone length (L1)	L2	L3	D1	D2	Copying cone diametre (d3)	Maximum total difference	Max part weight / kg	Rpm (t/min)	Ref.
CM3	38	47	174	22	49	10	0.003 mm.	400	4200	844567
CM4	46	52	207	30	63	11	0.003 mm.	800	3100	844568
CM5	64	64	266	33	85	18	0.004 mm.	1750	2500	844569



REVOLVING LATHE CENTRE - PROFILED - EXTENDED POINT TAPER SHANK

Taper	Ø1	Ø2	Ø3	L1	L2	L3	Rpm (t/min)	Ref.
CM3	15	34	8	31	40	155	7000	847244
CM4	20	43	10	38	42	190	5000	847245
CM5	30	58	12	49	60	245	3500	847246

› SEE PAGE 213



Set of 3 boring bars INT 95° Ref. 855316

3D MECHANICAL LEAKTIGHT SENSOR

CUTLINE

Exact positioning of the spindle axis in alignment with the reference edge of the workpiece (edge of a workpiece or template). The 3D GISS probe determines the zero point in all positions and in all 3 axes.
The large stroke of the comparator and keys for probing the breaking point, securing the device. Unit control of each probe during its manufacture.

IP67



Ø assembly shank (mm)	Precision (mm)	Length without assembly shank (mm)	Ref.
20	0.01	113	844318

SHORT TOUCH SENSING - 25 MM

CUTLINE

Adaptable for 3D GISS sensor. Interchangeable key without mounting tool. The key change does not require any adjustment.



Ø (mm)	Ref.
4	844320

LONG TOUCH SENSING - 65 MM

CUTLINE

Adaptable for 3D GISS sensor. Interchangeable key without mounting tool. The key change does not require any adjustment.



Ø (mm)	Ref.
8	844316

› SEE PAGE 746



Stainless steel ruler Ref. 865226

› SEE PAGE 746



Flanged precision square Ref. 797003

› SEE PAGE 746



Divider Ref. 852004

CUTLINE



PROBE COMPARATOR

Brass housing. Matt chrome-plated finish.
Flat back. Stainless steel rod treated diameter 8h6.
Easy to reset. Supplied in flat back + ear back

ISO 463

Resolution (mm)	Stroke (mm)	Ø dial (mm)	Ref.
0.01	0 to 10	58	864919

CUTLINE



LEVER COMPARATOR

Brass housing. Matt chrome-plated finish.
Ball diameter 2mm length 13.5mm.
Including connectors D.6 mm + D.8 mm.

DIN 2270

Resolution (mm)	Stroke (mm)	Ø dial (mm)	Ref.
0.01	0.8	30	864921

CUTLINE



SHORT WATER SHEET PROBE KEY

For lever comparator 864921

Breaking diameter (mm)	Length (mm)	Ref.
2	13.5	864922

CUTLINE



LONG WATER SHEET PROBE KEY

For lever comparator 864921

Breaking diameter (mm)	Length (mm)	Ref.
2.5	16.5	864923

CUTLINE



ASSEMBLY WRENCH

For lever comparator 864921

Ref.
864924

SLIDING COMPARATOR HOLDER

GISS

Universal flange for 6 and 8 diameters. Fine tuning.

Attraction force (N)	Base dimensions (mm)	Arm length (mm)	Ref.
800	60x50x55	176+150	865084



HINGED COMPARATOR HOLDER

GISS

Universal flange for 6 and 8 diameters. Fine tuning;

Attraction force (N)	Base dimensions (mm)	Arm length (mm)	Ref.
800	60x50x55	290	865082



HINGED COMPARATOR HOLDER

CUTLINE

Universal flange for 6 and 8 - 3/8'' and dovetail connector. Fine tuning. Cam locking.

Attraction force (N)	Base dimensions (mm)	Arm length (mm)	Ref.
320	40x30x35	107	865086
800	60x50x55	211	865088



GISS



MECHANICAL CALIPER

Supplied with case.

ISO 13385-1

Capacity (ml)	Resolution (mm)	L. of noses (mm)	Ref.
0 to 150	0.02	40	865146
0 to 200	0.02	50	865147

CUTLINE



MECHANICAL SCRIBER GAUGE WITH DOUBLE COLUMN DIAL

Capacity (ml)	Resolution (mm)	Ref.
0 to 300	0.01	831477
0 to 600	0.01	831478

CUTLINE



CENTRING SPINDLE

<= 0,005 mm

V500 tr/min

Precision alignment (mm)	Ø	Shoulder Dia.	Ref.
<= 0.005	6	6	847233
<= 0.005	10	10	847234
<= 0.005	10	4	847235

CUTLINE



CENTRAL CENTRING SPINDLE

<= 0,005 mm

Ø	Shoulder Dia.	Ref.
6	6	847241
10	10 - 4	847242

SET OF 15 BOXES OF FOIL

CUTLINE

Supplied with a cutting tool.

No. of boxes	Range of thickness (mm)	Material	Ref.
15	0.01 to 0.25	Steel	865141
15	0.30 to 1.00	Steel	865142



BOX OF FOIL

CUTLINE

Thickness (mm)	Width (mm)	Length (m)	Material	Ref.
0.005	12.7	5	Steel	865107
0.01	12.7	5	Steel	865108
0.02	12.7	5	Steel	865109
0.03	12.7	5	Steel	865110
0.04	12.7	5	Steel	865111
0.05	12.7	5	Steel	865112
0.06	12.7	5	Steel	865113
0.07	12.7	5	Steel	865114
0.08	12.7	5	Steel	865115
0.09	12.7	5	Steel	865116
0.1	12.7	5	Steel	865117
0.12	12.7	5	Steel	865118
0.15	12.7	5	Steel	865119
0.18	12.7	5	Steel	865120
0.2	12.7	5	Steel	865121
0.25	12.7	5	Steel	865122
0.3	12.7	5	Steel	865123
0.35	12.7	5	Steel	865124
0.4	12.7	5	Steel	865125
0.45	12.7	5	Steel	865126
0.5	12.7	5	Steel	865127
0.55	12.7	5	Steel	865128
0.6	12.7	5	Steel	865129
0.65	12.7	5	Steel	865130
0.7	12.7	5	Steel	865131
0.75	12.7	5	Steel	865132
0.8	12.7	5	Steel	865133
0.85	12.7	5	Steel	865134
0.9	12.7	5	Steel	865135
0.95	12.7	5	Steel	865136
1	12.7	5	Steel	865137



FOIL GUIDE

CUTLINE

Ref.
865139



CUTLINE



FEELER GAUGE

Number of blades	Measurement range (mm)	Length (mm)	Material	Ref.
13	0.05 to 1	100	Steel	864898
20	0.05 to 1	100	Steel	864899
21	0.05 to 2	100	Steel	864900
20	0.05 to 1	100	Steel	864901
20	0.05 to 1	100	Brass	864902

CUTLINE



THREAD-CUTTING GAUGE

Number of blades	Measurement range (mm)	Ref.
24	Metric 0.25 to 6	864904
52	Metric 0.25 to 6 - Whitworth 4-62	864905
6	Gas 8-28	864906
22	UNC 4-64	864907
16	UNF 12-80	864908

CUTLINE



RADIUS GAUGE

Number of blades	Measurement range (mm)	Ref.
34	1 to 7	864910
32	7.5 to 15	864911
30	15.5 to 25	864912

CUTLINE



THREAD-CUTTING GAUGE

Angle	Ref.
60°	864914
55°	864915

CUTLINE



WELDING GAUGE

60°-70°-80°-90° angle

Resolution (mm)	Stroke (mm)	Ref.
0.1	20	864917

GAUGE BLOCK SET

CUTLINE

Slip gauge case with 47 class 2 wedges.
1 segment of 1.005 mm. 19 segments of 1.01 mm to 1.19 mm by 0.01 mm
8 segments of 1.1 mm to 1.9 mm by 0.1 mm. 9 segments of 1 mm to 9 mm by 1 mm.
10 segments of 10 mm to 100 mm by 10 mm

Number of pieces	Material	Tolerance	Range (mm)	Ref.
47	Steel	Class 2	1.005 to 100	865144



0-32 BRIX REFRACTOMETER

CUTLINE

Measurement range	Ref.
0 to 32%	864930



MAGNIFYING GLASS 10X

CUTLINE

AAA 1.5 V battery included.
LED Lighting.
Delivered in a case.

Magnification	Ref.
10x	864926



MAGNIFYING GLASS 3X - 5X - 7X

CUTLINE

CR2032 3 V battery included.
LED Lighting.
Delivered in a case.

Magnification	Ref.
3x - 5x - 7x	864928



CUTLINE

DOUBLE SMOOTH PLUG H7



Nominal diameter (mm)	Tolerance Standard	Ref.
1	H7	864639
1.5	H7	864640
2	H7	864641
2.5	H7	864642
3	H7	864643
3.5	H7	864644
4	H7	864645
4.5	H7	864646
5	H7	864647
5.5	H7	864648
6	H7	864649
7	H7	864650
8	H7	864651
9	H7	864652
10	H7	864653
11	H7	864654
12	H7	864655
13	H7	864656
14	H7	864657
15	H7	864658
16	H7	864659
17	H7	864660
18	H7	864661
19	H7	864662
20	H7	864663
21	H7	864664
22	H7	864665
23	H7	864666
24	H7	864667
25	H7	864668
26	H7	864669
27	H7	864670
28	H7	864671
30	H7	864672

Nominal diameter (mm)	Tolerance Standard	Ref.
32	H7	864673
33	H7	864674
34	H7	864675
35	H7	864676
36	H7	864677
37	H7	864678
38	H7	864679
40	H7	864680
42	H7	864681
44	H7	864682
45	H7	864683
46	H7	864684
47	H7	864685
48	H7	864686
50	H7	864687
52	H7	864688
55	H7	864689
58	H7	864690
60	H7	864691
62	H7	864692
65	H7	864693
68	H7	864694
70	H7	864695
72	H7	864696
75	H7	864697
78	H7	864698
80	H7	864699
82	H7	864700
85	H7	864701
88	H7	864702
90	H7	864703
92	H7	864704
95	H7	864705
100	H7	864706

CUTLINE

CALIBRATION RING - TYPE C



Nominal diameter (mm)	Tolerance Standard	Ref.
3	DIN 2250-C	864780
3.5	DIN 2250-C	864781
4	DIN 2250-C	864782
4.5	DIN 2250-C	864783
5	DIN 2250-C	864784
5.5	DIN 2250-C	864785
6	DIN 2250-C	864786
7	DIN 2250-C	864787
8	DIN 2250-C	864788
9	DIN 2250-C	864789
10	DIN 2250-C	864790
11	DIN 2250-C	864791
12	DIN 2250-C	864792
13	DIN 2250-C	864793
14	DIN 2250-C	864794
15	DIN 2250-C	864795
16	DIN 2250-C	864796
17	DIN 2250-C	864797
18	DIN 2250-C	864798
19	DIN 2250-C	864799
20	DIN 2250-C	864800
21	DIN 2250-C	864801
22	DIN 2250-C	864802

Nominal diameter (mm)	Tolerance Standard	Ref.
23	DIN 2250-C	864803
24	DIN 2250-C	864804
25	DIN 2250-C	864805
26	DIN 2250-C	864806
27	DIN 2250-C	864807
28	DIN 2250-C	864808
30	DIN 2250-C	864809
32	DIN 2250-C	864810
33	DIN 2250-C	864811
34	DIN 2250-C	864812
35	DIN 2250-C	864813
36	DIN 2250-C	864814
37	DIN 2250-C	864815
38	DIN 2250-C	864816
40	DIN 2250-C	864817
42	DIN 2250-C	864818
44	DIN 2250-C	864819
45	DIN 2250-C	864820
46	DIN 2250-C	864821
47	DIN 2250-C	864822
48	DIN 2250-C	864823
50	DIN 2250-C	864824

THREADED DOUBLE PLUG

CUTLINE



Type of threading	Dimensions	Nominal diameter in mm	Nominal diameter in inches	Thread mm / threads per inch	Tolerance Standard	Ref.
Metric	M1.6X0.35	1.6	-	0.35	6H	864708
Metric	M2X0.40	2	-	0.4	6H	864709
Metric	M2.5X0.45	2.5	-	0.45	6H	864710
Metric	M3X0.50	3	-	0.5	6H	864711
Metric	M4X0.70	4	-	0.7	6H	864712
Metric	M5X0.80	5	-	0.8	6H	864713
Metric	M6X1.00	6	-	1	6H	864714
Metric	M7X1.00	7	-	1	6H	864715
Metric	M8X1.25	8	-	1.25	6H	864716
Metric	M9X1.25	9	-	1.25	6H	864717
Metric	M10X1.50	10	-	1.5	6H	864718
Metric	M11X1.50	11	-	1.5	6H	864719
Metric	M12X1.75	12	-	1.75	6H	864720
Metric	M14X2.00	14	-	2	6H	864721
Metric	M16X2.00	16	-	2	6H	864722
Metric	M18X2.50	18	-	2.5	6H	864723
Metric	M20X2.50	20	-	2.5	6H	864724
Metric	M22X2.50	22	-	2.5	6H	864725
Metric	M24X3.00	24	-	3	6H	864726
Metric	M27X3.00	27	-	3	6H	864727
Metric	M30X3.50	30	-	3.5	6H	864728
Metric end	MF6x0.75	6	-	0.75	6H	864730
Metric end	MF8x0.75	8	-	0.75	6H	864731
Metric end	MF8x1.00	8	-	1	6H	864732
Metric end	MF10x1.00	10	-	1	6H	864733
Metric end	MF12x1.00	12	-	1	6H	864734
Metric end	MF12x1.50	12	-	1.5	6H	864735
Metric end	MF14x1.50	14	-	1.5	6H	864736
Metric end	MF16x1.50	16	-	1.5	6H	864737
Metric end	MF20x1.50	20	-	1.5	6H	864738
Whitworth - Gas	G1/16	7.723	1/16''	0.907 / 28f	ISO 228	864740
Whitworth - Gas	G1/8	9.728	1/8''	0.907 / 28f	ISO 228	864741
Whitworth - Gas	G1/4	13.157	1/4''	1.337 / 19f	ISO 228	864742
Whitworth - Gas	G3/8	16.662	3/8''	1.337 / 19f	ISO 228	864743
Whitworth - Gas	G1/2	20.955	1/2''	1.814 / 14f	ISO 228	864744
Whitworth - Gas	G5/8	22.911	5/8''	1.814 / 14f	ISO 228	864745
Whitworth - Gas	G3/4	26.441	3/4''	1.814 / 14f	ISO 228	864746
Whitworth - Gas	G1	33.249	1''	2.309 / 11f	ISO 228	864747
UNC	UNC 5-40	3.175	N.5 - 1/8''	0.63 / 40f	2B ANSI B1.1	864749
UNC	UNC 6-32	3.505	N.6	0.79 / 32	2B ANSI B1.1	864750
UNC	UNC 8-32	4.166	N.8	0.79 / 32	2B ANSI B1.1	864751
UNC	UNC 10-24	4.826	N.10	1.06 / 24f	2B ANSI B1.1	864752
UNC	UNC 12-24	5.486	N.12	1.06 / 24f	2B ANSI B1.1	864753
UNC	UNC 1/4-20	6.35	1/4''	1.27 / 20f	2B ANSI B1.1	864754
UNC	UNC 5/16-18	7.938	5/16''	1.41 / 18f	2B ANSI B1.1	864755
UNC	UNC 3/8-16	9.525	3/8''	1.59 / 16f	2B ANSI B1.1	864756
UNC	UNC 7/16-14	11.113	7/16''	1.81 / 14f	2B ANSI B1.1	864757
UNC	UNC 1/2-13	12.7	1/2''	1.95 / 13f	2B ANSI B1.1	864758
UNC	UNC 9/16-12	14.288	9/16''	2.12 / 12f	2B ANSI B1.1	864759
UNC	UNC 3/4-10	19.05	3/4''	2.54 / 10f	2B ANSI B1.1	864760
UNC	UNC 7/8-9	22.225	7/8''	2.82 / 9f	2B ANSI B1.1	864761
UNC	UNC 1-8	25.4	1''	3.18 / 8f	2B ANSI B1.1	864762
UNF	UNF 5-44	3.175	N.5 - 1/8''	0.58 / 44f	2B ANSI B1.1	864764
UNF	UNF 6-40	3.505	N.6	0.63 / 40f	2B ANSI B1.1	864765
UNF	UNF 8-36	4.166	N.8	0.71 / 36f	2B ANSI B1.1	864766
UNF	UNF 10-32	4.826	N.10	0.79 / 32f	2B ANSI B1.1	864767
UNF	UNF 12-28	5.486	N.12	0.91 / 28f	2B ANSI B1.1	864768
UNF	UNF 1/4-28	6.35	1/4''	0.91 / 28f	2B ANSI B1.1	864769
UNF	UNF 5/16-24	7.938	5/16''	1.06 / 24f	2B ANSI B1.1	864770
UNF	UNF 3/8-24	9.525	3/8''	1.06 / 24f	2B ANSI B1.1	864771
UNF	UNF 7/16-20	11.113	7/16''	1.27 / 20f	2B ANSI B1.1	864772
UNF	UNF 1/2-20	12.7	1/2''	1.27 / 20f	2B ANSI B1.1	864773
UNF	UNF 9/16-18	14.288	9/16''	1.41 / 18f	2B ANSI B1.1	864774
UNF	UNF 5/8-18	15.875	5/8''	1.41 / 18f	2B ANSI B1.1	864775
UNF	UNF 3/4-16	19.05	3/4''	1.59 / 16f	2B ANSI B1.1	864776
UNF	UNF 7/8-14	22.225	7/8''	1.81 / 14f	2B ANSI B1.1	864777
UNF	UNF 1-12	25.4	1''	2,12 / 12	2B ANSI B1.1	864778

CUTLINE



THREADED RING INPUT

Type of threading	Dimensions	Nominal diameter in mm	Nominal diameter in inches	Thread mm / threads per inch	Tolerance Standard	Ref.
Metric	M1.6X0.35	1.6	-	0.35	6g	864826
Metric	M2X0.40	2	-	0.4	6g	864827
Metric	M2.5X0.45	2.5	-	0.45	6g	864828
Metric	M3X0.50	3	-	0.5	6g	864829
Metric	M4X0.70	4	-	0.7	6g	864830
Metric	M5X0.80	5	-	0.8	6g	864831
Metric	M6X1.00	6	-	1	6g	864832
Metric	M7X1.00	7	-	1	6g	864833
Metric	M8X1.25	8	-	1.25	6g	864834
Metric	M9X1.25	9	-	1.25	6g	864835
Metric	M10X1.50	10	-	1.5	6g	864836
Metric	M11X1.50	11	-	1.5	6g	864837
Metric	M12X1.75	12	-	1.75	6g	864838
Metric	M14X2.00	14	-	2	6g	864839
Metric	M16X2.00	16	-	2	6g	864840
Metric	M18X2.50	18	-	2.5	6g	864841
Metric	M20X2.50	20	-	2.5	6g	864842
Metric	M22X2.50	22	-	2.5	6g	864843
Metric	M24X3.00	24	-	3	6g	864844
Metric	M27X3.00	27	-	3	6g	864845
Metric	M30X3.50	30	-	3.5	6g	864846
Metric end	MF6x0.75	6	-	0.75	6g	864848
Metric end	MF8x0.75	8	-	0.75	6g	864849
Metric end	MF8x1.00	8	-	1	6g	864850
Metric end	MF10x1.00	10	-	1	6g	864851
Metric end	MF12x1.00	12	-	1	6g	864852
Metric end	MF12x1.50	12	-	1.5	6g	864853
Metric end	MF14x1.50	14	-	1.5	6g	864854
Metric end	MF16x1.50	16	-	1.5	6g	864855
Metric end	MF20x1.50	20	-	1.5	6g	864856
Whitworth - Gas	G1/16	7.723	1/16''	0.907 / 28f	A	864858
Whitworth - Gas	G1/8	9.728	1/8''	0.907 / 28f	A	864859
Whitworth - Gas	G1/4	13.157	1/4''	1.337 / 19f	A	864860
Whitworth - Gas	G3/8	16.662	3/8''	1.337 / 19f	A	864861
Whitworth - Gas	G1/2	20.955	1/2''	1.814 / 14f	A	864862
Whitworth - Gas	G5/8	22.911	5/8''	1.814 / 14f	A	864863
Whitworth - Gas	G3/4	26.441	3/4''	1.814 / 14f	A	864864
Whitworth - Gas	G1	33.249	1''	2.309 / 11f	A	864865
UNC	UNC 5-40	3.175	N.5 - 1/8''	0.63 / 40f	2ABS919	864867
UNC	UNC 6-32	3.505	N.6	0.79 / 32	2ABS919	864868
UNC	UNC 8-32	4.166	N.8	0.79 / 32	2ABS919	864869
UNC	UNC 10-24	4.826	N.10	1.06 / 24f	2ABS919	864870
UNC	UNC 12-24	5.486	N.12	1.06 / 24f	2ABS919	864871
UNC	UNC 1/4-20	6.35	1/4''	1.27 / 20f	2ABS919	864872
UNC	UNC 5/16-18	7.938	5/16''	1.41 / 18f	2ABS919	864873
UNC	UNC 3/8-16	9.525	3/8''	1.59 / 16f	2ABS919	864874
UNC	UNC 7/16-14	11.113	7/16''	1.81 / 14f	2ABS919	864875
UNC	UNC 1/2-13	12.7	1/2''	1.95 / 13f	2ABS919	864876
UNC	UNC 9/16-12	14.288	9/16''	2.12 / 12f	2ABS919	864877
UNC	UNC 3/4-10	19.05	3/4''	2.54 / 10f	2ABS919	864878
UNC	UNC 7/8-9	22.225	7/8''	2.82 / 9f	2ABS919	864879
UNC	UNC 1-8	25.4	1''	3.18 / 8f	2ABS919	864880
UNF	UNF 5-44	3.175	N.5 - 1/8''	0.58 / 44f	2ABS919	864882
UNF	UNF 6-40	3.505	N.6	0.63 / 40f	2ABS919	864883
UNF	UNF 8-36	4.166	N.8	0.71 / 36f	2ABS919	864884
UNF	UNF 10-32	4.826	N.10	0.79 / 32f	2ABS919	864885
UNF	UNF 12-28	5.486	N.12	0.91 / 28f	2ABS919	864886
UNF	UNF 1/4-28	6.35	1/4''	0.91 / 28f	2ABS919	864887
UNF	UNF 5/16-24	7.938	5/16''	1.06 / 24f	2ABS919	864888
UNF	UNF 3/8-24	9.525	3/8''	1.06 / 24f	2ABS919	864889
UNF	UNF 7/16-20	11.113	7/16''	1.27 / 20f	2ABS919	864890
UNF	UNF 1/2-20	12.7	1/2''	1.27 / 20f	2ABS919	864891
UNF	UNF 9/16-18	14.288	9/16''	1.41 / 18f	2ABS919	864892
UNF	UNF 5/8-18	15.875	5/8''	1.41 / 18f	2ABS919	864893
UNF	UNF 3/4-16	19.05	3/4''	1.59 / 16f	2ABS919	864894
UNF	UNF 7/8-14	22.225	7/8''	1.81 / 14f	2ABS919	864895
UNF	UNF 1-12	25.4	1''	2,12 / 12	2ABS919	864896

BIOLOGICAL CLEANING PARTS WASHER BIO 20

CUTLINE

Type	Contents	Ext. diameter	Weight when empty	Maximum load	Ref.
BIO 20	20 litres	520x560x400	14 kg	50 kg	861473

ACCESSORIES FOR BIO 20		Ref.
BIOLOGICAL FLUID - SPECIAL SENSITIVE METALS - JAR OF 20 L	1	863257
SET OF 6 FILTERS	1	861477
ENZYMES BOOSTER	6	861479
PUMP FOR BIOLOGICAL PARTS WASHER 20	1	861495
LEVEL SENSOR FOR BIOLOGICAL PARTS WASHER 20	1	861497
TEMPERATURE SENSOR FOR BIOLOGICAL PARTS WASHER 20	1	861499
HEATER ELEMENT FOR BIOLOGICAL PARTS WASHER 20	1	861501
ELECTRICAL UNIT FOR BIOLOGICAL PARTS WASHER 20	1	861503
TECHNICAL UNIT FOR BIOLOGICAL PARTS WASHER 20	1	861505
BRUSH	1	861481



BIOLOGICAL CLEANING PARTS WASHER BIO 80

CUTLINE

Type	Type	Ext. diameter	Weight when empty	Maximum load	Ref.
BIO 80	80 Litres	736x1000x1015	32 Kg	227 Kg	861471

ACCESSORIES FOR BIO 80		Ref.
BIOLOGICAL FLUID - SPECIAL SENSITIVE METALS - JAR OF 20L	1	863257
BOX OF 6 FILTERS	1	861477
ENZYMES BOOSTER	6	861479
PUMP FOR BIOLOGICAL PARTS WASHER 80	1	861483
PROBE FOR BIOLOGICAL PARTS WASHER 80	1	861485
HEATER ELEMENT FOR BIOLOGICAL PARTS WASHER 80	1	861487
CONTROL SET FOR BIOLOGICAL PARTS WASHER 80	1	861489
NYLON PRE FILTER FOR BIOLOGICAL PARTS WASHER 80	1	861491
SET OF WHEELS FOR BIOLOGICAL PARTS WASHER 80	1	861493
BRUSH	1	861481



ECOLOGICAL: non-hazardous for users or the environment / **ECONOMICAL:** no need to drain - delivered with fluid and filter / **EFFECTIVE:** produces an optimal result thanks to the surface-active agents and enzymes

DELIVERED READY-TO-USE, with fluid and bio-filter

GISS



G-COIL WIRE THREAD INSERT

G-COIL are designed to reinforce or repair all types of taps. Stainless steel 304L

Diameter	Thread	Length		Ref.
M2	0,4	1xd	100	869123
M2	0,4	1.5xd	100	869124
M2	0,4	2xd	100	869125
M2	0,4	2.5xd	100	869126
M2	0,4	3xd	100	869127
M2.5	0,45	1xd	100	869128
M2.5	0,45	1.25xd	100	869129
M2.5	0,45	1.5xd	100	869130
M2.5	0,45	2xd	100	869131
M2.5	0,45	2.5xd	100	869132
M2.5	0,45	3xd	100	869133
M3	0,5	1xd	100	869134
M3	0,5	1.25xd	100	869135
M3	0,5	1.5xd	100	869136
M3	0,5	2xd	100	869137
M3	0,5	2.5xd	100	869138
M3	0,5	3xd	100	869139
M4	0,7	1xd	100	869140
M4	0,7	1.25xd	100	869141
M4	0,7	1.5xd	100	869142
M4	0,7	2xd	100	869143
M4	0,7	2.5xd	100	869144
M4	0,7	3xd	100	869145
M5	0,8	1xd	100	869146
M5	0,8	1.25xd	100	869147
M5	0,8	1.5xd	100	869148
M5	0,8	2xd	100	869149
M5	0,8	2.5xd	100	869150
M5	0,8	3xd	100	869151
M6	1	1xd	100	869152
M6	1	1.25xd	100	869153
M6	1	1.5xd	100	869154
M6	1	2xd	100	869155
M6	1	2.5xd	100	869156
M6	1	3xd	100	869157
M7	1	1xd	50	869158
M7	1	1.5xd	50	869159
M7	1	2xd	50	869160
M7	1	2.5xd	50	869161
M7	1	3xd	50	869162
MF8	1	1xd	50	869163
MF8	1	1.25xd	50	869164
MF8	1	1.5xd	50	869165
MF8	1	2xd	50	869166
MF8	1	2.5xd	50	869167

Diameter	Thread	Length		Ref.
MF8	1	3xd	50	869168
M8	1,25	1xd	100	869169
M8	1,25	1.25xd	100	869170
M8	1,25	1.5xd	100	869171
M8	1,25	2xd	100	869172
M8	1,25	2.5xd	100	869173
M8	1,25	3xd	100	869174
MF10	1	1xd	50	869175
MF10	1	1.5xd	50	869176
MF10	1	2xd	50	869177
MF10	1	2.5xd	50	869178
MF10	1	3xd	50	869179
MF10	1,25	1xd	50	869180
MF10	1,25	1.5xd	50	869181
MF10	1,25	2xd	50	869182
MF10	1,25	2.5xd	50	869183
MF10	1,25	3xd	50	869184
M10	1,5	1xd	100	869185
M10	1,5	1.25xd	100	869186
M10	1,5	1.5xd	100	869187
M10	1,5	2xd	100	869188
M10	1,5	2.5xd	50	869189
M10	1,5	3xd	50	869190
M11	1,5	1xd	50	869191
M11	1,5	1.5xd	50	869192
M11	1,5	2xd	50	869193
M11	1,5	2.5xd	50	869194
M11	1,5	3xd	50	869195
MF12	1,25	1xd	50	869196
MF12	1,25	1.5xd	50	869197
MF12	1,25	2xd	50	869198
MF12	1,25	2.5xd	50	869199
MF12	1,25	3xd	50	869200
MF12	1,5	1xd	50	869201
MF12	1,5	1.5xd	50	869202
MF12	1,5	2xd	50	869203
MF12	1,5	2.5xd	50	869204
MF12	1,5	3xd	50	869205
M12	1,75	1xd	50	869206
M12	1,75	1.25xd	50	869207
M12	1,75	1.5xd	50	869208
M12	1,75	2xd	50	869209
M12	1,75	2.5xd	50	869210
M12	1,75	3xd	50	869211

TAP STRAIGHT FLUTE FOR G-COIL

GISS

G-COIL taps are for tapping holes before laying G-COIL



G-COIL thread diameter	G-COIL thread pitch	Ref.
M2	0,4	869223
M2.5	0,45	869224
M3	0,5	869225
M4	0,7	869226
M5	0,8	869227
M6	1	869228
M7	1	869229
MF8	1	869230
M8	1,25	869231
MF10	1	869232
MF10	1,25	869233
M10	1,5	869234
M11	1,5	869235
MF12	1,25	869236
MF12	1,5	869237
MF12	1,75	869238

TAP SPIRAL FLUTE FOR G-COIL

GISS

G-COIL taps are for tapping holes before laying G-COIL



G-COIL thread diameter	G-COIL thread pitch	Ref.
M2	0,4	869242
M2.5	0,45	869243
M3	0,5	869244
M4	0,7	869245
M5	0,8	869246
M6	1	869247
MF8	1	869248
M8	1,25	869249
MF10	1,25	869250
M10	1,5	869251
MF12	1,25	869252
MF12	1,5	869253
M12	1,75	869254

GISS



DRILL FOR G-COIL

G-COIL drills are for drilling holes before placing G-COIL

G-COIL thread diameter	G-COIL thread pitch	Drill diameter	Ref.
M2	0,4	2,1	869261
M2.5	0,45	2,6	869262
M3	0,5	3,2	869263
M4	0,7	4,2	869264
M5	0,8	5,2	869265
M6	1	6,3	869266
M7	1	7,3	869267
MF8	1	8,3	869268
M8	1,25	8,4	869269
MF10	1	10,3	869270
MF10	1,25	10,4	869271
M10	1,5	10,5	869272
M11	1,5	11,5	869273
MF12	1	12,3	869274
MF12	1,25	12,4	869275
MF12	1,5	12,5	869276
M12	1,75	12,5	869277

GISS



G-COIL INSERT TOOL

Installation pin for G-COIL

G-COIL thread diameter	Spindle number	Ref.
M2	1	869280
M2.5	2	869281
M3	3	869282
M4	4	869283
M5	5	869284
M6	6	869285
M7	7	869286
M8 - MF8	8	869287
M10 - MF10	9	869288
M11	10	869289
M12 - MF12	11	869290

MANUAL BREAKER FOR G-COIL

GISS

Manual breaker for G-COIL



G-COIL thread diameter	Breaker number	Ref.
M2 - M2.5	1	869292
M3	2	869293
M4	3	869294
M5	4	869295
M6	5	869296
M7	6	869297
M8 - MF8	7	869298
M10 - MF10	8	869299
M11 - M12	9	869300
MF12	10	869301

AUTOMATIC BREAKER FOR G-COIL

GISS

Automatic breaker for G-COIL



G-COIL thread diameter	Breaker number	Ref.
M2	1	869304
M2.5	2	869305
M3	3	869306
M4	4	869307
M5	5	869308
M6	6	869309
M8 - MF8	7	869310
M10 - MF10	8	869311
M12 - MF12	9	869312

EXTRACTOR FOR G-COIL

GISS

G-COIL extractor



G-COIL thread diameter	Ref.
M2 TO M12	869314

GISS



INSTALLATION DEVICE FOR G-COIL

G-COIL inserter

G-COIL thread diameter	Thread	Placer tool number	Ref.
M2.5	0,45	1	869316
M3	0,5	2	869317
M4	0,7	3	869318
M5	0,8	4	869319
M6	1	5	869320
M7	1	6	869321
M8	1	7	869322
M8	1,25	8	869323
M10	1	9	869324
M10	1,25	10	869325
M10	1,5	11	869326
M11	1,5	12	869327
M12	1	13	869328
M12	1,25	14	869329
M12	1,5	15	869330
M12	1,75	16	869331

GISS



METRIC G-COIL SET - M4 TO M12

Kit including drills, taps, G-COIL, installation pins and switches from M4 to M12

G-COIL thread diameter	Ref.
M4 TO M12	869334

› SEE PAGE 99



Countersinks «EASYCUT» - HSS Co5
HDMX - 90° Ref. 869748

SPECIAL KIT COMPLETE FOR 1/4" - EASY COOL 1/4"

Content	Number of pieces	Ref.
1 mounting clamp - 60 segments - 2 taps- 2 couplings - 3x2 round nozzles - 1 flat nozzle - 4 bent nozzles - 1 Y outlet - 1 non-return valve	78	865046



CUTLINE

STANDARD EQUIPMENT 1/4" - EASY COOL 1/4"

Content	Number of pieces	Ref.
2 male couplings 1/4 and 1/8'' - 3 round nozzles Ø 1.6-3.2 and 6.35 mm - 20 segments 1/4''	25	865018



CUTLINE

SET OF 20 SEGMENTS 1/4" - EASY COOL 1/4"

Type	Input diameter (inches)	Output diameter (inches)	Ref.
Segment	1/4	1/4	865020



CUTLINE

SEGMENT ASSEMBLE CLAMPS 1/4" - EASY COOL 1/4"

Ref.
865044



CUTLINE

SET OF 2 TAPS 1/4" ONLINE - EASY COOL 1/4"

Type	External thread (inches)	Ref.
Online	1/4	865038



CUTLINE

SET OF 2 TAPS 1/4" MALE NPT - EASY COOL 1/4"

Type	External thread (inches)	Ref.
NPT male	1/4	865040



CUTLINE

SET OF 4 SET SQUARE NOZZLES 1/4" - EASY COOL 1/4"

3 round Ø 1.6-3.2-6.35 mm + 1 with a hole Ø 2.3 mm width 19 mm.

Type	Input diameter (inches)	Ref.
Set square	1/4	865023



CUTLINE

CUTLINE



SET OF 4 ROUND NOZZLES - EASY COOL 1/4"

Type	Input diameter (inches)	Output diameter mm	Ref.
Round	1/4	1,6	865025
Round	1/4	3,2	865026
Round	1/4	6,35	865027

CUTLINE



SET OF 2 LAT NOZZLES WIDTH 28 MM - EASY COOL 1/4"

Type	Input diameter (inches)	Output width mm	Ref.
Flat	1/4	28	865029

CUTLINE



SET OF 4 NPT COUPLINGS - EASY COOL 1/4"

Type	External thread (inches)	Ref.
NPT	1/8	865031
NPT	1/4	865032

CUTLINE



SET OF 2 OUTLETS IN Y - EASY COOL 1/4"

Type	Input diameter (inches)	Output diameter (inches)	Ref.
In Y	1/4	1/4	865034

CUTLINE



SET OF 2 MALE-FEMALE ELBOWS - EASY COOL 1/4"

Type	Input diameter (inches)	Output diameter (inches)	Ref.
Elbow	1/4	1/4	865036

CUTLINE



SET OF 2 NON-RETURN VALVES 1/4" - EASY COOL 1/4"

Type	Input diameter (inches)	Output diameter (inches)	Ref.
Non-return valve	1/4	1/4	865042

CUTLINE



SET OF 2 OUTLETS-REDUCTION GEAR 1/4" - EASY COOL 1/2"

Type	Input diameter (inches)	Output diameter (inches)	Ref.
Outlet - reduction	1/2	1/4	865066

CUTLINE



SET OF 2 REDUCTION GEAR 1/2" TO 1/4" - EASY COOL 1/2"

External thread (inches)	Ref.
1/2 to 1/4	865068

SPECIAL KIT COMPLETE FOR 1/2" - EASY COOL 1/2"

Content	Number of pieces	Ref.
1 assembly clamp - 36 segments - 2 taps - 2 couplings - 3x2 round nozzles - 1 flat nozzle - 4 bent nozzles - 1 Y outlet - 1 non-return valve	54	865080



CUTLINE

STANDARD EQUIPMENT 1/2" - EASY COOL 1/2"

Content	Number of pieces	Ref.
2 male couplings 3/8 "and 1/2" - 3 round nozzles Ø 6.35-9.52 and 12.7 mm - 12 segments 1/2 "	17	865048



CUTLINE

SET OF 12 SEGMENTS 1/2" - EASY COOL 1/2"

Type	Input diameter (inches)	Output diameter (inches)	Ref.
Segment	1/2	1/2	865050



CUTLINE

SEGMENT ASSEMBLY CLAMPS 1/2" - EASY COOL 1/2"

Ref.
865078



CUTLINE

SET OF 2 TAPS 1/2" - ONLINE - EASY COOL 1/2"

Type	External thread (inches)	Ref.
Online	1/2	865072



CUTLINE

SET OF 2 TAPS 1/2" - NPT MÂLE - EASY COOL 1/2"

Type	External thread (inches)	Ref.
NPT male	1/2	865074



CUTLINE

SET OF 4 SQUARE NOZZLES 1/2" - EASY COOL 1/2"

3 round Ø 6.35-9.5-12.7 mm + 1 with a hole Ø 4.2 mm width 43 mm.

Type	Input diameter (inches)	Ref.
Set square	1/2	865053



CUTLINE

CUTLINE



SET OF 4 ROUND NOZZLES - EASY COOL 1/2"

Type	Input diameter (inches)	Ref.
Round	1/2	865057
Round	1/2	865055
Round	1/2	865056

CUTLINE



SET OF 2 FLAT NOZZLES WIDTH 34 MM - EASY COOL 1/2"

Type	Input diameter (inches)	Ref.
Flat	1/2	865059

CUTLINE



SET OF 4 NPT FITTINGS - EASY COOL 1/2"

Type	External thread (inches)	Ref.
NPT	1/2	865062
NPT	3/8	865061

CUTLINE



SET OF 2 OUTLETS IN Y - EASY COOL 1/2"

Type	Input diameter (inches)	Output diameter (inches)	Ref.
In Y	1/2	1/2	865064

CUTLINE



SET OF 2 MALE-FEMALE ELBOWS - EASY COOL 1/2"

Type	Input diameter (inches)	Output diameter (inches)	Ref.
Elbow	1/2	1/2	865070

CUTLINE



SET OF 2 CHECK VALVES 1/2" - EASY COOL 1/2"

Type	Input diameter (inches)	Output diameter (inches)	Ref.
Non-return valve	1/2	1/2	865076

UNIVERSAL DEBURRING KIT

CUTLINE

Number of blades	Content	Ref.
11	Universal blue deburring tool + 1 HSS blade type Ø2.6-G2 mounted tool holder for deburring blades 5 HSS blades type Ø3.2-G10 5 HSS blades type Ø2.6-G1	847231



UNIVERSAL DEBURRING TOOL SLEEVE

CUTLINE

For tool holder ref. 847220.

Ø	Ref.
2,6-3,2	847218



DEBURRING BLADE TOOL HOLDER

CUTLINE

Reversible tool holder

Ø	Ref.
2.6 and 3.2	847220



STRONG HSS BLADES TYPE Ø 3.2

CUTLINE

The rate unit being the box.

Ø Blade	Type	Blade	Job direction	Application	Match		Ref.
G10	Strong Blade	40°	Right	Aluminum, copper, PVC, steel	S10-E100	10	847222
G20	Strong Blade	60°	Right and left	Aluminum, copper, PVC, polyamide, steel, brass, cast iron	S20-E200	10	847223
G35	Strong Blade	55°	Right and left	Brass, cast iron and straight edges	S35-E300	10	847224



CUTLINE



THIN HSS BLADES TYPE Ø 2.6

Ø Blade	Type	Blade	Job direction	Application	Match 1		Ref.
G1	Thin Blade	40°	Right	Polyamide, steel, copper, aluminum	N1-B10	10	847226
G2	Thin Blade	80°	Right and left	PVC, polyamide, brass, cast iron, steel, copper, aluminium	N2-B20	10	847227

CUTLINE



Ø 10.4 - HSS - CHAMFERING MILLER

Bits suitable for the tool case 847220

Capacity	Ø of shank	Ref.
Ø1 to Ø10.4	Ø3.2	865099

CUTLINE



Ø 16.5 - HSS CHAMFERING MILLER

Bits suitable for the tool case 847220

Capacity	Ø of shank	Ref.
Ø1 to Ø16.5	Ø3.2	865101

CUTLINE



Ø18 - HSS - EXTERNAL CHAMFERING MILLER

Bits suitable for the tool case 847220

Capacity	Ø of shank	Ref.
Ø4 to Ø18	Ø3.2	865103

CUTLINE



ADJUSTABLE DOUBLE SCRAPER

Scraper for the sleeve 847218

Total length	Usable length	Ref.
120	30	865105

CUTLINE



DISPOSABLE DEBURRING PENCIL

Non-replaceable blade

Ø Blade	Applications	Ref.
3.2	Alu-PVC-copper-steel	847229

DOUBLE-SIDED DEBURRING TOOL FOR METAL SHEETS

CUTLINE

Guard serves as a guide as it rests on the sheet metal.
- For deburring both sides of sheet metal in one stroke.
- Capacity of 0 to 12.
- Use of the whole circumference of the blades, which are reversible, to prolong the duration of use.
- Hand protection.
- Can be used with a single blade for angles.

Capacity	Ref.
0 to 12mm	865094



DOUBLE-SIDED DEBURRING BLADE

CUTLINE

The pack contains 4 segments

Material		Ref.
HSS	4	865096
HSS Co8%	4	865097



REVERSIBLE DEBURRING TOOL

CUTLINE

Blades with 2 sets of cutting edges for deburring to the right or to the left, by pushing or pulling.

Simple pressure on the push-button toggles the blade, inserting it into, or removing it from the hole.

Deburring possible in both rotation directions.

Capacity	Min. diameter	Blade width	Useable length	Ref.
Ø3 to Ø5.5	2.8	7	20	865090
Ø5 to Ø10	5	12	25	865091
Ø10 to Ø22	9	23	62	865092



\+ Deburring both clockwise and anti-clockwise

HAND CHAMFER MILLING CUTTER

GISS

fab.

D (mm)	Ref.
20,5	854094



CUTLINE CARBIDE BURS

RECOMMENDED SPEED		Bur Head Diameter					
		3mm (1/8»)	6mm (1/4»)	8(0.315»)	10mm (3/8»)	12mm (1/2»)	16mm (5/8»)
Maximum Operating Speed in RPM		90 000	65 000	60 000	55 000	35 000	25 000
Aluminium Plastics	Speed range	60 000 -- 80 000	15000 -- 60 000	12500 -- 55 000	10 000 -- 50 000	7 000 -- 30 000	6 000 -- 20 000
	Reco. Start Point	65 000	40 000	30 000	25 000	20 000	15 000
Copper, Bronze, Cast Iron, Brass	Speed range	45 000 -- 80 000	22 500 -- 60 000	20 000 -- 55 000	15 000 -- 40 000	11 000 -- 30 000	9 000 -- 20 000
	Reco. Start Point	65 000	45 000	40 000	30 000	25 000	20 000
Unhardened Steel	Speed range	60 000 -- 80 000	45 000 -- 60 000	35 000 -- 50 000	30 000 -- 40 000	22 500 -- 30 000	18 000 -- 20 000
	Reco. Start Point	80 000	50 000	40 000	30 000	25 000	20 000
Hardened Steel, Stainless Steel, Nimonic Alloys	Speed range	60 000 -- 80 000	35 000 -- 45 000	27 000 -- 40 000	19 000 -- 30 000	15 000 -- 22 500	12 000 -- 18 000
	Reco. Start Point	80 000	40 000	30 000	25 000	20 000	15 000

Advices based on a bur with a 45mm (1» 3/4) shank length and a maximum 10mm overhang from the collet chuck.
For long and extended shanks reduce speed at 15 000 rpm.

RECOMMENDATIONS

YES

Reduce the overhang from the collet chuck at maximum (we recommend to let 10mm from the the carbide head to the chuck.
Check the concentricity, the carbide bur should rotate round before any operations and should be fixed correctly.
Act by smooth and constant movements in both directions, no need to apply strong pressure, let the bur do its work. For a better finish, reverse or cross the direction of work.

Use at low speeds (see recommendations) or exceed the recommended maximum speeds.
Enclose the bur in the material of more than a third of its periphery or use it in a groove or cavity.
Leave the bur too hot, taking the risk of melting the braze (especially on those whose heads have a diameter much greater than their attachment).

STEEL Cut: Roughing application



ALU Cut: Soft material application



DOUBLE Cut: Universal application



DIAMOND Cut: Finish & Hard material application



INOX Cut: Stainless steel application



NEGATIVE Cut: Roughing & Heavy Duty application



SINGLE Cut: Finishing application



CUTLINE



CARBIDE BURS SETS

Number of milling cutters	Shape	Cutter	Application	D 1 Ø Nominal	D2 Ø Shank	Ref.
10	A/B/C/D/E/F/G/H/M/L	Cross-type	Universal	3	3	863252
5	B/C/D/F/L	Cross-type	Universal	9.5	6	847279
4	B/C/D/L	Negative	Rough boring	12.7	6	863253
4	B/C/D/L	Steel	Rough boring	9.5	6	863254
4	A/C/D/L	Steel	Rough boring	9.5	6	863255
4	B/C/D/L	Alu	Alu	12.7	6	863256

CARBIDE BUR - CYLINDRICAL - A SHAPE

CUTLINE





Shape	Cutter	Application	D 1 Ø Nominal	D2 Ø Shank	L1 L. Overall	L2 L. Cutting	Ref.
Shape A	Steel	Rough boring	9.5	6	65	19	863113
Shape A	Steel	Rough boring	12.7	6	70	25	863114

CARBIDE BUR - CYLINDRICAL END CUT - B SHAPE

CUTLINE





Shape	Cutter	Application	D 1 Ø Nominal	D2 Ø Shank	L1 L. Overall	L2 L. Cutting	Ref.
Shape B	Cross-type	Universal	3	3	38	13	847248
Shape B	Cross-type	Universal	6	3	45	13	863116
Shape B	Cross-type	Universal	6	6	50	19	847249
Shape B	Cross-type	Universal	8	6	65	19	863117
Shape B	Cross-type	Universal	9.5	6	65	19	847250
Shape B	Cross-type	Universal	12.7	6	70	25	847251
Shape B	Cross-type	Universal	16	6	70	25	863118
Shape B	Negative	Rough boring	9.5	6	65	19	863119
Shape B	Negative	Rough boring	12.7	6	70	25	863120
Shape B	Steel	Rough boring	9.5	6	65	19	863121
Shape B	Steel	Rough boring	12.7	6	70	25	863122
Shape B	Simple	Finishing	3	3	38	13	863123
Shape B	Simple	Finishing	6	3	45	13	863124
Shape B	Simple	Finishing	6	6	50	19	863125
Shape B	Simple	Finishing	8	6	65	19	863126
Shape B	Simple	Finishing	9.5	6	65	19	863127
Shape B	Simple	Finishing	12.7	6	70	25	863128
Shape B	Diamond	Finishing	9.5	6	65	19	863129
Shape B	Diamond	Finishing	12.7	6	70	25	863130
Shape B	Alu	Alu	6	6	50	19	863131
Shape B	Alu	Alu	9.5	6	65	19	863132
Shape B	Alu	Alu	12.7	6	70	25	863133

CARBIDE BUR - CYLINDRICAL BALL NOSED - C SHAPE





Shape	Cutter	Application	D 1 Ø Nominal	D2 Ø Shank	L1 L. Overall	L2 L. Cutting	Ref.
Shape C	Cross-type	Universal	3	3	38	14	847263
Shape C	Cross-type	Universal	6	3	45	13	863137
Shape C	Cross-type	Universal	6	6	50	19	847264
Shape C	Cross-type	Universal	8	6	65	19	863138
Shape C	Cross-type	Universal	9.5	6	65	19	847265
Shape C	Cross-type	Universal	12.7	6	70	25	847266
Shape C	Cross-type	Universal	16	6	70	25	847267
Shape C	Negative	Rough boring	9.5	6	65	19	863139
Shape C	Negative	Rough boring	12.7	6	70	25	863140
Shape C	Steel	Rough boring	9.5	6	65	19	863141
Shape C	Steel	Rough boring	12.7	6	70	25	863142
Shape C	Steel	Rough boring	9.5	6	65	19	863143
Shape C	Steel	Rough boring	12.7	6	70	25	863144
Shape C	Simple	Finishing	3	3	38	14	863145
Shape C	Simple	Finishing	6	3	45	13	863146
Shape C	Simple	Finishing	6	6	50	19	863147
Shape C	Simple	Finishing	8	6	65	19	863148
Shape C	Simple	Finishing	9.5	6	65	19	863149
Shape C	Simple	Finishing	12.7	6	70	25	863150
Shape C	Diamond	Finishing	9.5	6	65	19	863151
Shape C	Diamond	Finishing	12.7	6	70	25	863152
Shape C	Alu	Alu	6	6	50	19	863153
Shape C	Alu	Alu	9.5	6	65	19	863154
Shape C	Alu	Alu	12.7	6	70	25	863155

CARBIDE BUR - BALL - D SHAPE





Shape	Cutter	Application	D 1 Ø Nominal	D2 Ø Shank	L1 L. Overall	L2 L. Cutting	Ref.
Shape D	Cross-type	Universal	3	3	38	2.7	847274
Shape D	Cross-type	Universal	6	6	50	5.4	847275
Shape D	Cross-type	Universal	8	6	52	7.2	863157
Shape D	Cross-type	Universal	9.5	6	53	9	847276
Shape D	Cross-type	Universal	12.7	6	55	10.8	847277
Shape D	Cross-type	Universal	16	6	60	14.4	863158
Shape D	Negative	Rough boring	9.5	6	53	9	863159
Shape D	Negative	Rough boring	12.7	6	55	10.8	863160
Shape D	Steel	Rough boring	9.5	6	53	9	863161
Shape D	Steel	Rough boring	12.7	6	55	10.8	863162
Shape D	Steel	Rough boring	9.5	6	53	9	863163
Shape D	Steel	Rough boring	12.7	6	55	10.8	863164
Shape D	Simple	Finishing	3	3	38	2.7	863165
Shape D	Simple	Finishing	6	6	50	5.4	863166
Shape D	Simple	Finishing	8	6	52	7.2	863167
Shape D	Simple	Finishing	9.5	6	53	9	863168
Shape D	Simple	Finishing	12.7	6	55	10.8	863169
Shape D	Diamond	Finishing	9.5	6	53	9	863170
Shape D	Diamond	Finishing	12.7	6	55	10.8	863171
Shape D	Alu	Alu	6	6	50	5.4	863172
Shape D	Alu	Alu	9.5	6	53	9	863173
Shape D	Alu	Alu	12.7	6	55	10.8	863174

CARBIDE BUR - BALL NOSED TREE - F SHAPE

CUTLINE





Shape	Cutter	Application	D 1 Ø Nominal	D2 Ø Shank	L1 L. Overall	L2 L. Cutting	Ref.
Shape F	Cross-type	Universal	3	3	38	13	847258
Shape F	Cross-type	Universal	6	3	45	13	863176
Shape F	Cross-type	Universal	6	6	50	16	847259
Shape F	Cross-type	Universal	9.5	6	65	19	847260
Shape F	Cross-type	Universal	12.7	6	70	25	847261
Shape F	Cross-type	Universal	16	6	70	25	863177
Shape F	Negative	Rough boring	9.5	6	65	19	863178
Shape F	Negative	Rough boring	12.7	6	70	25	863179
Shape F	Steel	Rough boring	9.5	6	65	19	863180
Shape F	Steel	Rough boring	12.7	6	70	25	863181
Shape F	Steel	Rough boring	9.5	6	65	19	863182
Shape F	Steel	Rough boring	12.7	6	70	25	863183
Shape F	Simple	Finishing	3	3	38	13	863184
Shape F	Simple	Finishing	6	3	45	13	863185
Shape F	Simple	Finishing	6	6	50	16	863186
Shape F	Simple	Finishing	9.5	6	65	19	863187
Shape F	Simple	Finishing	12.7	6	70	25	863188
Shape F	Diamond	Finishing	9.5	6	65	19	863189
Shape F	Diamond	Finishing	12.7	6	70	25	863190
Shape F	Alu	Alu	6	6	50	16	863191
Shape F	Alu	Alu	9.5	6	65	19	863192
Shape F	Alu	Alu	12.7	6	70	25	863193

CARBIDE BUR - POINTED TREE - G SHAPE

CUTLINE





Shape	Cutter	Application	D 1 Ø Nominal	D2 Ø Shank	L1 L. Overall	L2 L. Cutting	Ref.
Shape G	Cross-type	Universal	3	3	38	13	863195
Shape G	Cross-type	Universal	6	3	45	13	863196
Shape G	Cross-type	Universal	6	6	50	16	863197
Shape G	Cross-type	Universal	8	6	65	19	863198
Shape G	Cross-type	Universal	9.5	6	65	19	863199
Shape G	Cross-type	Universal	12.7	6	70	25	863200
Shape G	Cross-type	Universal	16	6	70	25	863201
Shape G	Simple	Finishing	3	3	38	13	863202
Shape G	Simple	Finishing	6	3	45	13	863203
Shape G	Simple	Finishing	6	6	50	16	863204
Shape G	Simple	Finishing	8	6	65	19	863205
Shape G	Simple	Finishing	9.5	6	65	19	863206
Shape G	Simple	Finishing	12.7	6	70	25	863207

CARBIDE BUR - FLAME - H SHAPE





Shape	Cutter	Application	D 1 Ø Nominal	D2 Ø Shank	L1 L. Overall	L2 L. Cutting	Ref.
Shape H	Cross-type	Universal	6	6	50	14	863209
Shape H	Cross-type	Universal	12	6	77	32	863210
Shape H	Cross-type	Universal	16	6	80	36	863211
Shape H	Negative	Rough boring	12	6	77	32	863212
Shape H	Steel	Rough boring	12	6	77	32	863213
Shape H	Steel	Rough boring	12	6	77	32	863214
Shape H	Diamond	Finishing	12	6	77	32	863215

CARBIDE BUR - CONICAL 60° - J SHAPE





Shape	Cutter	Application	D 1 Ø Nominal	D2 Ø Shank	L1 L. Overall	L2 L. Cutting	Ref.
Shape J	Simple	Finishing	6	6	50	4	863217
Shape J	Simple	Finishing	10	6	55	8	863218
Shape J	Simple	Finishing	12	6	60	11	863219

CARBIDE BUR - CONICAL 90° - K SHAPE

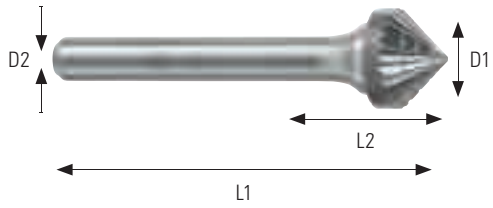



Shape	Cutter	Application	D 1 Ø Nominal	D2 Ø Shank	L1 L. Overall	L2 L. Cutting	Ref.
Shape K	Simple	Finishing	6	6	50	3	863221
Shape K	Simple	Finishing	10	6	55	5	863222
Shape K	Simple	Finishing	12	6	54	6	863223

CARBIDE BUR - CONICAL BALL NOSED - L SHAPE





Shape	Cutter	Application	D 1 Ø Nominal	D2 Ø Shank	L1 L. Overall	L2 L. Cutting	Ref.
Shape L	Cross-type	Universal	3	3	38	13	847269
Shape L	Cross-type	Universal	6	6	50	16	847270
Shape L	Cross-type	Universal	8	6	69	22	863225
Shape L	Cross-type	Universal	9.5	6	75	27	847271
Shape L	Cross-type	Universal	12.7	6	75	30	847272
Shape L	Cross-type	Universal	16	6	78	33	863226
Shape L	Negative	Rough boring	9.5	6	75	27	863227
Shape L	Negative	Rough boring	12.7	6	75	30	863228
Shape L	Steel	Rough boring	9.5	6	75	27	863229
Shape L	Steel	Rough boring	12.7	6	75	30	863230
Shape L	Steel	Rough boring	9.5	6	75	19	863231
Shape L	Steel	Rough boring	12.7	6	75	30	863232
Shape L	Simple	Finishing	3	3	38	13	863233
Shape L	Simple	Finishing	6	6	50	16	863234
Shape L	Simple	Finishing	8	6	69	22	863235
Shape L	Simple	Finishing	9.5	6	75	27	863236
Shape L	Simple	Finishing	12.7	6	75	30	863237
Shape L	Diamond	Finishing	9.5	6	75	27	863238
Shape L	Diamond	Finishing	12.7	6	75	30	863239
Shape L	Alu	Alu	6	6	50	16	863240
Shape L	Alu	Alu	9.5	6	75	27	863241
Shape L	Alu	Alu	12.7	6	75	30	863242

CARBIDE BUR - CONICAL POINTED - M SHAPE





Shape	Cutter	Application	D 1 Ø Nominal	D2 Ø Shank	L1 L. Overall	L2 L. Cutting	Ref.
Shape M	Cross-type	Universal	3	3	38	11	847253
Shape M	Cross-type	Universal	6	3	45	13	863244
Shape M	Cross-type	Universal	6	6	50	19	847254
Shape M	Cross-type	Universal	9.5	6	65	16	847255
Shape M	Cross-type	Universal	12.7	6	70	25	847256
Shape M	Cross-type	Universal	16	6	73	25	863245
Shape M	Simple	Finishing	3	3	38	11	863246
Shape M	Simple	Finishing	6	3	45	13	863247
Shape M	Simple	Finishing	6	6	50	19	863248
Shape M	Simple	Finishing	9.5	6	65	16	863249
Shape M	Simple	Finishing	12.7	6	70	25	863250

GISS



STAINLESS STEEL CUTTING DISC "LIFE+ EVO"

Standard: NF 12413 - OSA Label

Flat hub. No iron, chlorine or sulphur
Very high output - Extended lifetime.
Comes in a metal box

OSA | EN 12413 | A | I

Diameter	Thickness	Bore		Ref.
115	1	22.23	25	866809
115	1.6	22.23	25	866810
125	1	22.23	25	866811
125	1.6	22.23	25	866812
230	2	22.23	10	866813

GISS



«DTI» - STAINLESS STEEL - CUTTING DISC

Standard: NF 12413 - OSA Label

Flat hub. No iron, chlorine or sulphur

OSA | EN 12413 | I

Diameter	Thickness	Bore		Ref.
115	1	22.23	25	866815
115	1.6	22.23	25	866816
125	1	22.23	25	866817
125	1.6	22.23	25	866818
230	2	22.23	10	866819

GISS



«DTA» - METAL - CUTTING DISC

Standard: NF 12413 - OSA Label

Offset hub.

OSA | EN 12413 | A

Diameter	Thickness	Bore		Ref.
115	2.5	22.23	25	866821
125	2.5	22.23	25	866822
230	2.5	22.23	10	866823

«FLEXI-CUT» CUTTING AND DEBURRING DISC

GISS

Standard: NF 12413 - OSA Label

Offset hub.
2 in 1 disc - Cuts and deburrs safely
Comes in a metal box

OSA | EN 12413 | A | I



Diameter	Thickness	Bore	📦	Ref.
115	2	22.23	10	866829
125	2	22.23	10	866830

«DEA» - STEEL - DEBURRING DISC

GISS

Standard: NF 12413 - OSA Label

Offset hub

OSA | EN 12413 | A



Diameter	Thickness	Bore	📦	Ref.
115	6	22.23	10	866825
125	6	22.23	10	866826
230	6	22.23	10	866827

«DTM» - MATERIAL - CUTTING DISC

GISS

Standard: NF 12413 - OSA Label

Offset hub

OSA | EN 12413



Diameter	Thickness	Bore	📦	Ref.
115	2.5	22.23	10	866832
125	2.5	22.23	10	866833
230	2.5	22.23	10	866834

GISS



«DLBZ» - CURVED - FLAP DISC

Standard: EN 13743

ZIRCONIUM curved fibre disc. Use: deburring, grinding, polishing.
2 in 1 disc - Cuts and deburrs safely
Very high output - Extended lifetime

EN 13743 | A | I

Diameter	Support	Grain	Abrasive	Bore		Ref.
115	CURVED	40	ZIRCONIUM	22.23	10	866836
115	CURVED	60	ZIRCONIUM	22.23	10	866837
115	CURVED	80	ZIRCONIUM	22.23	10	866838
115	CURVED	120	ZIRCONIUM	22.23	10	866839
125	CURVED	40	ZIRCONIUM	22.23	10	866840
125	CURVED	60	ZIRCONIUM	22.23	10	866841
125	CURVED	80	ZIRCONIUM	22.23	10	866842
125	CURVED	120	ZIRCONIUM	22.23	10	866843

GISS



«DLPZ» - FLAT - FLAP DISC

Standard: EN 13743

ZIRCONIUM flat fibre disc. Use: deburring, grinding, polishing.
Very high output - Extended lifetime.

EN 13743 | A | I

Diameter	Support	Grain	Abrasive	Bore		Ref.
115	FLAT	40	ZIRCONIUM	22.23	10	866845
115	FLAT	60	ZIRCONIUM	22.23	10	866846
115	FLAT	80	ZIRCONIUM	22.23	10	866847
115	FLAT	120	ZIRCONIUM	22.23	10	866848
125	FLAT	40	ZIRCONIUM	22.23	10	866849
125	FLAT	60	ZIRCONIUM	22.23	10	866850
125	FLAT	80	ZIRCONIUM	22.23	10	866851
125	FLAT	120	ZIRCONIUM	22.23	10	866852

GISS



«DLBC» - CURVED - FLAP DISC

Standard: EN 13743

Ceramic curved fibre disc. Use: deburring, grinding, polishing.
Very high output - Extended lifetime.

EN 13743 | A | I

Diameter	Support	Grain	Abrasive	Bore		Ref.
115	CURVED	40	CERAMIC	22.23	10	866854
115	CURVED	60	CERAMIC	22.23	10	866855
115	CURVED	80	CERAMIC	22.23	10	866856
115	CURVED	120	CERAMIC	22.23	10	866857
125	CURVED	40	CERAMIC	22.23	10	866858
125	CURVED	60	CERAMIC	22.23	10	866859
125	CURVED	80	CERAMIC	22.23	10	866860
125	CURVED	120	CERAMIC	22.23	10	866861

GISS



«DLPC» - FLAT - FLAP DISC

Standard: EN 13743

CERAMIC flat fibre disc. Use: deburring, grinding, polishing.
Very high output - Extended lifetime.

EN 13743 | A | I

Diameter	Support	Grain	Abrasive	Bore		Ref.
115	FLAT	40	CERAMIC	22.23	10	866863
115	FLAT	60	CERAMIC	22.23	10	866864
115	FLAT	80	CERAMIC	22.23	10	866865
115	FLAT	120	CERAMIC	22.23	10	866866
125	FLAT	40	CERAMIC	22.23	10	866867
125	FLAT	60	CERAMIC	22.23	10	866868
125	FLAT	80	CERAMIC	22.23	10	866869
125	FLAT	120	CERAMIC	22.23	10	866870

MINI QUICKCHANGE - ZIRCONIUM

GISS



- Ideal for sanding in less accessible areas or for working in very small areas.
- Exceptional lifetime in comparison with conventional abrasive disc with the same diameter.
- Featuring a rapid replacement and locking system, the tool offers a convenient way to change the disc.
- Compatible with the Roloc system.

Diameter	Grain	Abrasive		Ref.
50	40	ZIRCONIUM	10	866462
50	60	ZIRCONIUM	10	866463
50	80	ZIRCONIUM	10	866464
50	120	ZIRCONIUM	10	866465

MINI QUICKCHANGE - CERAMIC

GISS



- Ideal for sanding in less accessible areas or for working in very small areas.
- Exceptional lifetime in comparison with conventional abrasive disc with the same diameter.
- Featuring a rapid replacement and locking system, the tool offers a convenient way to change the disc.
- Compatible with the Roloc system.

Diameter	Grain	Abrasive		Ref.
50	40	CERAMIC	10	866467
50	60	CERAMIC	10	866468
50	80	CERAMIC	10	866469

FLEX QUICKCHANGE - ZIRCONIUM

GISS



- This disc is ideal for sanding, adjusting, finishing places where access is difficult and curved or contoured working spaces.

QUICKCHANGE FLEX offers:

- Easier access to difficult areas.
- Small operating area, reducing the time required for finishing.
- The degree of adaptability required to sand and finish various shapes and surfaces.
- A quick changing and locking system making disc replacement easy.
- Compatible with the Roloc system.

Diameter	Grain	Abrasive		Ref.
50	40	ZIRCONIUM	10	866471
50	60	ZIRCONIUM	10	866472
50	80	ZIRCONIUM	10	866473
50	120	ZIRCONIUM	10	866474

FLEX QUICKCHANGE - CERAMIC

GISS



- This disc is ideal for sanding, adjusting, finishing places where access is difficult and curved or contoured working spaces.

QUICKCHANGE FLEX offers:

- Easier access to difficult areas.
- Small operating area, reducing the time required for finishing.
- The degree of adaptability required to sand and finish various shapes and surfaces.
- A quick changing and locking system making disc replacement easy.
- Compatible with the Roloc system.

Diameter	Grain	Abrasive		Ref.
50	40	CERAMIC	10	866476
50	60	CERAMIC	10	866477
50	80	CERAMIC	10	866478

GISS



BRITE - QUICKCHANGE DISC

- Ideal for eliminating small surface defects, handling marks, light oxidation marks and for cleaning all metals.
- Flexibility and ease of use.
- Does not alter the surface.
- Compatible with the Roloc system.

Diameter	Grain		Ref.
50	LARGE	25	866480
50	MEDIUM	25	866481
50	THIN	25	866482
50	END+	25	866483

GISS



ALOX - QUICKCHANGE DISC

Versatile and ideal for deburring, finishing, and for rounding off sharp corners on ferrous and non-ferrous materials.

- High initial performance which is maintained throughout its lifetime
- Excellent longevity.

Compatible with the Roloc system

Diameter	Grain	Abrasive		Ref.
50	40	CORUNDUM	50	866445
50	60	CORUNDUM	50	866446
50	80	CORUNDUM	50	866447
50	120	CORUNDUM	50	866448
50	180	CORUNDUM	50	866449
50	240	CORUNDUM	50	866450

GISS



ZIRCONIUM - QUICKCHANGE DISC

- Ideal for use on titanium, hastelloy, inconel and other exotic materials including composite materials.
- Fast removal of substances, regardless of pressure applied - from medium to high.
- Excellent longevity.
- Compatible with the Roloc system.

Diameter	Grain	Abrasive		Ref.
50	40	ZIRCONIUM	50	866452
50	60	ZIRCONIUM	50	866453
50	80	ZIRCONIUM	50	866454
50	120	ZIRCONIUM	50	866455

GISS



CERAMIC - QUICKCHANGE DISC

- Ideal for use on stainless steel, high-nickel alloys and other materials that are sensitive to changes in temperature.
- Containing a self-lubricating layer, which reduces the temperature during sanding.
- Quick removal of sanded material when applying pressure.
- Exceptional longevity.
- Reduced alteration of the colored surface of the workpiece.

Compatible with the Roloc system

Diameter	Grain	Abrasive		Ref.
50	40	CERAMIC	50	866457
50	60	CERAMIC	50	866458
50	80	CERAMIC	50	866459
50	120	CERAMIC	50	866460

QUICKCHANGE SYSTEM SUPPORT

GISS

Compatible with the Roloc system

Diameter	Type	Ref.
50	FLEXIBLE	866486



ZIRCONIUM - FIBRE DISC

GISS

Uses:
Deburring, sanding and refining steel and stainless steel, ideal for weld beads.

EN 13743



Diameter	Grain	Bore		Ref.
115	40	22.23	25	866918
115	60	22.23	25	866919
115	80	22.23	25	866920
115	120	22.23	25	866921
125	40	22.23	25	866922
125	60	22.23	25	866923
125	80	22.23	25	866924
125	120	22.23	25	866925

CERAMIC - FIBRE DISC

GISS

Uses:
Deburring, sanding and refining steel and stainless steel, ideal for weld beads.

EN 13743



Diameter	Grain	Bore		Ref.
115	40	22.23	25	866927
115	60	22.23	25	866928
115	80	22.23	25	866929
115	120	22.23	25	866930
125	40	22.23	25	866931
125	60	22.23	25	866932
125	80	22.23	25	866933
125	120	22.23	25	866934

FIBRE DISC HOLDER

GISS

EN 13743



Diameter	Attachment	Ref.
115	M14	866936
125	M14	866937

GISS



FLAP WHEELS

Laminated wheels are used in many areas and types of materials. Ideal for the removal of material, deburring, cleaning, sanding, fitting.

EN 13743

Diameter	Height	Grain	Ø rod		Ref.
30	15	60	3	10	866515
30	15	80	3	10	866516
30	15	120	3	10	866517
40	20	60	6	10	866518
40	20	80	6	10	866519
40	20	120	6	10	866520
60	30	60	6	10	866521
60	30	80	6	10	866522
60	30	120	6	10	866523

GISS



SPIRAL BAND

Applications: eliminating soldering, deburring, cleaning metal with limited access.

EN 13743

Diameter	Height	Grain		Ref.
22	20	50	50	866504
22	20	80	50	866505
30	30	50	50	866506
30	30	80	50	866507
45	30	50	50	866508
45	30	80	50	866509

GISS



SPIRAL BAND HOLDER

Rubber Spiral band Mandrel

Diameter	Height	Ø rod	Ref.
22	20	6	866511
30	30	6	866512
45	30	6	866513

MOUNTED POINTS

GISS



Type	Shape	Dimensions	Grain	Application		Ref.
ZY	CYLINDRICAL	3x6x3	100	UNIVERSAL	10	868094
ZY	CYLINDRICAL	4x8x3	100	UNIVERSAL	10	868095
ZY	CYLINDRICAL	5x10x3	100	UNIVERSAL	10	868096
ZY	CYLINDRICAL	6x10x3	100	UNIVERSAL	10	868097
ZY	CYLINDRICAL	6x13x3	100	UNIVERSAL	10	868098
ZY	CYLINDRICAL	8x13x3	100	UNIVERSAL	10	868099
ZY	CYLINDRICAL	8x13x6	80	UNIVERSAL	10	868100
ZY	CYLINDRICAL	10x20x6	80	UNIVERSAL	10	868101
ZY	CYLINDRICAL	13x25x6	80	UNIVERSAL	10	868102
ZY	CYLINDRICAL	16x32x6	60	UNIVERSAL	10	868103
ZY	CYLINDRICAL	20x25x6	60	UNIVERSAL	10	868104
ZY	CYLINDRICAL	25x32x6	60	UNIVERSAL	10	868105
ZY	CYLINDRICAL	6x13x3	60	UNIVERSAL	10	868106
ZY	CYLINDRICAL	8x13x6	46	UNIVERSAL	10	868107
ZY	CYLINDRICAL	10x20x6	46	UNIVERSAL	10	868108
ZY	CYLINDRICAL	13x25x6	46	UNIVERSAL	10	868109
ZY	CYLINDRICAL	16x32x6	30	UNIVERSAL	10	868110
ZY	CYLINDRICAL	20x25x6	30	UNIVERSAL	10	868111
ZY	CYLINDRICAL	25x32x6	30	UNIVERSAL	10	868112
ZY	CYLINDRICAL	16x4x6	46	UNIVERSAL	20	868114
ZY	CYLINDRICAL	20x6x6	46	UNIVERSAL	20	868115
ZY	CYLINDRICAL	25x6x6	46	UNIVERSAL	20	868116
ZY	CYLINDRICAL	32x8x6	30	UNIVERSAL	20	868117
ZY	CYLINDRICAL	40x10x6	30	UNIVERSAL	20	868118



Type	Shape	Dimensions	Grain	Application		Ref.
SP	BURR	5x10x3	60	UNIVERSAL	20	868120
SP	BURR	8x16x6	46	UNIVERSAL	20	868121
SP	BURR	13x20x6	46	UNIVERSAL	20	868122
SP	BURR	20x28x6	30	UNIVERSAL	20	868123



Type	Shape	Dimensions	Grain	Application		Ref.
KU	SPHERICAL	D.5x3	100	UNIVERSAL	20	868125
KU	SPHERICAL	D.8x6	80	UNIVERSAL	20	868126
KU	SPHERICAL	D.10x3	80	UNIVERSAL	20	868127
KU	SPHERICAL	D.13x6	46	UNIVERSAL	20	868128
KU	SPHERICAL	D.16x6	30	UNIVERSAL	20	868129
KU	SPHERICAL	D.20x6	30	UNIVERSAL	20	868130



Type	Shape	Dimensions	Grain	Application		Ref.
KE	CONICAL	10x25x6	46	UNIVERSAL	20	868132
KE	CONICAL	16x45x6	46	UNIVERSAL	20	868133
KE	CONICAL	20x32x6	30	UNIVERSAL	20	868134
KE	CONICAL	25x45x6	30	UNIVERSAL	20	868135



Type	Shape	Dimensions	Grain	Application		Ref.
ZY	CYLINDRICAL	10x20x6	80	NON-FERROUS	10	868137
ZY	CYLINDRICAL	13x25x6	80	NON-FERROUS	10	868138
ZY	CYLINDRICAL	16x32x6	80	NON-FERROUS	10	868139
ZY	CYLINDRICAL	20x25x6	80	NON-FERROUS	10	868140

GISS



ABRASIVE RING

Applications: polishing, deburring bore.
Nature of grain: Corundum

Diameter	Height	Grain	Tool type		Ref.
3	25	60	D1	10	866488
3	25	80	D1	10	866489
3	25	120	D1	10	866490
5	25	60	D1	10	866491
5	25	80	D1	10	866492
5	25	120	D1	10	866493
6	25	60	D2	10	866494
6	25	80	D2	10	866495
6	25	120	D2	10	866496
10	25	60	D2	10	866497
10	25	80	D2	10	866498
10	25	120	D2	10	866499
13	25	60	D2	10	866500
13	25	80	D2	10	866501
13	25	120	D2	10	866502

GISS



ABRASIVE RING HOLDER

Type	Rod diameter	Ref.
D1	3	867029
D2	6	867030

GISS



HANDY ROLL

Nature of grain: Corundum - Holder: canvas
Universal abrasive for all your metal operations.
Roller can be cut cleanly and easily

Width	Length	Grain	Ref.
40	25M	40	866872
40	25M	60	866873
40	25M	80	866874
40	25M	100	866875
40	25M	120	866876
40	25M	150	866877
40	25M	180	866878
40	25M	240	866879

ABRASIVE SHEET

GISS

Nature of grain: Corundum - Holder: paper
Universal abrasive for all your operations.
High cut flow rate.



Dimensions	Grain		Ref.
230x280	40	50	866881
230x280	60	50	866882
230x280	80	50	866883
230x280	100	50	866884
230x280	120	50	866885
230x280	150	50	866886
230x280	180	50	866887
230x280	220	50	866888
230x280	240	50	866889
230x280	280	50	866890
230x280	320	50	866891
230x280	400	50	866892

WATERPROOF ABRASIVE SHEET

GISS

Nature of grain: Corundum - Holder: latex treated paper
Universal abrasive for all your operations on metals, non-ferrous metals, wood, paints, varnishes.
Ideal for wet or dry finishes.



Dimensions	Grain		Ref.
230x280	80	50	866947
230x280	100	50	866948
230x280	120	50	866949
230x280	150	50	866950
230x280	180	50	866951
230x280	220	50	866952
230x280	240	50	866953
230x280	320	50	866954
230x280	400	50	866955
230x280	600	50	866956
230x280	800	50	866957
230x280	1000	50	866958
230x280	1200	50	866959

STICK-ON ABRASIVE SHEET

GISS

Nature of grain: Corundum - Holder: paper
Universal abrasive for all your operations.
High cut flow rate.



Dimensions	Grain		Ref.
70x125	80	100	866894
70x125	100	100	866895
70x125	120	100	866896
70x125	150	100	866897
70x125	180	100	866898
70x125	220	100	866899
70x125	240	100	866900
70x125	280	100	866901

ABRASIVE SHEET BLOCK

GISS

Excellent for flat and slightly convex surfaces.
Easy sanding thanks to its ergonomic shape.



Dimensions	Ref.
68x118x40	866903

GISS



ABRASIVE BELT - ZIRCONIUM

For universal use on wood, metal, paint and varnish.

Dimensions	Grain		Ref.
10x330	40	10	866525
10x330	60	10	866526
10x330	80	10	866527
10x330	100	10	866528
10x330	120	10	866529
13x454	40	10	866530
13x454	60	10	866531
13x454	80	10	866532
15x475	40	10	866533
15x475	60	10	866534
15x475	80	10	866535
20x520	40	10	866536
20x520	60	10	866537
20x520	80	10	866538

GISS



ABRASIVE BELT - CERAMIC

For universal use on wood, metal, paint and varnish.

Dimensions	Grain		Ref.
10x330	40	10	866540
10x330	60	10	866541
10x330	80	10	866542
13x454	40	10	866543
13x454	60	10	866544
13x454	80	10	866545
15x475	40	10	866546
15x475	60	10	866547
15x475	80	10	866548
20x520	40	10	866549
20x520	60	10	866550
20x520	80	10	866551

GISS



TANK BELT

Advantages: Special band for sanding machines - for universal use on wood, metal, paint and varnish

Dimensions	Grain		Ref.
75x533	40	10	866905
75x533	60	10	866906
75x533	80	10	866907
75x533	100	10	866908
75x533	120	10	866909
75x533	150	10	866910
100x610	60	10	866912
100x610	80	10	866913
100x610	100	10	866914
100x610	120	10	866915
100x610	150	10	866916
100x610	40	10	866911

BRITE - HANDY ROLL

GISS

Thanks to a 100% infusion, the abrasive grain is located on the surface and also inside the canvas.
Universal use. High durability.

Dimensions	Grain	Equivalence	Colour	Ref.
115x10M	MEDIUM	P 220-240	BROWN-RED	866939
115x10M	THIN	P 320	BROWN-RED	866940
115x10M	VERY FIN	P 400-500	GREEN	866941



BRITE - ABRASIVE SHEET

GISS

Thanks to a 100% infusion, the abrasive grain is located on the surface and also inside the canvas.
Universal use. High durability.

Dimensions	Grain	Equivalence	Colour	📦	Ref.
150x229	MEDIUM	P 220-240	BROWN-RED	10	866943
150x229	THIN	P 320	BROWN-RED	10	866944
150x229	VERY FIN	P 400-500	GREEN	10	866945



POLISHING BLOCK PASTE

GISS

We recommend white paste for perfect results.
To obtain a mirror finish we recommend the blue paste.
Brown paste is especially designed for use on non-ferrous metals.

Dimensions	Colour	Ref.
60x45x160	WHITE	866961
60x45x160	BROWN	866962
60x45x160	BLUE	866963



MACHINING › MATERIALS GROUPS

DIN	AFNOR	Material subgroup 1	Material subgroup 2
10 CrMo 9 10	10 CD 9.10	1.2 Construction steel	1.2.3 Alloyed
10 S 20	10 F 1	1.1 Free turning steel	1.1.1 Up to 500 N/mm²
10 SPb 20	10 PbF 2	1.1 Free turning steel	1.1.1 Up to 500 N/mm²
100 Cr 6	100 C 6	2.3 Steel for treatment	2.3.3 Alloyed Up to 800 N/mm²
100 Cr 6	Y 100 C 6	3.2 Tool steel for cold work	3.2.1 Low alloy Up to 1000 N/mm²
100 MnCrW 4	90 MWCV 5	3.2 Tool steel for cold work	3.2.1 Low alloy Up to 1000 N/mm²
100 V 1	Y1 105 V	3.2 Tool steel for cold work	3.2.1 Low alloy Up to 1000 N/mm²
105 WCr 6	105 WC 13	3.2 Tool steel for cold work	3.2.1 Low alloy Up to 1000 N/mm²
115 CrV 3	100 C 3	3.2 Tool steel for cold work	3.2.1 Low alloy Up to 1000 N/mm²
12 Ni 19	Z 18 N 5	1.2 Construction steel	1.2.3 Alloyed
120 WV 4	110 WC 20	3.2 Tool steel for cold work	3.2.1 Low alloy Up to 1000 N/mm²
13 Cr 2		2.1 Carburizing steel	2.1.2 150-200 HB
13 CrMo 4 4	15 CD 3.5	1.2 Construction steel	1.2.3 Alloyed
14 CrMoV 6 9	15 CDV 6	1.2 Construction steel	1.2.3 Alloyed
14 CrMoV 6 9		2.3 Steel for treatment	2.3.4 Alloyed 800-1000 N/mm²
14 CrMoV 6 9		2.3 Steel for treatment	2.3.5 Alloyed 1000-1300 N/mm²
14 CrMoV 6 9		2.3 Steel for treatment	2.3.6 Alloyed 1300-1600 N/mm²
14 MoV 6 3		1.2 Construction steel	1.2.3 Alloyed
14 Ni 6	16 N 6	1.2 Construction steel	1.2.3 Alloyed
14 NiCr 10	14 NC 11	2.1 Carburizing steel	2.1.3 Above 200 HB
14 NiCr 14	12 NC 15	2.1 Carburizing steel	2.1.3 Above 200 HB
14 NiCr 18		2.1 Carburizing steel	2.1.3 Above 200 HB
15 Cr 3	12 C 3	2.1 Carburizing steel	2.1.2 150-200 HB
15 CrMo 5	12 CD 4	2.1 Carburizing steel	2.1.3 Above 200 HB
15 CrMoV 5 9		2.2 Steel pour nitruration	2.2.2 Above 1000 N/mm²
15 CrNi 6	16 NC 6	2.1 Carburizing steel	2.1.3 Above 200 HB
15 Mo 3	15 D 3	1.2 Construction steel	1.2.3 Alloyed
15 NiCr 14	10 NC 12	3.2 Tool steel for cold work	3.2.1 Low alloy Up to 1000 N/mm²
15 S 20		1.1 Free turning steel	1.1.1 Up to 500 N/mm²
16 CrMo 4 4	15 CD 4.5	1.2 Construction steel	1.2.3 Alloyed
16 MnCr 5	16 MC 4	2.1 Carburizing steel	2.1.3 Above 200 HB
16 MnCrS 5		2.1 Carburizing steel	2.1.3 Above 200 HB
16 Mo 5		1.2 Construction steel	1.2.3 Alloyed
17 CrNiMo 6	18 NCD 6	2.1 Carburizing steel	2.1.3 Above 200 HB
18 CrNi 8	20 NC 6	2.1 Carburizing steel	2.1.3 Above 200 HB
20 CrMo 2		2.1 Carburizing steel	2.1.3 Above 200 HB
20 CrMo 5	18 CD 4	2.1 Carburizing steel	2.1.3 Above 200 HB
20 Mn 5	20 M 5	2.3 Steel for treatment	2.3.3 Alloyed Up to 800 N/mm²
20 MnCr 5	20 MC 5	2.1 Carburizing steel	2.1.3 Above 200 HB
20 MnCrS 5		2.1 Carburizing steel	2.1.3 Above 200 HB
20 MoCr 4		2.1 Carburizing steel	2.1.3 Above 200 HB
20 MoCrS 4		2.1 Carburizing steel	2.1.3 Above 200 HB
21 CrMoV 5 7		1.2 Construction steel	1.2.3 Alloyed
21 MnCr 5	20 NC 5	3.2 Tool steel for cold work	3.2.1 Low alloy Up to 1000 N/mm²
21 NiCrMo 2	20 NCD 2	2.1 Carburizing steel	2.1.3 Above 200 HB
23 CrMoB 3 3		2.1 Carburizing steel	2.1.3 Above 200 HB
25 CrMo 4	25 CD 4	2.3 Steel for treatment	2.3.3 Alloyed Up to 800 N/mm²
25 CrMo 4	25 CD 4 S	2.3 Steel for treatment	2.3.4 Alloyed 800-1000 N/mm²
25 CrMo 4	25 CD 4 S	2.3 Steel for treatment	2.3.5 Alloyed 1000-1300 N/mm²

DIN	AFNOR	Material subgroup 1	Material subgroup 2
25 MoCr 4		2.1 Carburizing steel	2.1.3 Above 200 HB
25 MoCrS 4		2.1 Carburizing steel	2.1.3 Above 200 HB
28 Cr 4		2.3 Steel for treatment	2.3.3 Alloyed Up to 800 N/mm²
28 Cr 4		2.3 Steel for treatment	2.3.4 Alloyed 800-1000 N/mm²
28 Mn 6	20 M 5	2.3 Steel for treatment	2.3.4 Alloyed 800-1000 N/mm²
28 NiCrMo 4		2.3 Steel for treatment	2.3.4 Alloyed 800-1000 N/mm²
30 CrMoV 9		2.3 Steel for treatment	2.3.5 Alloyed 1000-1300 N/mm²
30 CrMoV 9		2.3 Steel for treatment	2.3.6 Alloyed 1300-1600 N/mm²
30 CrNiMo 8	30 CND 8	2.3 Steel for treatment	2.3.5 Alloyed 1000-1300 N/mm²
30 CrNiMo 8	30 CND 8	2.3 Steel for treatment	2.3.6 Alloyed 1300-1600 N/mm²
30 Mn 5	35 M 5	2.3 Steel for treatment	2.3.4 Alloyed 800-1000 N/mm²
31 CrMo 12	30 CD 12	2.2 Steel pour nitruration	2.2.2 Above 1000 N/mm²
31 CrMoV 9		2.2 Steel pour nitruration	2.2.2 Above 1000 N/mm²
31 NiCr 14	18 NC 13	2.3 Steel for treatment	2.3.4 Alloyed 800-1000 N/mm²
32 Cr 2		2.3 Steel for treatment	2.3.3 Alloyed Up to 800 N/mm²
32 CrMo 12	30 CD 12	2.3 Steel for treatment	2.3.5 Alloyed 1000-1300 N/mm²
32 CrMo 12	30 CD 12	2.3 Steel for treatment	2.3.6 Alloyed 1300-1600 N/mm²
32 NiCrMo 14 5	35 NCD 14	2.3 Steel for treatment	2.3.6 Alloyed 1300-1600 N/mm²
34 Cr 4	32 C 4	2.3 Steel for treatment	2.3.3 Alloyed Up to 800 N/mm²
34 Cr 4	32 C 4	2.3 Steel for treatment	2.3.4 Alloyed 800-1000 N/mm²
34 Cr 4	32 C 4	2.3 Steel for treatment	2.3.5 Alloyed 1000-1300 N/mm²
34 CrAl 6		2.2 Steel pour nitruration	2.2.1 Up to 1000 N/mm²
34 CrAlMo 5	30 CAD 6.12	2.2 Steel pour nitruration	2.2.1 Up to 1000 N/mm²
34 CrAlNi 7		2.2 Steel pour nitruration	2.2.2 Above 1000 N/mm²
34 CrAlS 5		2.2 Steel pour nitruration	2.2.1 Up to 1000 N/mm²
34 CrMo 4	35 CD 4	2.3 Steel for treatment	2.3.3 Alloyed Up to 800 N/mm²
34 CrMo 4	35 CD 4	2.3 Steel for treatment	2.3.4 Alloyed 800-1000 N/mm²
34 CrMo 4	35 CD 4	2.3 Steel for treatment	2.3.5 Alloyed 1000-1300 N/mm²
34 CrNiMo 6	35 NCD 6	2.3 Steel for treatment	2.3.5 Alloyed 1000-1300 N/mm²
34 CrNiMo 6	35 NCD 6	2.3 Steel for treatment	2.3.6 Alloyed 1300-1600 N/mm²
35 CrMo 4	34 CD 4	3.2 Tool steel for cold work	3.2.1 Low alloy Up to 1000 N/mm²
35 NiCr 18		2.3 Steel for treatment	2.3.5 Alloyed 1000-1300 N/mm²
35 NiCr 18		2.3 Steel for treatment	2.3.6 Alloyed 1300-1600 N/mm²
35 S 20	35 MF 4	1.1 Free turning steel	1.1.2 Above 500 N/mm²
36 CrNiMo 4	40 NCD 3	2.3 Steel for treatment	2.3.4 Alloyed 800-1000 N/mm²
36 CrNiMo 4	40 NCD 3	2.3 Steel for treatment	2.3.5 Alloyed 1000-1300 N/mm²
36 Mn 5	40 M 5	2.3 Steel for treatment	2.3.4 Alloyed 800-1000 N/mm²
36 NiCr 10	30 NC 11	2.3 Steel for treatment	2.3.4 Alloyed 800-1000 N/mm²
36 NiCr 10	30 NC 11	2.3 Steel for treatment	2.3.5 Alloyed 1000-1300 N/mm²
36 NiCr 6	35 NC 6	2.3 Steel for treatment	2.3.3 Alloyed Up to 800 N/mm²
36 NiCr 6	35 NC 6	2.3 Steel for treatment	2.3.4 Alloyed 800-1000 N/mm²
36 NiCr 6	35 NC 6	2.3 Steel for treatment	2.3.5 Alloyed 1000-1300 N/mm²
37 Cr 4	38 C 4	2.3 Steel for treatment	2.3.4 Alloyed 800-1000 N/mm²
37 Cr 4	38 C 4	2.3 Steel for treatment	2.3.5 Alloyed 1000-1300 N/mm²
37 MnSi 4		2.3 Steel for treatment	2.3.4 Alloyed 800-1000 N/mm²
37 MnSi 4		2.3 Steel for treatment	2.3.5 Alloyed 1000-1300 N/mm²
38 Cr 2	38 C 2	2.3 Steel for treatment	2.3.3 Alloyed Up to 800 N/mm²
38 Cr 2	38 C 2	2.3 Steel for treatment	2.3.4 Alloyed 800-1000 N/mm²
38 MnSi 4		2.3 Steel for treatment	2.3.3 Alloyed Up to 800 N/mm²

DIN	AFNOR	Material subgroup 1	Material subgroup 2
38 MnSi 4		2.3 Steel for treatment	2.3.4 Alloyed 800-1000 N/mm²
38 MnSi 4		2.3 Steel for treatment	2.3.5 Alloyed 1000-1300 N/mm²
39 CrMoV 13 9		2.2 Steel pour nitruration	2.2.2 Above 1000 N/mm²
40 CrMnMo 7		3.3 Tool steel for hot work	3.3.1 Low alloy Up to 1200 N/mm²
40 CrMnMoS 8 6		3.2 Tool steel for cold work	3.2.2 Low alloy Up to 1200 N/mm²
40 CrMnNiMo 8		3.3 Tool steel for hot work	3.3.1 Low alloy Up to 1200 N/mm²
40 Mn 4	35 M 5	2.3 Steel for treatment	2.3.4 Alloyed 800-1000 N/mm²
40 NiCrMo 2 2	40 NCD 2	2.3 Steel for treatment	2.3.3 Alloyed Up to 800 N/mm²
40 NiCrMo 6		2.3 Steel for treatment	2.3.3 Alloyed Up to 800 N/mm²
41 Cr 4	42 C 4	2.3 Steel for treatment	2.3.4 Alloyed 800-1000 N/mm²
41 Cr 4	42 C 4	2.3 Steel for treatment	2.3.5 Alloyed 1000-1300 N/mm²
41 CrAlMo 7	40 CAD 6.12	2.2 Steel pour nitruration	2.2.1 Up to 1000 N/mm²
41 CrMo 4	42 CD 4 TS	2.3 Steel for treatment	2.3.3 Alloyed Up to 800 N/mm²
41 CrMo 4	42 CD 4 TS	2.3 Steel for treatment	2.3.4 Alloyed 800-1000 N/mm²
41 CrMo 4	42 CD 4 TS	2.3 Steel for treatment	2.3.5 Alloyed 1000-1300 N/mm²
42 Cr 4	42 C 4 TS	2.3 Steel for treatment	2.3.5 Alloyed 1000-1300 N/mm²
42 CrMo 4	42 CD 4	2.3 Steel for treatment	2.3.3 Alloyed Up to 800 N/mm²
42 CrMo 4	42 CD 4	2.3 Steel for treatment	2.3.4 Alloyed 800-1000 N/mm²
42 CrMo 4	42 CD 4	2.3 Steel for treatment	2.3.5 Alloyed 1000-1300 N/mm²
42 CrV 6		2.3 Steel for treatment	2.3.4 Alloyed 800-1000 N/mm²
42 CrV 6		2.3 Steel for treatment	2.3.5 Alloyed 1000-1300 N/mm²
42 MnV 7		2.3 Steel for treatment	2.3.4 Alloyed 800-1000 N/mm²
42 MnV 7		2.3 Steel for treatment	2.3.5 Alloyed 1000-1300 N/mm²
43 CrMo 4		2.3 Steel for treatment	2.3.4 Alloyed 800-1000 N/mm²
43 CrMo 4		2.3 Steel for treatment	2.3.5 Alloyed 1000-1300 N/mm²
44 Cr 2		2.3 Steel for treatment	2.3.4 Alloyed 800-1000 N/mm²
45 S 20	45 MF 4	1.1 Free turning steel	1.1.2 Above 500 N/mm²
45 WCrV 7		3.2 Tool steel for cold work	3.2.1 Low alloy Up to 1000 N/mm²
46 Cr 2	42 C 2	2.3 Steel for treatment	2.3.3 Alloyed Up to 800 N/mm²
46 Cr 2	42 C 2	2.3 Steel for treatment	2.3.4 Alloyed 800-1000 N/mm²
46 MnSi 4		2.3 Steel for treatment	2.3.3 Alloyed Up to 800 N/mm²
46 MnSi 4		2.3 Steel for treatment	2.3.4 Alloyed 800-1000 N/mm²
46 MnSi 4		2.3 Steel for treatment	2.3.5 Alloyed 1000-1300 N/mm²
47 CrMo 4	42 CD 4	3.2 Tool steel for cold work	3.2.1 Low alloy Up to 1000 N/mm²
48 CrMo 4		2.3 Steel for treatment	2.3.4 Alloyed 800-1000 N/mm²
48 CrMo 4		2.3 Steel for treatment	2.3.5 Alloyed 1000-1300 N/mm²
50 CrMo 4	50 CR MO4	2.3 Steel for treatment	2.3.3 Alloyed Up to 800 N/mm²
50 CrMo 4	50 CR MO4	2.3 Steel for treatment	2.3.4 Alloyed 800-1000 N/mm²
50 CrMo 4	50 CR MO4	2.3 Steel for treatment	2.3.5 Alloyed 1000-1300 N/mm²
50 CrV 4	50 CV 4	1.3 Spring steels	1.3.1 Annealed (Up to 250 HB)
50 CrV 4	50 CV 4	1.3 Spring steels	1.3.2 Autotrempant (250-350 HB)
50 CrV 4	50 CV 4	1.3 Spring steels	1.3.3 Ecroui (1200-1600 N/mm²)
50 CrV 4	50 CV 4	2.3 Steel for treatment	2.3.3 Alloyed Up to 800 N/mm²
50 CrV 4	50 CV 4	2.3 Steel for treatment	2.3.4 Alloyed 800-1000 N/mm²
50 CrV 4	50 CV 4	2.3 Steel for treatment	2.3.5 Alloyed 1000-1300 N/mm²
50 MnSi 4		2.3 Steel for treatment	2.3.4 Alloyed 800-1000 N/mm²
50 NiCr 13		3.2 Tool steel for cold work	3.2.1 Low alloy Up to 1000 N/mm²
53 MnSi 4		2.3 Steel for treatment	2.3.3 Alloyed Up to 800 N/mm²
53 MnSi 4		2.3 Steel for treatment	2.3.4 Alloyed 800-1000 N/mm²

DIN	AFNOR	Material subgroup 1	Material subgroup 2
54 NiCrMoV 6	55 NCDV 6	3.2 Tool steel for cold work	3.2.2 Low alloy Up to 1200 N/mm²
55 Cr 3	55 C 3	1.3 Spring steels	1.3.1 Annealed (Up to 250 HB)
55 Cr 3	55 C 3	1.3 Spring steels	1.3.2 Autotrempant (250-350 HB)
55 Cr 3	55 C 3	1.3 Spring steels	1.3.3 Ecroui (1200-1600 N/mm²)
55 NiCrMoV 6	55 NCDV 7	3.2 Tool steel for cold work	3.2.3 Low alloy Up to 1500 N/mm²
55 NiCrMoV 6	55 NCDV 7	3.3 Tool steel for hot work	3.3.2 Low alloy Up to 1500 N/mm²
55 Si 7	55 S 7	1.3 Spring steels	1.3.1 Annealed (Up to 250 HB)
55 Si 7	55 S 7	1.3 Spring steels	1.3.2 Autotrempant (250-350 HB)
55 Si 7	55 S 7	1.3 Spring steels	1.3.3 Ecroui (1200-1600 N/mm²)
57 NiCrMoV 7 7		3.3 Tool steel for hot work	3.3.1 Low alloy Up to 1200 N/mm²
58 CrV 4		2.3 Steel for treatment	2.3.5 Alloyed 1000-1300 N/mm²
58 CrV 4		2.3 Steel for treatment	2.3.6 Alloyed 1300-1600 N/mm²
58 SiCr 8		1.3 Spring steels	1.3.1 Annealed (Up to 250 HB)
58 SiCr 8		1.3 Spring steels	1.3.2 Autotrempant (250-350 HB)
58 SiCr 8		1.3 Spring steels	1.3.3 Ecroui (1200-1600 N/mm²)
58 SiCr 8		3.2 Tool steel for cold work	3.2.1 Low alloy Up to 1000 N/mm²
60 MnSiCr 4		3.2 Tool steel for cold work	3.2.1 Low alloy Up to 1000 N/mm²
60 S 20	60 MF 4	1.1 Free turning steel	1.1.2 Above 500 N/mm²
60 SiCr 7	60 SC 7	1.3 Spring steels	1.3.1 Annealed (Up to 250 HB)
60 SiCr 7	60 SC 7	1.3 Spring steels	1.3.2 Autotrempant (250-350 HB)
60 SiCr 7	60 SC 7	1.3 Spring steels	1.3.3 Ecroui (1200-1600 N/mm²)
60 WCrV 7	55 WC 20	3.2 Tool steel for cold work	3.2.1 Low alloy Up to 1000 N/mm²
62 SiMnCr 4		1.3 Spring steels	1.3.1 Annealed (Up to 250 HB)
62 SiMnCr 4		1.3 Spring steels	1.3.2 Autotrempant (250-350 HB)
62 SiMnCr 4		1.3 Spring steels	1.3.3 Ecroui (1200-1600 N/mm²)
62 SiMnCr 4		3.2 Tool steel for cold work	3.2.1 Low alloy Up to 1000 N/mm²
67 SiCr 5		1.3 Spring steels	1.3.1 Annealed (Up to 250 HB)
67 SiCr 5		1.3 Spring steels	1.3.2 Autotrempant (250-350 HB)
67 SiCr 5		1.3 Spring steels	1.3.3 Ecroui (1200-1600 N/mm²)
75 CrMoNiW 6 7		3.2 Tool steel for cold work	3.2.1 Low alloy Up to 1000 N/mm²
81 CrMov 42 16		3.2 Tool steel for cold work	3.2.1 Low alloy Up to 1000 N/mm²
9 SMn 36	S 300	1.1 Free turning steel	1.1.1 Up to 500 N/mm²
9 SMnPb 36	S 300 Pb	1.1 Free turning steel	1.1.1 Up to 500 N/mm²
90 CrSi 5		3.2 Tool steel for cold work	3.2.1 Low alloy Up to 1000 N/mm²
90 Mn 4		2.3 Steel for treatment	2.3.6 Alloyed 1300-1600 N/mm²
90 MnCrV 8	90 MV 8	3.2 Tool steel for cold work	3.2.1 Low alloy Up to 1000 N/mm²
9S 20		1.1 Free turning steel	1.1.1 Up to 500 N/mm²
9SMn 28	S 250	1.1 Free turning steel	1.1.1 Up to 500 N/mm²
9SMnPb 28	S 250 Pb	1.1 Free turning steel	1.1.1 Up to 500 N/mm²
Acrylglas	Altulite	8.1 Thermoplastics	8.1.5 Polymethyl methacrylate
Akulon	Orgamide	8.1 Thermoplastics	8.1.7 Polyamide
Al99		7.1 Aluminium	7.1.1 Unalloyed
Al99.5	1050 A	7.1 Aluminium	7.1.1 Unalloyed
Al99.5Mg0.5		7.1 Aluminium	7.1.2 Untempered wrought alloy
Al99.7		7.1 Aluminium	7.1.1 Unalloyed
Al99.8		7.1 Aluminium	7.1.1 Unalloyed
Al99.85Mg0.5		7.1 Aluminium	7.1.2 Untempered wrought alloy
Al99.85Mg1		7.1 Aluminium	7.1.2 Untempered wrought alloy
Al99.85MgSi		7.1 Aluminium	7.1.3 Tempered wrought alloy

MACHINING › MATERIALS GROUPS

DIN	AFNOR	Material subgroup 1	Material subgroup 2
Al99.8ZnMg		7.1 Aluminium	7.1.3 Tempered wrought alloy
Al99.9		7.1 Aluminium	7.1.1 Unalloyed
Al99.9Mg1		7.1 Aluminium	7.1.2 Untempered wrought alloy
Al99.9MgSi		7.1 Aluminium	7.1.3 Tempered wrought alloy
Albanit		8.2 Thermosetting resin	8.2.2 Melamine-formaldehyde resin
Alberit		8.2 Thermosetting resin	8.2.1 Phenol-formaldehyde resin
AlCu2.5Mg0.5		7.1 Aluminium	7.1.3 Tempered wrought alloy
AlCuBiPb	2011	7.1 Aluminium	7.1.3 Tempered wrought alloy
AlCuMg1	2017 A	7.1 Aluminium	7.1.3 Tempered wrought alloy
AlCuMg2	2024	7.1 Aluminium	7.1.3 Tempered wrought alloy
AlCuMgPb	2030	7.1 Aluminium	7.1.3 Tempered wrought alloy
AlCuSiMn	2014	7.1 Aluminium	7.1.3 Tempered wrought alloy
AlFeSi		7.1 Aluminium	7.1.2 Untempered wrought alloy
AlMg1	5005	7.1 Aluminium	7.1.2 Untempered wrought alloy
AlMg1.5		7.1 Aluminium	7.1.2 Untempered wrought alloy
AlMg1.8		7.1 Aluminium	7.1.2 Untempered wrought alloy
AlMg1SiCu	6061	7.1 Aluminium	7.1.3 Tempered wrought alloy
AlMg2.5		7.1 Aluminium	7.1.2 Untempered wrought alloy
AlMg2.7Mn		7.1 Aluminium	7.1.2 Untempered wrought alloy
AlMg2Mn0.3		7.1 Aluminium	7.1.2 Untempered wrought alloy
AlMg2Mn0.8		7.1 Aluminium	7.1.2 Untempered wrought alloy
AlMg3	5754	7.1 Aluminium	7.1.2 Untempered wrought alloy
AlMg4.5		7.1 Aluminium	7.1.2 Untempered wrought alloy
AlMg4.5Mn	5087	7.1 Aluminium	7.1.2 Untempered wrought alloy
AlMg4Mn	5086	7.1 Aluminium	7.1.2 Untempered wrought alloy
AlMg5	5056 A	7.1 Aluminium	7.1.2 Untempered wrought alloy
AlMg5Mn		7.1 Aluminium	7.1.2 Untempered wrought alloy
AlMgSi0.5	6060	7.1 Aluminium	7.1.3 Tempered wrought alloy
AlMgSi0.7	6005 A	7.1 Aluminium	7.1.3 Tempered wrought alloy
AlMgSi1	6082	7.1 Aluminium	7.1.3 Tempered wrought alloy
AlMgSiPb		7.1 Aluminium	7.1.3 Tempered wrought alloy
AlMn0.5Mg0.5		7.1 Aluminium	7.1.2 Untempered wrought alloy
AlMn0.6		7.1 Aluminium	7.1.2 Untempered wrought alloy
AlMn1		7.1 Aluminium	7.1.2 Untempered wrought alloy
AlMn1Mg0.5	3005	7.1 Aluminium	7.1.2 Untempered wrought alloy
AlMn1Mg1		7.1 Aluminium	7.1.2 Untempered wrought alloy
AlMnCu		7.1 Aluminium	7.1.2 Untempered wrought alloy
Alpolit	Norsomix	8.2 Thermosetting resin	8.2.7 Unsaturated polyester resin
AlZn4.5Mg1	7020	7.1 Aluminium	7.1.3 Tempered wrought alloy
AlZnMgCu0.5		7.1 Aluminium	7.1.3 Tempered wrought alloy
AlZnMgCu1.5	7075	7.1 Aluminium	7.1.3 Tempered wrought alloy
Ampal	Stratyl	8.2 Thermosetting resin	8.2.7 Unsaturated polyester resin
Araldit		8.2 Thermosetting resin	8.2.8 Epoxy resin
Artrite		8.2 Thermosetting resin	8.2.7 Unsaturated polyester resin
Bakelit		8.2 Thermosetting resin	8.2.1 Phenol-formaldehyde resin
Bakelite		8.2 Thermosetting resin	8.2.3 Urea-formaldehyde resin
Baydur		8.2 Thermosetting resin	8.2.4 Polyurethane resin
Bayfill		8.2 Thermosetting resin	8.2.4 Polyurethane resin
Bayfit		8.2 Thermosetting resin	8.2.4 Polyurethane resin

DIN	AFNOR	Material subgroup 1	Material subgroup 2
Bayflex		8.2 Thermosetting resin	8.2.4 Polyurethane resin
Baylon	Lacqtène	8.1 Thermoplastics	8.1.1 Polyéthylène
Baynat		8.2 Thermosetting resin	8.2.4 Polyurethane resin
Baypreg		8.2 Thermosetting resin	8.2.4 Polyurethane resin
Baysilon		8.2 Thermosetting resin	8.2.5 Résine silicone
Beckopox		8.2 Thermosetting resin	8.2.8 Epoxy resin
Bulitol		8.2 Thermosetting resin	8.2.1 Phenol-formaldehyde resin
C 10	AF 34 C 10; XC 10	2.1 Carburizing steel	2.1.1 Up to 150 HB
C 105 W1	Y1 105	3.1 Unalloyed tool steel	3.1.1 General
C 105 W2	Y2 105	3.1 Unalloyed tool steel	3.1.1 General
C 110 W		3.1 Unalloyed tool steel	3.1.1 General
C 125 W	Y2 120	3.1 Unalloyed tool steel	3.1.1 General
C 135 W	Y2 140	3.1 Unalloyed tool steel	3.1.1 General
C 15	AF3 7 C 12; XC 18	2.1 Carburizing steel	2.1.1 Up to 150 HB
C 22	AF 42 C 20	2.3 Steel for treatment	2.3.1 Non Alloyed jusqu'à 800 N/mm²
C 25	AF 50 C 30	2.3 Steel for treatment	2.3.1 Non Alloyed jusqu'à 800 N/mm²
C 30		2.3 Steel for treatment	2.3.1 Non Alloyed jusqu'à 800 N/mm²
C 35	AF 55 C 35	2.3 Steel for treatment	2.3.1 Non Alloyed jusqu'à 800 N/mm²
C 40	AF 60 C 40	2.3 Steel for treatment	2.3.1 Non Alloyed jusqu'à 800 N/mm²
C 45	AF 65 C 45	2.3 Steel for treatment	2.3.1 Non Alloyed jusqu'à 800 N/mm²
C 45 W	Y3 42	3.1 Unalloyed tool steel	3.1.1 General
C 50		2.3 Steel for treatment	2.3.2 Unalloyed 800-1000 N/mm²
C 55	AF 70 C55	2.3 Steel for treatment	2.3.2 Unalloyed 800-1000 N/mm²
C 55 W		3.1 Unalloyed tool steel	3.1.1 General
C 60	CC 55	2.3 Steel for treatment	2.3.2 Unalloyed 800-1000 N/mm²
C 60 W	Y3 55	3.1 Unalloyed tool steel	3.1.1 General
C 67 W		3.1 Unalloyed tool steel	3.1.1 General
C 70 W1		3.1 Unalloyed tool steel	3.1.1 General
C 70 W2		3.1 Unalloyed tool steel	3.1.1 General
C 75 W		3.1 Unalloyed tool steel	3.1.1 General
C 80 W1	Y1 90; Y1 80	3.1 Unalloyed tool steel	3.1.1 General
C 80 W2		3.1 Unalloyed tool steel	3.1.1 General
C 85 W	Y3 90	3.1 Unalloyed tool steel	3.1.1 General
Carbalit		8.2 Thermosetting resin	8.2.3 Urea-formaldehyde resin
Cibamin		8.2 Thermosetting resin	8.2.3 Urea-formaldehyde resin
Ck 10	XC 10	2.1 Carburizing steel	2.1.1 Up to 150 HB
Ck 101	XC 100	1.3 Spring steels	1.3.1 Annealed (Up to 250 HB)
Ck 101	XC 100	1.3 Spring steels	1.3.2 Autotrempant (250-350 HB)
Ck 101	XC 100	1.3 Spring steels	1.3.3 Ecroui (1200-1600 N/mm²)
Ck 15	XC 15; XC 18	2.1 Carburizing steel	2.1.1 Up to 150 HB
Ck 22	XC 25; XC 18	2.3 Steel for treatment	2.3.1 Non Alloyed jusqu'à 800 N/mm²
Ck 25	XC 25	2.3 Steel for treatment	2.3.1 Non Alloyed jusqu'à 800 N/mm²
Ck 30		2.3 Steel for treatment	2.3.1 Non Alloyed jusqu'à 800 N/mm²
Ck 35	XC 38 H1:XC 32	2.3 Steel for treatment	2.3.1 Non Alloyed jusqu'à 800 N/mm²
Ck 40	XC 42 H1	2.3 Steel for treatment	2.3.1 Non Alloyed jusqu'à 800 N/mm²
Ck 45	XC 42	2.3 Steel for treatment	2.3.1 Non Alloyed jusqu'à 800 N/mm²
Ck 50	XC 48 H1	2.3 Steel for treatment	2.3.2 Unalloyed 800-1000 N/mm²
Ck 55	XC 55	2.3 Steel for treatment	2.3.2 Unalloyed 800-1000 N/mm²
Ck 60	XC 60	2.3 Steel for treatment	2.3.2 Unalloyed 800-1000 N/mm²

DIN	AFNOR	Material subgroup 1	Material subgroup 2
Ck 67	XC 68	1.3 Spring steels	1.3.1 Annealed (Up to 250 HB)
Ck 67	XC 68	1.3 Spring steels	1.3.2 Autotrempant (250-350 HB)
Ck 67	XC 68	1.3 Spring steels	1.3.3 Ecroui (1200-1600 N/mm²)
Ck 75	XC 75	1.3 Spring steels	1.3.1 Annealed (Up to 250 HB)
Ck 75	XC 75	1.3 Spring steels	1.3.2 Autotrempant (250-350 HB)
Ck 75	XC 75	1.3 Spring steels	1.3.3 Ecroui (1200-1600 N/mm²)
CoCr20Ni15Mo		4.2 High temperature resistant alloy	4.2.4 Co-Alloy
CoCr20NiW		4.2 High temperature resistant alloy	4.2.4 Co-Alloy
CoCr20W15Ni		4.2 High temperature resistant alloy	4.2.4 Co-Alloy
CoCr28MoNi		4.2 High temperature resistant alloy	4.2.4 Co-Alloy
Contilan		8.2 Thermosetting resin	8.2.4 Polyurethane resin
Coroplast	Ekavyl	8.1 Thermoplastics	8.1.3 Polychlorure de vinyle (PVC)
CuAg0.1		7.3 Copper	7.3.2 Untempered wrought alloy
CuAg0.1P		7.3 Copper	7.3.2 Untempered wrought alloy
CuAl10.5Fe3.5		7.6 CuAlFe (Ampco)	7.6.1 CuAlFe à copeaux longs
CuAl10.5Fe4Ni5Mn3.5		7.6 CuAlFe (Ampco)	7.6.1 CuAlFe à copeaux longs
CuAl10Fe2.5Ni5Mn1.5		7.6 CuAlFe (Ampco)	7.6.1 CuAlFe à copeaux longs
CuAl10Fe3		7.6 CuAlFe (Ampco)	7.6.1 CuAlFe à copeaux longs
CuAl10Fe3Mn2		7.6 CuAlFe (Ampco)	7.6.1 CuAlFe à copeaux longs
CuAl10Ni5Fe4		7.6 CuAlFe (Ampco)	7.6.1 CuAlFe à copeaux longs
CuAl11Fe4		7.6 CuAlFe (Ampco)	7.6.1 CuAlFe à copeaux longs
CuAl11Ni6Fe5		7.6 CuAlFe (Ampco)	7.6.1 CuAlFe à copeaux longs
CuAl13Fe4.5		7.6 CuAlFe (Ampco)	7.6.1 CuAlFe à copeaux longs
CuAl14Fe5		7.6 CuAlFe (Ampco)	7.6.1 CuAlFe à copeaux longs
CuAl5As		7.6 CuAlFe (Ampco)	7.6.1 CuAlFe à copeaux longs
CuAl6.5Fe2.5Sn		7.6 CuAlFe (Ampco)	7.6.1 CuAlFe à copeaux longs
CuAl8		7.6 CuAlFe (Ampco)	7.6.1 CuAlFe à copeaux longs
CuAl8Fe3		7.6 CuAlFe (Ampco)	7.6.1 CuAlFe à copeaux longs
CuAl9Fe3		7.6 CuAlFe (Ampco)	7.6.1 CuAlFe à copeaux longs
CuAl9Fe4Ni4.5Mn1		7.6 CuAlFe (Ampco)	7.6.1 CuAlFe à copeaux longs
CuAl9Mn2		7.6 CuAlFe (Ampco)	7.6.1 CuAlFe à copeaux longs
CuAl9Ni3Fe2		7.6 CuAlFe (Ampco)	7.6.1 CuAlFe à copeaux longs
CuAsP		7.3 Copper	7.3.2 Untempered wrought alloy
CuBe1.7		7.3 Copper	7.3.3 Tempered wrought alloy
CuBe2		7.3 Copper	7.3.3 Tempered wrought alloy
CuBe2Pb		7.3 Copper	7.3.3 Tempered wrought alloy
CuCd0.5		7.3 Copper	7.3.2 Untempered wrought alloy
CuCd1		7.3 Copper	7.3.2 Untempered wrought alloy
CuCo2Be		7.3 Copper	7.3.3 Tempered wrought alloy
CuCrZr		7.3 Copper	7.3.3 Tempered wrought alloy
CuFe2P		7.3 Copper	7.3.2 Untempered wrought alloy
CuMg0.4		7.3 Copper	7.3.2 Untempered wrought alloy
CuMg0.7		7.3 Copper	7.3.2 Untempered wrought alloy
CuMn2		7.3 Copper	7.3.2 Untempered wrought alloy
CuMn3		7.3 Copper	7.3.2 Untempered wrought alloy
CuMn5		7.3 Copper	7.3.2 Untempered wrought alloy
CuNi1.5Si		7.3 Copper	7.3.3 Tempered wrought alloy
CuNi10Fe1Mn		7.3 Copper	7.3.4 Alloy-CuNi
CuNi12Zn24		7.3 Copper	7.3.5 Alloy-CuNiZn with long chips

DIN	AFNOR	Material subgroup 1	Material subgroup 2
CuNi12Zn30Pb1		7.3 Copper	7.3.5 Alloy-CuNiZn with long chips
CuNi18Zn19Pb1		7.3 Copper	7.3.5 Alloy-CuNiZn with long chips
CuNi18Zn20		7.3 Copper	7.3.5 Alloy-CuNiZn with long chips
CuNi18Zn27		7.3 Copper	7.3.5 Alloy-CuNiZn with long chips
CuNi25		7.3 Copper	7.3.4 Alloy-CuNi
CuNi2Be		7.3 Copper	7.3.3 Tempered wrought alloy
CuNi2Si		7.3 Copper	7.3.3 Tempered wrought alloy
CuNi30Fe2Mn2		7.3 Copper	7.3.4 Alloy-CuNi
CuNi30Mn1Fe		7.3 Copper	7.3.4 Alloy-CuNi
CuNi3Si		7.3 Copper	7.3.3 Tempered wrought alloy
CuNi44Mn1		7.3 Copper	7.3.4 Alloy-CuNi
CuNi7Zn39Mn5Pb3		7.3 Copper	7.3.5 Alloy-CuNiZn with long chips
CuNi9Sn2		7.3 Copper	7.3.4 Alloy-CuNi
CuPb1P		7.3 Copper	7.3.2 Untempered wrought alloy
CuSi2Mn		7.3 Copper	7.3.2 Untempered wrought alloy
CuSi3Mn		7.3 Copper	7.3.2 Untempered wrought alloy
CuSn4		7.5 CuSn (Bronze)	7.5.1 CuSn à copeaux longs
CuSn6		7.5 CuSn (Bronze)	7.5.1 CuSn à copeaux longs
CuSn6Zn6		7.5 CuSn (Bronze)	7.5.1 CuSn à copeaux longs
CuSn8		7.5 CuSn (Bronze)	7.5.1 CuSn à copeaux longs
CuSP		7.3 Copper	7.3.2 Untempered wrought alloy
CuSuMnF34		7.3 Copper	7.3.2 Untempered wrought alloy
CuTeP		7.3 Copper	7.3.2 Untempered wrought alloy
CuZn0.5		7.3 Copper	7.3.2 Untempered wrought alloy
CuZn10		7.4 CuZn (Brass)	7.4.1 CuZn with long chips
CuZn15		7.4 CuZn (Brass)	7.4.1 CuZn with long chips
CuZn20		7.4 CuZn (Brass)	7.4.1 CuZn with long chips
CuZn20Al2		7.4 CuZn (Brass)	7.4.2 CuZn with short chips
CuZn23Al6Mn4Fe3		7.4 CuZn (Brass)	7.4.2 CuZn with short chips
CuZn28		7.4 CuZn (Brass)	7.4.1 CuZn with long chips
CuZn28Sn1		7.4 CuZn (Brass)	7.4.2 CuZn with short chips
CuZn30		7.4 CuZn (Brass)	7.4.1 CuZn with long chips
CuZn31Si1		7.4 CuZn (Brass)	7.4.2 CuZn with short chips
CuZn33		7.4 CuZn (Brass)	7.4.1 CuZn with long chips
CuZn35Ni2		7.4 CuZn (Brass)	7.4.2 CuZn with short chips
CuZn36		7.4 CuZn (Brass)	7.4.1 CuZn with long chips
CuZn36Pb1.5		7.4 CuZn (Brass)	7.4.2 CuZn with short chips
CuZn36Pb3		7.4 CuZn (Brass)	7.4.2 CuZn with short chips
CuZn37		7.4 CuZn (Brass)	7.4.1 CuZn with long chips
CuZn37Al1		7.4 CuZn (Brass)	7.4.2 CuZn with short chips
CuZn37Pb0.5		7.4 CuZn (Brass)	7.4.1 CuZn with long chips
CuZn38Pb1.5		7.4 CuZn (Brass)	7.4.2 CuZn with short chips
CuZn38Sn1		7.4 CuZn (Brass)	7.4.2 CuZn with short chips
CuZn38SnAl		7.4 CuZn (Brass)	7.4.2 CuZn with short chips
CuZn39Pb0.5		7.4 CuZn (Brass)	7.4.1 CuZn with long chips
CuZn39Pb2		7.4 CuZn (Brass)	7.4.2 CuZn with short chips
CuZn39Pb3		7.4 CuZn (Brass)	7.4.2 CuZn with short chips
CuZn40		7.4 CuZn (Brass)	7.4.1 CuZn with long chips
CuZn40Al1		7.4 CuZn (Brass)	7.4.2 CuZn with short chips

MACHINING › MATERIALS GROUPS

DIN	AFNOR	Material subgroup 1	Material subgroup 2
CuZn40Al2		7.4 CuZn (Brass)	7.4.2 CuZn with short chips
CuZn40Mn1		7.4 CuZn (Brass)	7.4.2 CuZn with short chips
CuZn40Mn1Pb		7.4 CuZn (Brass)	7.4.2 CuZn with short chips
CuZn40Pb2		7.4 CuZn (Brass)	7.4.2 CuZn with short chips
CuZn44Pb2		7.4 CuZn (Brass)	7.4.2 CuZn with short chips
CuZn5		7.4 CuZn (Brass)	7.4.1 CuZn with long chips
CuZr		7.3 Copper	7.3.3 Tempered wrought alloy
Daglas		8.1 Thermoplastics	8.1.5 Polymethyl methacrylate
Daplen	Eltex P	8.1 Thermoplastics	8.1.2 Polypropylene
Degalan		8.1 Thermoplastics	8.1.5 Polymethyl methacrylate
Dekalen	Natène	8.1 Thermoplastics	8.1.1 Polyéthylène
Desmodur		8.2 Thermosetting resin	8.2.4 Polyurethane resin
Dewoglas		8.1 Thermoplastics	8.1.5 Polymethyl methacrylate
Dobeckan		8.2 Thermosetting resin	8.2.7 Unsaturated polyester resin
Durapreg		8.2 Thermosetting resin	8.2.7 Unsaturated polyester resin
Durax		8.2 Thermosetting resin	8.2.1 Phenol-formaldehyde resin
Durax		8.2 Thermosetting resin	8.2.7 Unsaturated polyester resin
Durethan	Rilsan	8.1 Thermoplastics	8.1.7 Polyamide
Durodet		8.2 Thermosetting resin	8.2.7 Unsaturated polyester resin
Duropal		8.2 Thermosetting resin	8.2.2 Melamine-formaldehyde resin
Durophen		8.2 Thermosetting resin	8.2.1 Phenol-formaldehyde resin
Duroxyn		8.2 Thermosetting resin	8.2.8 Epoxy resin
E-Cu57		7.3 Copper	7.3.1 Unalloyed
E-Cu58		7.3 Copper	7.3.1 Unalloyed
Elastolan		8.2 Thermosetting resin	8.2.4 Polyurethane resin
Elastolit		8.2 Thermosetting resin	8.2.4 Polyurethane resin
Elastopal		8.2 Thermosetting resin	8.2.4 Polyurethane resin
Elastopan		8.2 Thermosetting resin	8.2.4 Polyurethane resin
Elastopor		8.2 Thermosetting resin	8.2.4 Polyurethane resin
Epoxin		8.2 Thermosetting resin	8.2.8 Epoxy resin
Ertalen		8.1 Thermoplastics	8.1.1 Polyéthylène
Eurepox		8.2 Thermosetting resin	8.2.8 Epoxy resin
Fabenyl	Technyl	8.1 Thermoplastics	8.1.7 Polyamide
Faturan		8.2 Thermosetting resin	8.2.1 Phenol-formaldehyde resin
G-AlCu4Ti		7.1 Aluminium	7.1.4 Casting alloy up to 6% Si
G-AlCu4TiMg		7.1 Aluminium	7.1.4 Casting alloy up to 6% Si
G-AlMg10		7.1 Aluminium	7.1.4 Casting alloy up to 6% Si
G-AlMg3		7.1 Aluminium	7.1.4 Casting alloy up to 6% Si
G-AlMg3(Cu)		7.1 Aluminium	7.1.4 Casting alloy up to 6% Si
G-AlMg3Si		7.1 Aluminium	7.1.4 Casting alloy up to 6% Si
G-AlMg5		7.1 Aluminium	7.1.4 Casting alloy up to 6% Si
G-AlMg5Si		7.1 Aluminium	7.1.4 Casting alloy up to 6% Si
G-AlSi10Mg		7.1 Aluminium	7.1.5 Casting alloy 6-12% Si
G-AlSi10Mg(Cu)		7.1 Aluminium	7.1.5 Casting alloy 6-12% Si
G-AlSi12		7.1 Aluminium	7.1.5 Casting alloy 6-12% Si
G-AlSi12(Cu)		7.1 Aluminium	7.1.5 Casting alloy 6-12% Si
G-AlSi18		7.1 Aluminium	7.1.6 Casting alloy above 12% Si
G-AlSi5Cu1Mg		7.1 Aluminium	7.1.4 Casting alloy up to 6% Si
G-AlSi5Mg		7.1 Aluminium	7.1.5 Casting alloy 6-12% Si

DIN	AFNOR	Material subgroup 1	Material subgroup 2
G-AlSi6Cu4		7.1 Aluminium	7.1.5 Casting alloy 6-12% Si
G-AlSi7Mg		7.1 Aluminium	7.1.5 Casting alloy 6-12% Si
G-AlSi8Cu3		7.1 Aluminium	7.1.5 Casting alloy 6-12% Si
G-AlSi9Mg		7.1 Aluminium	7.1.5 Casting alloy 6-12% Si
G-CuSn10Zn		7.5 CuSn (Bronze)	7.5.1 CuSn à copeaux longs
G-CuSn5ZnPb		7.5 CuSn (Bronze)	7.5.1 CuSn à copeaux longs
G-CuSn6ZnNi		7.5 CuSn (Bronze)	7.5.1 CuSn à copeaux longs
GD-AlMg9		7.1 Aluminium	7.1.4 Casting alloy up to 6% Si
GD-MgAl4Si1		7.2 Magnesium	7.2.2 Casting alloy
GD-MgAl6Zn1		7.2 Magnesium	7.2.2 Casting alloy
Geax		8.2 Thermosetting resin	8.2.1 Phenol-formaldehyde resin
Getalit		8.2 Thermosetting resin	8.2.2 Melamine-formaldehyde resin
GG-10	Ft 10 D	6.1 Gray cast iron (with flake graphite)	6.1.1 Unalloyed Up to 180 HB
GG-15	Ft 15 D	6.1 Gray cast iron (with flake graphite)	6.1.1 Unalloyed Up to 180 HB
GG-20	Ft 20 D	6.1 Gray cast iron (with flake graphite)	6.1.1 Unalloyed Up to 180 HB
GG-25	Ft 25 D	6.1 Gray cast iron (with flake graphite)	6.1.2 Non Alloyed jusqu'à 180 HB
GG-30	Ft 30 D	6.1 Gray cast iron (with flake graphite)	6.1.2 Non Alloyed jusqu'à 180 HB
GG-35	Ft 35 D	6.1 Gray cast iron (with flake graphite)	6.1.2 Non Alloyed jusqu'à 180 HB
GG-40	Ft 40 D	6.1 Gray cast iron (with flake graphite)	6.1.2 Non Alloyed jusqu'à 180 HB
GGG-35.3		6.2 Gray cast iron (with spheroidal graphite)	6.2.1 Unalloyed Up to 180 HB
GGG-40	FGS 400-12	6.2 Gray cast iron (with spheroidal graphite)	6.2.1 Unalloyed Up to 180 HB
GGG-40.3	FGS 370-17	6.2 Gray cast iron (with spheroidal graphite)	6.2.1 Unalloyed Up to 180 HB
GGG-50	FGS 500-7	6.2 Gray cast iron (with spheroidal graphite)	6.2.2 Non Alloyed jusqu'à 180 HB
GGG-60	FGS 600-3	6.2 Gray cast iron (with spheroidal graphite)	6.2.2 Non Alloyed jusqu'à 180 HB
GGG-70	FGS 700-2	6.2 Gray cast iron (with spheroidal graphite)	6.2.2 Non Alloyed jusqu'à 180 HB
GGG-80	FGS 800-2	6.2 Gray cast iron (with spheroidal graphite)	6.2.2 Non Alloyed jusqu'à 180 HB
GGG-Ni 22	S-N 22	6.2 Gray cast iron (with spheroidal graphite)	6.2.3 Alloyed
GGG-Ni 35	S-N 35	6.2 Gray cast iron (with spheroidal graphite)	6.2.3 Alloyed
GGG-NiCr 20 2	S-NC 20 2	6.2 Gray cast iron (with spheroidal graphite)	6.2.3 Alloyed
GGG-NiCr 20 3	S-NC 20 3	6.2 Gray cast iron (with spheroidal graphite)	6.2.3 Alloyed
GGG-NiCr 30 1	S-NC 30 1	6.2 Gray cast iron (with spheroidal graphite)	6.2.3 Alloyed
GGG-NiCr 30 3	S-NC 30 3	6.2 Gray cast iron (with spheroidal graphite)	6.2.3 Alloyed
GGG-NiCr 35 3	S-NC 35 3	6.2 Gray cast iron (with spheroidal graphite)	6.2.3 Alloyed
GGG-NiMn 13 7	S-NM 13 7	6.2 Gray cast iron (with spheroidal graphite)	6.2.3 Alloyed
GGG-NiMn 23 4	S-NM 23 4	6.2 Gray cast iron (with spheroidal graphite)	6.2.3 Alloyed
GGG-NiSiCr 20 5 2	S-NSC 20 5 2	6.2 Gray cast iron (with spheroidal graphite)	6.2.3 Alloyed
GGG-NiSiCr 30 5 5	S-NSC 30 5 5	6.2 Gray cast iron (with spheroidal graphite)	6.2.3 Alloyed
GGL-NiCr 20 2	L-NC 20 2	6.1 Gray cast iron (with flake graphite)	6.1.3 Alloyed
GGL-NiCr 20 3	L-NC 20 3	6.1 Gray cast iron (with flake graphite)	6.1.3 Alloyed
GGL-NiCr 30 3	L-NC 30 3	6.1 Gray cast iron (with flake graphite)	6.1.3 Alloyed
GGL-NiCuCr 15 6 2	L-NUC 15 6 2	6.1 Gray cast iron (with flake graphite)	6.1.3 Alloyed
GGL-NiCuCr 15 6 3	L-NUC 15 6 3	6.1 Gray cast iron (with flake graphite)	6.1.3 Alloyed
GGL-NiMn 13 7	L- NM 13 7	6.1 Gray cast iron (with flake graphite)	6.1.3 Alloyed
GGL-NiSiCr 20 5 3	L-NSC 20 5 3	6.1 Gray cast iron (with flake graphite)	6.1.3 Alloyed
GGL-NiSiCr 30 5 5	L-NSC 30 5 5	6.1 Gray cast iron (with flake graphite)	6.1.3 Alloyed
G-MgAg3Se2Zr1		7.2 Magnesium	7.2.2 Casting alloy
G-MgAl6		7.2 Magnesium	7.2.2 Casting alloy
G-MgAl8Zn1		7.2 Magnesium	7.2.2 Casting alloy
G-MgAl9Zn1		7.2 Magnesium	7.2.2 Casting alloy

DIN	AFNOR	Material subgroup 1	Material subgroup 2
G-MgSE3Zn2Zr1		7.2 Magnesium	7.2.2 Casting alloy
G-MgTh3Zn2Zr1		7.2 Magnesium	7.2.2 Casting alloy
G-MgZn4SE1Zr1		7.2 Magnesium	7.2.2 Casting alloy
G-MgZn5Th2Zr1		7.2 Magnesium	7.2.2 Casting alloy
Graphit		9.1 Standard graphite	9.1.1 Standard graphite
Graphit		9.1 Standard graphite	9.1.1 Standard graphite
Graphit		9.1 Standard graphite	9.1.1 Standard graphite
Graphit		9.1 Standard graphite	9.1.1 Standard graphite
Graphit		9.2 Wear-resistant graphite	9.2.1 Wear-resistant graphite
Graphit		9.2 Wear-resistant graphite	9.2.1 Wear-resistant graphite
Graphit		9.2 Wear-resistant graphite	9.2.1 Wear-resistant graphite
Graphit		9.2 Wear-resistant graphite	9.2.1 Wear-resistant graphite
Graphit		9.2 Wear-resistant graphite	9.2.1 Wear-resistant graphite
Grilamid		8.1 Thermoplastics	8.1.7 Polyamide
Grilon		8.1 Thermoplastics	8.1.7 Polyamide
Grilonit		8.2 Thermosetting resin	8.2.8 Epoxy resin
GS-10 Ni 14		5.1 Conventional cast steel	5.1.2 Low alloy
GS-10 Ni 19		5.1 Conventional cast steel	5.1.2 Low alloy
GS-10 Ni 6		5.1 Conventional cast steel	5.1.2 Low alloy
GS-12 CrMo 19 5		5.1 Conventional cast steel	5.1.2 Low alloy
GS-12 CrMo 9 10		5.1 Conventional cast steel	5.1.2 Low alloy
GS-12 MnMo 7 4		5.1 Conventional cast steel	5.1.2 Low alloy
GS-12 MnNiCrMo 5 3		5.1 Conventional cast steel	5.1.2 Low alloy
GS-13 MnNi 6 4		5.1 Conventional cast steel	5.1.2 Low alloy
GS-14 NiCrMo 10 6		5.1 Conventional cast steel	5.1.2 Low alloy
GS-15 CrNi 6		5.1 Conventional cast steel	5.1.2 Low alloy
GS-16 Mn 5		5.1 Conventional cast steel	5.1.2 Low alloy
GS-16 MnCr 5		5.1 Conventional cast steel	5.1.2 Low alloy
GS-17 CrMnMo 5 5		5.1 Conventional cast steel	5.1.2 Low alloy
GS-17 CrMo 5 5		5.1 Conventional cast steel	5.1.2 Low alloy
GS-17 CrMo 9 10		5.1 Conventional cast steel	5.1.2 Low alloy
GS-17 CrMoV 5 11		5.1 Conventional cast steel	5.1.2 Low alloy
GS-18 CrMo 9 10		5.1 Conventional cast steel	5.1.2 Low alloy
GS-18 MnCrMo 6 3		5.1 Conventional cast steel	5.1.2 Low alloy
GS-18 NiCrMo 12 6		5.1 Conventional cast steel	5.1.2 Low alloy
GS-18 NiMoCr 3 6		5.1 Conventional cast steel	5.1.2 Low alloy
GS-19 CrMo 9 10		5.1 Conventional cast steel	5.1.2 Low alloy
GS-19 MnCrMo 6 3		5.1 Conventional cast steel	5.1.2 Low alloy
GS-19 NiCrMo 12 6		5.1 Conventional cast steel	5.1.2 Low alloy
GS-20 Mn 5		5.1 Conventional cast steel	5.1.2 Low alloy
GS-20 MnCr 5		5.1 Conventional cast steel	5.1.2 Low alloy
GS-20 MnCrMo 6 3		5.1 Conventional cast steel	5.1.2 Low alloy
GS-20 MnMo 5 3		5.1 Conventional cast steel	5.1.2 Low alloy
GS-20 MnMoNi 5 5		5.1 Conventional cast steel	5.1.2 Low alloy
GS-20 MnNb 5		5.1 Conventional cast steel	5.1.2 Low alloy
GS-20 MnNiTi 5 3		5.1 Conventional cast steel	5.1.2 Low alloy
GS-20 MoNi 33 13		5.1 Conventional cast steel	5.1.2 Low alloy
GS-20 NiCrMo 3 7		5.1 Conventional cast steel	5.1.2 Low alloy
GS-21 Mn 5		5.1 Conventional cast steel	5.1.2 Low alloy

DIN	AFNOR	Material subgroup 1	Material subgroup 2
GS-22 CrMo 5 4		5.1 Conventional cast steel	5.1.2 Low alloy
GS-22 MnNi 5		5.1 Conventional cast steel	5.1.2 Low alloy
GS-22 Mo 4		5.1 Conventional cast steel	5.1.2 Low alloy
GS-22 NiMoCr 5 6		5.1 Conventional cast steel	5.1.2 Low alloy
GS-24 CrNiMo 3 2 5		5.1 Conventional cast steel	5.1.2 Low alloy
GS-24 Mn 4		5.1 Conventional cast steel	5.1.2 Low alloy
GS-24 Mn 6		5.1 Conventional cast steel	5.1.2 Low alloy
GS-24 Ni 8		5.1 Conventional cast steel	5.1.2 Low alloy
GS-25 CrMo 4		5.1 Conventional cast steel	5.1.2 Low alloy
GS-25 CrNiMo 4		5.1 Conventional cast steel	5.1.2 Low alloy
GS-26 CrMo 4		5.1 Conventional cast steel	5.1.2 Low alloy
GS-30 CrMoV 6 4		5.1 Conventional cast steel	5.1.2 Low alloy
GS-30 Mn 5		5.1 Conventional cast steel	5.1.2 Low alloy
GS-30 NiCrMo 8 5		5.1 Conventional cast steel	5.1.2 Low alloy
GS-33 NiCrMo 7 4 4		5.1 Conventional cast steel	5.1.2 Low alloy
GS-34 CoCrMoV 19 12		5.1 Conventional cast steel	5.1.2 Low alloy
GS-34 CrMo 4		5.1 Conventional cast steel	5.1.2 Low alloy
GS-34 CrMo 4 4		5.1 Conventional cast steel	5.1.2 Low alloy
GS-34 CrNiMo 6		5.1 Conventional cast steel	5.1.2 Low alloy
GS-35 CrMoV 10 4		5.1 Conventional cast steel	5.1.2 Low alloy
GS-36 CrMoV 10 4		5.1 Conventional cast steel	5.1.2 Low alloy
GS-36 CrNiMo 4		5.1 Conventional cast steel	5.1.2 Low alloy
GS-36 Mn 5		5.1 Conventional cast steel	5.1.2 Low alloy
GS-37 MnSi 5		5.1 Conventional cast steel	5.1.2 Low alloy
GS-38		5.1 Conventional cast steel	5.1.1 Unalloyed
GS-38 MnSi 4		5.1 Conventional cast steel	5.1.2 Low alloy
GS-38 NiCrMo 8 4 4		5.1 Conventional cast steel	5.1.2 Low alloy
GS-40 CrMnMo 7		5.1 Conventional cast steel	5.1.2 Low alloy
GS-40 Mn 5		5.1 Conventional cast steel	5.1.2 Low alloy
GS-40 NiCrMo 6 5 6		5.1 Conventional cast steel	5.1.2 Low alloy
GS-42 CrMo 4		5.1 Conventional cast steel	5.1.2 Low alloy
GS-45		5.1 Conventional cast steel	5.1.1 Unalloyed
GS-46 Mn4		5.1 Conventional cast steel	5.1.2 Low alloy
GS-46 MnSi 4		5.1 Conventional cast steel	5.1.2 Low alloy
GS-48 CrMoV 6 7		5.1 Conventional cast steel	5.1.2 Low alloy
GS-50 CrMo 4		5.1 Conventional cast steel	5.1.2 Low alloy
GS-50 CrV 4		5.1 Conventional cast steel	5.1.2 Low alloy
GS-52		5.1 Conventional cast steel	5.1.1 Unalloyed
GS-55 NiCrMoV 6		5.1 Conventional cast steel	5.1.2 Low alloy
GS-60		5.1 Conventional cast steel	5.1.1 Unalloyed
GS-8 Mn 7		5.1 Conventional cast steel	5.1.2 Low alloy
GS-8 MnMo 7 4		5.1 Conventional cast steel	5.1.2 Low alloy
GS-C 25		5.1 Conventional cast steel	5.1.1 Unalloyed
GS-Ck 16		5.1 Conventional cast steel	5.1.1 Unalloyed
GS-Ck 25		5.1 Conventional cast steel	5.1.1 Unalloyed
GS-Ck 45		5.1 Conventional cast steel	5.1.1 Unalloyed
GTS-35-10	MN 35-10	6.4 Black malleable cast iron	6.4.1 Up to 180 HB
GTS-45-06		6.4 Black malleable cast iron	6.4.2 Above 180 HB
GTS-55-04	MP 50-5	6.4 Black malleable cast iron	6.4.2 Above 180 HB

DIN	AFNOR	Material subgroup 1	Material subgroup 2
GTS-65-02	MP 60-3	6.4 Black malleable cast iron	6.4.2 Above 180 HB
GTS-70-02	IP 70-2	6.4 Black malleable cast iron	6.4.2 Above 180 HB
GTW-35-04		6.3 White malleable iron	6.3.1 Up to 180 HB
GTW-40-05		6.3 White malleable iron	6.3.1 Up to 180 HB
GTW-45-07		6.3 White malleable iron	6.3.1 Up to 180 HB
GTW-55		6.3 White malleable iron	6.3.2 Above 180 HB
GTW-65		6.3 White malleable iron	6.3.2 Above 180 HB
G-X 10 Cr 13	Z 10 C 13	5.2 Corrosion resisting cast steel	5.2.1 Ferritic / martensitic
G-X 10 CrNi 18 8		5.2 Corrosion resisting cast steel	5.2.2 Austenitic
G-X 10 CrNiMo 18 9		5.2 Corrosion resisting cast steel	5.2.2 Austenitic
G-X 10 CrNiMoNb 18 1		5.2 Corrosion resisting cast steel	5.2.2 Austenitic
G-X 10 CrNiNb 16 13		5.2 Corrosion resisting cast steel	5.2.2 Austenitic
G-X 10 NiCrNb 32 20		5.2 Corrosion resisting cast steel	5.2.1 Ferritic / martensitic
G-X 100 CrMoV 5 1	Z 100 CDV 5	5.1 Conventional cast steel	5.1.3 Highly alloyed
G-X 12 CrMo 10 1		5.1 Conventional cast steel	5.1.3 Highly alloyed
G-X 12 CrNi 18 11		5.2 Corrosion resisting cast steel	5.2.2 Austenitic
G-X 12 CrNi 26 5		5.2 Corrosion resisting cast steel	5.2.1 Ferritic / martensitic
G-X 12 CrNiMoCoVN 12		5.2 Corrosion resisting cast steel	5.2.1 Ferritic / martensitic
G-X 120 Cr 29		5.2 Corrosion resisting cast steel	5.2.1 Ferritic / martensitic
G-X 120 CrMo 29 2		5.2 Corrosion resisting cast steel	5.2.1 Ferritic / martensitic
G-X 120 CrSi 23		5.2 Corrosion resisting cast steel	5.2.1 Ferritic / martensitic
G-X 120 Mn 12	Z 120 M 12	5.1 Conventional cast steel	5.1.3 Highly alloyed
G-X 130 CrSi 29		5.2 Corrosion resisting cast steel	5.2.1 Ferritic / martensitic
G-X 14 CrCoMo 13 10		5.2 Corrosion resisting cast steel	5.2.1 Ferritic / martensitic
G-X 15 CrNi 25 20		5.2 Corrosion resisting cast steel	5.2.1 Ferritic / martensitic
G-X 15 CrNiCo 21 20		5.2 Corrosion resisting cast steel	5.2.1 Ferritic / martensitic
G-X 160 CrSi 18		5.2 Corrosion resisting cast steel	5.2.1 Ferritic / martensitic
G-X 165 CrCoMo 12		5.1 Conventional cast steel	5.1.3 Highly alloyed
G-X 165 CrMoV 12		5.1 Conventional cast steel	5.1.3 Highly alloyed
G-X 165 CrV 12		5.1 Conventional cast steel	5.1.3 Highly alloyed
G-X 2 CrNi 18 9		5.2 Corrosion resisting cast steel	5.2.2 Austenitic
G-X 2 CrNiMo 17 13 4		5.2 Corrosion resisting cast steel	5.2.2 Austenitic
G-X 2 CrNiMo 18 10		5.2 Corrosion resisting cast steel	5.2.2 Austenitic
G-X 2 CrNiMo 18 15		5.2 Corrosion resisting cast steel	5.2.2 Austenitic
G-X 2 CrNiMoN 25 25		5.2 Corrosion resisting cast steel	5.2.2 Austenitic
G-X 2 NiCoMoTi 17 10		5.1 Conventional cast steel	5.1.3 Highly alloyed
G-X 2 NiCrMoCuN 20 1		5.2 Corrosion resisting cast steel	5.2.2 Austenitic
G-X 2 NiCrMoCuN 25 2		5.2 Corrosion resisting cast steel	5.2.2 Austenitic
G-X 20 Cr 14	Z 20 C 13 M	5.2 Corrosion resisting cast steel	5.2.1 Ferritic / martensitic
G-X 20 CrMo 13		5.2 Corrosion resisting cast steel	5.2.1 Ferritic / martensitic
G-X 22 CrMoV 12 1		5.2 Corrosion resisting cast steel	5.2.1 Ferritic / martensitic
G-X 22 CrNi 17		5.2 Corrosion resisting cast steel	5.2.1 Ferritic / martensitic
G-X 25 CrNiSi 18 9		5.2 Corrosion resisting cast steel	5.2.1 Ferritic / martensitic
G-X 25 CrNiSi 20 14		5.2 Corrosion resisting cast steel	5.2.1 Ferritic / martensitic
G-X 25 MnCrNi 8 8 6		5.1 Conventional cast steel	5.1.3 Highly alloyed
G-X 260 Cr 27		6.1 Gray cast iron (with flake graphite)	6.1.4 Highly alloyed
G-X 260 CrMoNi 20 2		6.1 Gray cast iron (with flake graphite)	6.1.4 Highly alloyed
G-X 260 NiCr 4 2		6.1 Gray cast iron (with flake graphite)	6.1.4 Highly alloyed

DIN	AFNOR	Material subgroup 1	Material subgroup 2
G-X 28 CrMoV 5 1		5.1 Conventional cast steel	5.1.3 Highly alloyed
G-X 3 CrNi 13 4		5.2 Corrosion resisting cast steel	5.2.1 Ferritic / martensitic
G-X 3 CrNiMo 17 13 5		5.2 Corrosion resisting cast steel	5.2.2 Austenitic
G-X 30 CrNiSiNb 24 2		5.2 Corrosion resisting cast steel	5.2.1 Ferritic / martensitic
G-X 30 CrSi 6		5.1 Conventional cast steel	5.1.3 Highly alloyed
G-X 300 CrMo 27 1		6.1 Gray cast iron (with flake graphite)	6.1.4 Highly alloyed
G-X 300 CrMoNi 15 2		6.1 Gray cast iron (with flake graphite)	6.1.4 Highly alloyed
G-X 300 CrNiSi 9 5 2		6.1 Gray cast iron (with flake graphite)	6.1.4 Highly alloyed
G-X 32 CrMoV 3 3	32 DCV 28	5.1 Conventional cast steel	5.1.3 Highly alloyed
G-X 32 CrNi 28 10		5.2 Corrosion resisting cast steel	5.2.1 Ferritic / martensitic
G-X 330 CrMo 15 3		6.1 Gray cast iron (with flake graphite)	6.1.4 Highly alloyed
G-X 330 NiCr 4 2		6.1 Gray cast iron (with flake graphite)	6.1.4 Highly alloyed
G-X 35 CrMo 17		5.2 Corrosion resisting cast steel	5.2.1 Ferritic / martensitic
G-X 37 CrMoW 5 1		5.1 Conventional cast steel	5.1.3 Highly alloyed
G-X 38 CrMoV 5 1	Z 38 CDV 5	5.1 Conventional cast steel	5.1.3 Highly alloyed
G-X 4 CrNi 18 13		5.2 Corrosion resisting cast steel	5.2.2 Austenitic
G-X 4 CrNiCuNb 16 4		5.2 Corrosion resisting cast steel	5.2.1 Ferritic / martensitic
G-X 4 CrNiMnMoN 19 1		5.2 Corrosion resisting cast steel	5.2.2 Austenitic
G-X 4 CrNiMo 13 4		5.2 Corrosion resisting cast steel	5.2.1 Ferritic / martensitic
G-X 4 CrNiMoN 18 14		5.2 Corrosion resisting cast steel	5.2.2 Austenitic
G-X 4 CrNiMoN 22 15		5.2 Corrosion resisting cast steel	5.2.2 Austenitic
G-X 40 CrMoV 5 3	Z 40 CDV 5	5.1 Conventional cast steel	5.1.3 Highly alloyed
G-X 40 CrNi 23 14		5.2 Corrosion resisting cast steel	5.2.1 Ferritic / martensitic
G-X 40 CrNi 24 5		5.2 Corrosion resisting cast steel	5.2.1 Ferritic / martensitic
G-X 40 CrNi 27 4		5.2 Corrosion resisting cast steel	5.2.1 Ferritic / martensitic
G-X 40 CrNiMo 27 5		5.2 Corrosion resisting cast steel	5.2.1 Ferritic / martensitic
G-X 40 CrNiSi 22 9		5.2 Corrosion resisting cast steel	5.2.1 Ferritic / martensitic
G-X 40 CrNiSi 25 12		5.2 Corrosion resisting cast steel	5.2.1 Ferritic / martensitic
G-X 40 CrNiSi 25 20		5.2 Corrosion resisting cast steel	5.2.1 Ferritic / martensitic
G-X 40 CrNiSi 27 4		5.2 Corrosion resisting cast steel	5.2.1 Ferritic / martensitic
G-X 40 CrSi 13		5.2 Corrosion resisting cast steel	5.2.1 Ferritic / martensitic
G-X 40 CrSi 17		5.2 Corrosion resisting cast steel	5.2.1 Ferritic / martensitic
G-X 40 CrSi 23		5.2 Corrosion resisting cast steel	5.2.1 Ferritic / martensitic
G-X 40 CrSi 29		5.2 Corrosion resisting cast steel	5.2.1 Ferritic / martensitic
G-X 40 NiCrNb 35 25		5.2 Corrosion resisting cast steel	5.2.1 Ferritic / martensitic
G-X 40 NiCrSi 35 25		5.2 Corrosion resisting cast steel	5.2.1 Ferritic / martensitic
G-X 40 NiCrSi 38 18		5.2 Corrosion resisting cast steel	5.2.1 Ferritic / martensitic
G-X 40 NiCrSiNb 38 1		5.2 Corrosion resisting cast steel	5.2.1 Ferritic / martensitic
G-X 45 CrNiW 18 9		5.2 Corrosion resisting cast steel	5.2.1 Ferritic / martensitic
G-X 45 CrSi 9 3		5.1 Conventional cast steel	5.1.3 Highly alloyed
G-X 46 Cr 13	Z 40 C 14	5.2 Corrosion resisting cast steel	5.2.1 Ferritic / martensitic
G-X 5 CrNi 13 4		5.2 Corrosion resisting cast steel	5.2.1 Ferritic / martensitic
G-X 5 CrNi 18 11		5.2 Corrosion resisting cast steel	5.2.2 Austenitic
G-X 5 CrNi 22 10		5.2 Corrosion resisting cast steel	5.2.2 Austenitic
G-X 5 CrNiMo 13 4		5.2 Corrosion resisting cast steel	5.2.1 Ferritic / martensitic
G-X 5 CrNiMo 16 5		5.2 Corrosion resisting cast steel	5.2.1 Ferritic / martensitic
G-X 5 CrNiMoNb 18 10	Z 4 CNMNb 18.12 M	5.2 Corrosion resisting cast steel	5.2.2 Austenitic
G-X 5 CrNiNb 18 10		5.2 Corrosion resisting cast steel	5.2.2 Austenitic

DIN	AFNOR	Material subgroup 1	Material subgroup 2
G-X 5 CrNiNb 18 9		5.2 Corrosion resisting cast steel	5.2.2 Austenitic
G-X 50 CrNi 30 30		5.2 Corrosion resisting cast steel	5.2.1 Ferritic / martensitic
G-X 6 CrNi 18 10		5.2 Corrosion resisting cast steel	5.2.2 Austenitic
G-X 6 CrNi 18 9	Z 6 CN 18.10 M	5.2 Corrosion resisting cast steel	5.2.2 Austenitic
G-X 6 CrNiMo 17 13		5.2 Corrosion resisting cast steel	5.2.2 Austenitic
G-X 6 CrNiMo 18 10		5.2 Corrosion resisting cast steel	5.2.2 Austenitic
G-X 6 CrNiMo 18 12		5.2 Corrosion resisting cast steel	5.2.2 Austenitic
G-X 6 CrNiMo 24 8 2		5.2 Corrosion resisting cast steel	5.2.2 Austenitic
G-X 7 Cr 13	Z 8 C 13 FF	5.2 Corrosion resisting cast steel	5.2.1 Ferritic / martensitic
G-X 7 CrNiMoCuNb 18		5.2 Corrosion resisting cast steel	5.2.2 Austenitic
G-X 7 CrNiNb 16 13		5.2 Corrosion resisting cast steel	5.2.1 Ferritic / martensitic
G-X 7 NiCrMoCuNb 25		5.2 Corrosion resisting cast steel	5.2.2 Austenitic
G-X 70 Cr 29		5.2 Corrosion resisting cast steel	5.2.1 Ferritic / martensitic
G-X 70 CrMo 29 2		5.2 Corrosion resisting cast steel	5.2.1 Ferritic / martensitic
G-X 8 CrNi 12		5.2 Corrosion resisting cast steel	5.2.1 Ferritic / martensitic
G-X 8 CrNi 13	Z 12 CN 13 M	5.2 Corrosion resisting cast steel	5.2.1 Ferritic / martensitic
G-X 8 CrNi 18 10		5.2 Corrosion resisting cast steel	5.2.2 Austenitic
G-X 8 CrNi 19 10		5.2 Corrosion resisting cast steel	5.2.2 Austenitic
G-X 8 CrNi 26 7		5.2 Corrosion resisting cast steel	5.2.2 Austenitic
G-X 8 CrNiMoVNb 16 1		5.2 Corrosion resisting cast steel	5.2.1 Ferritic / martensitic
G-X 8 Ni 9		5.1 Conventional cast steel	5.1.3 Highly alloyed
Harex		8.2 Thermosetting resin	8.2.1 Phenol-formaldehyde resin
Hastelloy B-2	Hastelloy B-2	4.2 High temperature resistant alloy	4.2.2 Untempered Ni-alloy
Hastelloy C	Hastelloy C	4.2 High temperature resistant alloy	4.2.2 Untempered Ni-alloy
Homapal		8.2 Thermosetting resin	8.2.2 Melamine-formaldehyde resin
Hornit		8.2 Thermosetting resin	8.2.2 Melamine-formaldehyde resin
Hostaflon	SoRef.lon	8.1 Thermoplastics	8.1.6 Polytétrafluor-éthylène
Hostalen		8.1 Thermoplastics	8.1.1 Polyéthylène
Hostalen PP	Lacqtène P	8.1 Thermoplastics	8.1.2 Polypropylene
Hostalit,		8.1 Thermoplastics	8.1.3 Polychlorure de vinyle (PVC)
Hostaset		8.2 Thermosetting resin	8.2.7 Unsaturated polyester resin
Hostyron	Afcolène	8.1 Thermoplastics	8.1.4 Polystyrène
Kaurit		8.2 Thermosetting resin	8.2.3 Urea-formaldehyde resin
Kerimel	Kerimel	8.1 Thermoplastics	8.1.9 Polyimère SP Thermoplastics
Keripol		8.2 Thermosetting resin	8.2.7 Unsaturated polyester resin
Kevlar		8.3 Matière synthétique renforcée par fibre	8.3.1 Renforcée par fibre à l'aramide
Kinel	Kinel	8.1 Thermoplastics	8.1.9 Polyimère SP Thermoplastics
Laminac		8.2 Thermosetting resin	8.2.7 Unsaturated polyester resin
Leguval		8.2 Thermosetting resin	8.2.7 Unsaturated polyester resin
Lekutherm		8.2 Thermosetting resin	8.2.8 Epoxy resin
Lorkalen	Lacqrène	8.1 Thermoplastics	8.1.4 Polystyrène
Luparen	Napryl	8.1 Thermoplastics	8.1.2 Polypropylene
Luphen		8.2 Thermosetting resin	8.2.1 Phenol-formaldehyde resin
Lupolen		8.1 Thermoplastics	8.1.1 Polyéthylène
Madurit		8.2 Thermosetting resin	8.2.2 Melamine-formaldehyde resin
Makralon	Orgalan	8.1 Thermoplastics	8.1.8 Polycarbonate
Maprenal		8.2 Thermosetting resin	8.2.2 Melamine-formaldehyde resin
Melan		8.2 Thermosetting resin	8.2.2 Melamine-formaldehyde resin

DIN	AFNOR	Material subgroup 1	Material subgroup 2
Melocol		8.2 Thermosetting resin	8.2.3 Urea-formaldehyde resin
Melolam		8.2 Thermosetting resin	8.2.2 Melamine-formaldehyde resin
Melopas		8.2 Thermosetting resin	8.2.2 Melamine-formaldehyde resin
Menzolit		8.2 Thermosetting resin	8.2.7 Unsaturated polyester resin
MgAl3Zn		7.2 Magnesium	7.2.1 Wrought alloy
MgAl6Zn		7.2 Magnesium	7.2.1 Wrought alloy
MgAl8Zn		7.2 Magnesium	7.2.1 Wrought alloy
MgMn2		7.2 Magnesium	7.2.1 Wrought alloy
Mipolam		8.1 Thermoplastics	8.1.3 Polychlorure de vinyle (PVC)
Moltopren		8.2 Thermosetting resin	8.2.4 Polyurethane resin
Ni99.4Fe		7.7 Nickel	7.7.1 Unalloyed
Ni99.6		7.7 Nickel	7.7.1 Unalloyed
Ni99CSi		7.7 Nickel	7.7.1 Unalloyed
NiAlBz		7.7 Nickel	7.7.1 Unalloyed
NiCo20Cr15MoAlTi	Nimonic 105	4.2 High temperature resistant alloy	4.2.3 Tempered Ni-alloy
NiCr13Mo6Ti3	Nimonic 901	4.2 High temperature resistant alloy	4.2.3 Tempered Ni-alloy
NiCr15Fe	Inconel 600	4.2 High temperature resistant alloy	4.2.2 Untempered Ni-alloy
NiCr15Fe	Inconel 600	4.2 High temperature resistant alloy	4.2.2 Untempered Ni-alloy
NiCr19Co11MoTi		4.2 High temperature resistant alloy	4.2.3 Tempered Ni-alloy
NiCr19Fe18Nb5Mg	Inconel 718	4.2 High temperature resistant alloy	4.2.2 Untempered Ni-alloy
NiCr20Co18Ti	Nimonic 90	4.2 High temperature resistant alloy	4.2.3 Tempered Ni-alloy
NiCr20Co18Ti	Nimonic 90	4.2 High temperature resistant alloy	4.2.3 Tempered Ni-alloy
NiCr20Ti	Nimonic 75	4.2 High temperature resistant alloy	4.2.3 Tempered Ni-alloy
NiCr20Ti	Nimonic 75	4.2 High temperature resistant alloy	4.2.3 Tempered Ni-alloy
NiCr20TiAl	Nimonic 80 A	4.2 High temperature resistant alloy	4.2.3 Tempered Ni-alloy
NiCr20TiAl	Nimonic 80 A	4.2 High temperature resistant alloy	4.2.3 Tempered Ni-alloy
NiCr21Mo		4.2 High temperature resistant alloy	4.2.2 Untempered Ni-alloy
NiCr22Mo9Nb	Inconel 625	4.2 High temperature resistant alloy	4.2.2 Untempered Ni-alloy
NiCr30FeMo	Hastelloy X	4.2 High temperature resistant alloy	4.2.2 Untempered Ni-alloy
NiCu30Al	Monel K 500	4.2 High temperature resistant alloy	4.2.2 Untempered Ni-alloy
NiCu30Fe	Monel 400	4.2 High temperature resistant alloy	4.2.2 Untempered Ni-alloy
Nimocast 713	Nimocast 713	4.2 High temperature resistant alloy	4.2.3 Tempered Ni-alloy
Nimocast PK 24	Nimocast PK 24	4.2 High temperature resistant alloy	4.2.3 Tempered Ni-alloy
Nolimid	Nolimid	8.1 Thermoplastics	8.1.9 Polyimère SP Thermoplastics
Novolen		8.1 Thermoplastics	8.1.2 Polypropylene
Nuclon		8.1 Thermoplastics	8.1.8 Polycarbonate
Nyhamin		8.2 Thermosetting resin	8.2.2 Melamine-formaldehyde resin
Nylon		8.1 Thermoplastics	8.1.7 Polyamide
OF-Cu		7.3 Copper	7.3.1 Unalloyed
Oldapal		8.2 Thermosetting resin	8.2.7 Unsaturated polyester resin
Opalon		8.1 Thermoplastics	8.1.3 Polychlorure de vinyle (PVC)
Palatal		8.2 Thermosetting resin	8.2.7 Unsaturated polyester resin
Pertinax		8.2 Thermosetting resin	8.2.1 Phenol-formaldehyde resin
Plastocarbon		8.1 Thermoplastics	8.1.8 Polycarbonate
Plexidur		8.1 Thermoplastics	8.1.5 Polymethyl methacrylate
Plexiglas		8.1 Thermoplastics	8.1.5 Polymethyl methacrylate
Pollopas		8.2 Thermosetting resin	8.2.3 Urea-formaldehyde resin
Polydur		8.2 Thermosetting resin	8.2.7 Unsaturated polyester resin

MACHINING › MATERIALS GROUPS

DIN	AFNOR	Material subgroup 1	Material subgroup 2
Polyleit		8.2 Thermosetting resin	8.2.7 Unsaturated polyester resin
Polystyrol	Gédex	8.1 Thermoplastics	8.1.4 Polystyrène
Pressal		8.2 Thermosetting resin	8.2.2 Melamine-formaldehyde resin
Resamin		8.2 Thermosetting resin	8.2.3 Urea-formaldehyde resin
Resart		8.2 Thermosetting resin	8.2.2 Melamine-formaldehyde resin
Resartglas		8.1 Thermoplastics	8.1.5 Polymethyl methacrylate
Resinol		8.2 Thermosetting resin	8.2.1 Phenol-formaldehyde resin
Resipol		8.2 Thermosetting resin	8.2.7 Unsaturated polyester resin
Resopal		8.2 Thermosetting resin	8.2.2 Melamine-formaldehyde resin
Rhodopas		8.1 Thermoplastics	8.1.3 Polychlorure de vinyle (PVC)
Ricolor		8.2 Thermosetting resin	8.2.2 Melamine-formaldehyde resin
Rütapox		8.2 Thermosetting resin	8.2.8 Epoxy resin
S 10-4-3-10	Z 130 WKCDV 10-10-04	3.4 High speed steel	3.4.1 General
S 12-1-2		3.4 High speed steel	3.4.1 General
S 12-1-4		3.4 High speed steel	3.4.1 General
S 12-1-4-5		3.4 High speed steel	3.4.1 General
S 18-0-1	Z 80 WCV 18-04-01	3.4 High speed steel	3.4.1 General
S 18-1-2-10		3.4 High speed steel	3.4.1 General
S 18-1-2-15		3.4 High speed steel	3.4.1 General
S 18-1-2-5	Z 80 WKCV 18-05-04-0	3.4 High speed steel	3.4.1 General
S 2-10-1-8	Z 110 DKCWV 09-08-04	3.4 High speed steel	3.4.1 General
S 2-9-1	Z 85 DCWV 08-04-02-0	3.4 High speed steel	3.4.1 General
S 2-9-2	Z 100 DCWV 09-04-02-	3.4 High speed steel	3.4.1 General
S 2-9-2-8		3.4 High speed steel	3.4.1 General
S 3-3-2		3.4 High speed steel	3.4.1 General
S 6-5-2	Z 85 WDCV 06-05-04-0	3.4 High speed steel	3.4.1 General
S 6-5-2-5	Z 85 WDKCV 06-05-05-	3.4 High speed steel	3.4.1 General
S 6-5-3	Z 120 WDCV 06-05-04-	3.4 High speed steel	3.4.1 General
S 7-4-2-5	Z 110 WKCDV 07-05-04	3.4 High speed steel	3.4.1 General
SE-Cu		7.3 Copper	7.3.1 Unalloyed
Setarol		8.2 Thermosetting resin	8.2.7 Unsaturated polyester resin
SF-Cu		7.3 Copper	7.3.1 Unalloyed
Silastic		8.2 Thermosetting resin	8.2.5 Résine silicone
Silopren		8.2 Thermosetting resin	8.2.5 Résine silicone
Sintimid		8.2 Thermosetting resin	8.2.6 Thermosetting resin polymère
Soflex		8.1 Thermoplastics	8.1.3 Polychlorure de vinyle (PVC)
Solvec		8.1 Thermoplastics	8.1.3 Polychlorure de vinyle (PVC)
St 37-2		1.2 Construction steel	1.2.1 Unalloyed Up to 500 N/mm²
St 37-3	E 24-3; E 24-4	1.2 Construction steel	1.2.1 Unalloyed Up to 500 N/mm²
St 44-2	E 28-2	1.2 Construction steel	1.2.1 Unalloyed Up to 500 N/mm²
St 44-3	E 28-3; E 28-4	1.2 Construction steel	1.2.1 Unalloyed Up to 500 N/mm²
St 50-2	A 50-2	1.2 Construction steel	1.2.2 Non Alloyed jusqu'à 500 N/mm²
St 52-3	E 36-3; E 36-4	1.2 Construction steel	1.2.2 Non Alloyed jusqu'à 500 N/mm²
St 60-2	A 60-2	1.2 Construction steel	1.2.2 Non Alloyed jusqu'à 500 N/mm²
Styropor		8.1 Thermoplastics	8.1.4 Polystyrène
Supradur		8.1 Thermoplastics	8.1.3 Polychlorure de vinyle (PVC)
Supralen		8.1 Thermoplastics	8.1.1 Polyéthylène
Supraplast		8.2 Thermosetting resin	8.2.1 Phenol-formaldehyde resin
Supraplast		8.2 Thermosetting resin	8.2.2 Melamine-formaldehyde resin

DIN	AFNOR	Material subgroup 1	Material subgroup 2
SW-Cu		7.3 Copper	7.3.1 Unalloyed
Symalen		8.1 Thermoplastics	8.1.1 Polyéthylène
Symalen PP		8.1 Thermoplastics	8.1.2 Polypropylene
Synolite		8.2 Thermosetting resin	8.2.7 Unsaturated polyester resin
Ti99.2		7.8 Titane	7.8.1 Unalloyed
Ti99.4		7.8 Titane	7.8.1 Unalloyed
Ti99.5		7.8 Titane	7.8.1 Unalloyed
Ti99.7		7.8 Titane	7.8.1 Unalloyed
TiAl4Mo4Sn2		7.8 Titane	7.8.3 Tempered alloy
TiAl5Sn2		7.8 Titane	7.8.2 Alloy, by coalescence annealing
TiAl6Sn2Zr4Mo2		7.8 Titane	7.8.3 Tempered alloy
TiAl6V4	T-A 6 V	7.8 Titane	7.8.3 Tempered alloy
TiAl6V6Sn2		7.8 Titane	7.8.3 Tempered alloy
TiAl6Zr5		7.8 Titane	7.8.3 Tempered alloy
TiCu2		7.8 Titane	7.8.2 Alloy, by coalescence annealing
Trespa-Duro		8.2 Thermosetting resin	8.2.2 Melamine-formaldehyde resin
Trogamid		8.1 Thermoplastics	8.1.7 Polyamide
Trolitan		8.2 Thermosetting resin	8.2.1 Phenol-formaldehyde resin
Trolitax		8.2 Thermosetting resin	8.2.1 Phenol-formaldehyde resin
Trolitul		8.1 Thermoplastics	8.1.4 Polystyrène
Trolon		8.2 Thermosetting resin	8.2.8 Epoxy resin
Trosiplast		8.1 Thermoplastics	8.1.3 Polychlorure de vinyle (PVC)
Trovidur		8.1 Thermoplastics	8.1.3 Polychlorure de vinyle (PVC)
Udimet 500	Udimet 500	4.2 High temperature resistant alloy	4.2.2 Untempered Ni-alloy
Ultramid		8.1 Thermoplastics	8.1.7 Polyamide
Ultrapas		8.2 Thermosetting resin	8.2.2 Melamine-formaldehyde resin
Urecoll		8.2 Thermosetting resin	8.2.3 Urea-formaldehyde resin
Vestamid		8.1 Thermoplastics	8.1.7 Polyamide
Vestolen		8.1 Thermoplastics	8.1.1 Polyéthylène
Vestolen PP		8.1 Thermoplastics	8.1.2 Polypropylene
Vestolit		8.1 Thermoplastics	8.1.3 Polychlorure de vinyle (PVC)
Vestopal		8.2 Thermosetting resin	8.2.7 Unsaturated polyester resin
Vestyron		8.1 Thermoplastics	8.1.4 Polystyrène
Vetrophen		8.2 Thermosetting resin	8.2.7 Unsaturated polyester resin
Viapal		8.2 Thermosetting resin	8.2.7 Unsaturated polyester resin
Vinidur		8.1 Thermoplastics	8.1.3 Polychlorure de vinyle (PVC)
Vinnol		8.1 Thermoplastics	8.1.3 Polychlorure de vinyle (PVC)
Vinoflex		8.1 Thermoplastics	8.1.3 Polychlorure de vinyle (PVC)
Vinylite		8.1 Thermoplastics	8.1.3 Polychlorure de vinyle (PVC)
Vulkollan		8.2 Thermosetting resin	8.2.4 Polyurethane resin
Waspaloy	Waspaloy	4.2 High temperature resistant alloy	4.2.3 Tempered Ni-alloy
X 10 Cr 13	Z 12 C 13	4.1 Stainless steel	4.1.2 Martensitic
X 10 CrAl 13	Z 10 C 13	4.2 High temperature resistant alloy	4.2.1 Alloy-Fe
X 10 CrAl 18	Z 10 CAS 18	4.2 High temperature resistant alloy	4.2.1 Alloy-Fe
X 10 CrAl 24	Z 10 CAS 24	4.2 High temperature resistant alloy	4.2.1 Alloy-Fe
X 10 CrNiMoNb 18 12		4.1 Stainless steel	4.1.4 Austenitic A5 >40%
X 10 CrNiMoTi 18 12		4.1 Stainless steel	4.1.4 Austenitic A5 >40%
X 10 CrNiS 18 9	Z 10 CNF 18.09	4.1 Stainless steel	4.1.5 Sulphide
X 10 NiCrAlTi 32 20	Incoloy 800	4.2 High temperature resistant alloy	4.2.2 Untempered Ni-alloy

DIN	AFNOR	Material subgroup 1	Material subgroup 2
X 10 NiCrAlTi 33 20	Z 8 NC 32.21	4.2 High temperature resistant alloy	4.2.1 Alloy-Fe
X 100 CrMo 13		4.1 Stainless steel	4.1.2 Martensitic
X 100 CrMoV 5 1	Z 100 CDV 5	3.2 Tool steel for cold work	3.2.4 Highly alloyed, Annealed Up to 1000 N/mm²
X 105 CrMo 17	Z 100 CD 17	4.1 Stainless steel	4.1.2 Martensitic
X 12 CrMoS 17	Z 10 CF 17	4.1 Stainless steel	4.1.5 Sulphide
X 12 CrNi 17 7	Z 12 CN 17.07	4.1 Stainless steel	4.1.4 Austenitic A5 >40%
X 12 CrNi 25 21	Z 12 CN 25.20	4.2 High temperature resistant alloy	4.2.1 Alloy-Fe
X 12 CrNiTi 18 9	Z 6 CNT 18.12 (B)	4.2 High temperature resistant alloy	4.2.1 Alloy-Fe
X 12 CrNiWTi 16 3		4.2 High temperature resistant alloy	4.2.1 Alloy-Fe
X 12 CrS 13	Z 12 CF 13	4.1 Stainless steel	4.1.5 Sulphide
X 12 NiCrSi 36 16	Z 12 NCS 37.18	4.2 High temperature resistant alloy	4.2.1 Alloy-Fe
X 15 Cr 13	Z 13 C 13	4.1 Stainless steel	4.1.2 Martensitic
X 15 CrNiSi 20 12	Z 15 CNS 20.12	4.2 High temperature resistant alloy	4.2.1 Alloy-Fe
X 15 CrNiSi 25 20	Z 15 CNS 25.20	4.2 High temperature resistant alloy	4.2.1 Alloy-Fe
X 155 CrVMo 12 1	Z 160 CDV 12	3.2 Tool steel for cold work	3.2.4 Highly alloyed, Annealed Up to 1000 N/mm²
X 165 CrMoV 12		3.2 Tool steel for cold work	3.2.4 Highly alloyed, Annealed Up to 1000 N/mm²
X 19 NiCrMo 4		3.2 Tool steel for cold work	3.2.4 Highly alloyed, Annealed Up to 1000 N/mm²
X 2 CrNi 19 11	Z 2 CN 18.10	4.1 Stainless steel	4.1.4 Austenitic A5 >40%
X 2 CrNiMo 17 13 2	Z 2 CND 17.12	4.1 Stainless steel	4.1.3 Austenitic A5 <40%
X 2 CrNiMo 18 14 3	Z 2 CND 17.13	4.1 Stainless steel	4.1.3 Austenitic A5 <40%
X 2 CrNiMo 18 16 4	Z 2 CND 19.15	4.1 Stainless steel	4.1.3 Austenitic A5 <40%
X 2 CrNiMoN 17 12 2	Z 2 CND 17.12 Az	4.1 Stainless steel	4.1.3 Austenitic A5 <40%
X 2 CrNiMoN 17 13 3	Z 2 CND 17.13 Az	4.1 Stainless steel	4.1.3 Austenitic A5 <40%
X 2 CrNiMoN 22 5	Z 2 CND 22 5 Az	4.1 Stainless steel	4.1.3 Austenitic A5 <40%
X 2 CrNiN 18 10	Z 2 CN 18 .10	4.1 Stainless steel	4.1.3 Austenitic A5 <40%
X 2 NiCoMoTi 18 12 4		3.2 Tool steel for cold work	3.2.5 Highly alloyed traité Up to 1300 N/mm²
X 2 NiCoMoTi 18 9 5		3.2 Tool steel for cold work	3.2.5 Highly alloyed traité Up to 1300 N/mm²
X 2 NiCoMoTi 18 9 5		3.3 Tool steel for hot work	3.3.4 Highly alloyed traité Up to 1300 N/mm²
X 2 NiCrMoCu 25 20 5	Z 1 CNDU 25 20	4.1 Stainless steel	4.1.3 Austenitic A5 <40%
X 20 Cr 13	Z 20 C 13	4.1 Stainless steel	4.1.2 Martensitic
X 20 CrMoWV 12 1		4.2 High temperature resistant alloy	4.2.1 Alloy-Fe
X 20 CrNi 17 2	Z 15 CN 16.02	4.1 Stainless steel	4.1.2 Martensitic
X 210 Cr 12	Z 200 C 12	3.2 Tool steel for cold work	3.2.4 Highly alloyed, Annealed Up to 1000 N/mm²
X 210 CrW 12	Z 200 CW 12	3.2 Tool steel for cold work	3.2.4 Highly alloyed, Annealed Up to 1000 N/mm²
X 22 CrMoV 12 1		4.2 High temperature resistant alloy	4.2.1 Alloy-Fe
X 3 NiCrMo 18 8 5	E-Z 2 NKD 18	3.3 Tool steel for hot work	3.3.3 Highly alloyed Annealed Up to 1000 N/mm²
X 30 Cr 13	Z 30 C 13	4.1 Stainless steel	4.1.2 Martensitic
X 30 WCrV 5 3	Z 32 WCV 5	3.3 Tool steel for hot work	3.3.3 Highly alloyed Annealed Up to 1000 N/mm²
X 30 WCrV 9 3	Z 30 WCV 9	3.3 Tool steel for hot work	3.3.3 Highly alloyed Annealed Up to 1000 N/mm²
X 32 CrMoCoV 3 3 3	30 DCKV 28	3.2 Tool steel for cold work	3.2.4 Highly alloyed, Annealed Up to 1000 N/mm²

DIN	AFNOR	Material subgroup 1	Material subgroup 2
X 32 CrMoV 3 3	32 DCV 28	3.3 Tool steel for hot work	3.3.3 Highly alloyed Annealed Up to 1000 N/mm²
X 36 CrMo 17		3.2 Tool steel for cold work	3.2.5 Highly alloyed traité Up to 1300 N/mm²
X 38 Cr 13	Z 40 C 14	4.1 Stainless steel	4.1.2 Martensitic
X 38 CrMoV 5 1	Z 38 CDV 5	3.3 Tool steel for hot work	3.3.3 Highly alloyed Annealed Up to 1000 N/mm²
X 38 CrMoV 5 3		3.3 Tool steel for hot work	3.3.3 Highly alloyed Annealed Up to 1000 N/mm²
X 4 NiCrTi 25 15	Z 6 NCTDV 25.15 B	4.2 High temperature resistant alloy	4.2.1 Alloy-Fe
X 40 CrMoV 5 1	Z 40 CDV 5	3.3 Tool steel for hot work	3.3.3 Highly alloyed Annealed Up to 1000 N/mm²
X 42 Cr 13	Z 40 C 14	3.2 Tool steel for cold work	3.2.4 Highly alloyed, Annealed Up to 1000 N/mm²
X 45 CrMoV 15		4.1 Stainless steel	4.1.2 Martensitic
X 45 CrNiW 18 9	Z 35 CNWS 20.09	4.2 High temperature resistant alloy	4.2.1 Alloy-Fe
X 45 CrSi 9 3	Z 45 CS 9	4.2 High temperature resistant alloy	4.2.1 Alloy-Fe
X 45 NiCrMo 4	Y 35 NCD 16	3.2 Tool steel for cold work	3.2.4 Highly alloyed, Annealed Up to 1000 N/mm²
X 46 Cr 13	Z 40 C 14	4.1 Stainless steel	4.1.2 Martensitic
X 5 CrNi 13 4	Z 5 CN 13.4	4.1 Stainless steel	4.1.1 Ferritique
X 5 CrNi 18 12	Z 8 CN 18.12	4.1 Stainless steel	4.1.4 Austenitic A5 >40%
X 5 CrNi 18 9	Z 6 CN 18.09	4.1 Stainless steel	4.1.4 Austenitic A5 >40%
X 5 CrNiCuNb 17 14	Z 5 CNU 17.4	4.1 Stainless steel	4.1.3 Austenitic A5 <40%
X 5 CrNiMo 17 13 3	Z 6 CND 17.12	4.1 Stainless steel	4.1.3 Austenitic A5 <40%
X 5 CrNiMo 18 10	Z 6 CND 17.11	4.1 Stainless steel	4.1.3 Austenitic A5 <40%
X 5 CrNiNb 18 10		4.1 Stainless steel	4.1.3 Austenitic A5 <40%
X 5 CrTi 12	Z 6 CT 12	4.1 Stainless steel	4.1.1 Ferritique
X 5 NiCrTi 26 15		4.2 High temperature resistant alloy	4.2.1 Alloy-Fe
X 53 CrMnNiN 21 9	Z 52 CMN 21.09	4.2 High temperature resistant alloy	4.2.1 Alloy-Fe
X 6 Cr 13	Z 6 C 13	4.1 Stainless steel	4.1.1 Ferritique
X 6 Cr 17	Z 8 C 17	4.1 Stainless steel	4.1.1 Ferritique
X 6 CrAl 13	Z 6 CA 13	4.1 Stainless steel	4.1.1 Ferritique
X 6 CrMo 17	Z 8 CD 17.01	4.1 Stainless steel	4.1.1 Ferritique
X 6 CrMo 17	Z 8 CD 17.01	4.1 Stainless steel	4.1.2 Martensitic
X 6 CrMo 4		3.2 Tool steel for cold work	3.2.4 Highly alloyed, Annealed Up to 1000 N/mm²
X 6 CrNiMoNb 17 12 2	Z 6 CNDNb 17.12	4.1 Stainless steel	4.1.3 Austenitic A5 <40%
X 6 CrNiMoTi 17 12 2	Z 6 CNT 17.12	4.1 Stainless steel	4.1.3 Austenitic A5 <40%
X 6 CrNiNb 18 10	Z 6 CNNb 18.10	4.1 Stainless steel	4.1.3 Austenitic A5 <40%
X 6 CrNiTi 18 10	Z 6 CNT 18.10	4.1 Stainless steel	4.1.3 Austenitic A5 <40%
X 6 CrNiWNb 16 16		4.2 High temperature resistant alloy	4.2.1 Alloy-Fe
X 6 CrTi 17	Z 8 CT 17	4.1 Stainless steel	4.1.1 Ferritique
X 65 CrMo 14		4.1 Stainless steel	4.1.2 Martensitic
X 8 CrNb 17	Z 8 CNb 17	4.1 Stainless steel	4.1.1 Ferritique
X 8 CrNiMo 27 5	Z 5 CND 27.05 Az	4.1 Stainless steel	4.1.3 Austenitic A5 <40%
X 80 CrNiSi 20	Z 80 CSN 20.02	4.2 High temperature resistant alloy	4.2.1 Alloy-Fe
X 90 CrMoV 18		4.1 Stainless steel	4.1.2 Martensitic

COMPARISON TABLE OF HARDNESS MEASUREMENTS ACCORDING TO VICKERS-BRINELL-ROCKWELL TEST AND BREAKING STRENGTH BY TRACTION

VICKERS HARDNESS TEST HV 30	BRINELL HARDNESS TEST HB 30	Rockwell hardness		Breaking strength by traction N/mm2
		HRB	HRC	
80	80	36.4	-	270
85	85	42.4	-	290
90	90	47.4	-	310
95	95	52	-	320
100	100	56.4	-	340
105	105	60	-	360
110	110	63.4	-	380
115	115	66.4	-	390
120	120	69.4	-	410
125	125	72	-	420
130	130	74.4	-	440
135	135	76.4	-	460
140	140	78.4	-	470
145	145	80.4	-	490
150	150	82.2	-	500
155	155	83.8	-	520
160	160	85.4	-	540
165	165	86.8	-	550
170	170	88.2	-	570
175	175	89.6	-	590
180	180	90.8	-	600
185	185	91.8	-	620
190	190	93	-	640
195	195	94	-	660
200	200	95	-	670
205	205	95.8	-	680
210	210	96.6	-	710
215	215	97.6	-	720
220	220	98.2	-	730
225	225	99	-	750
230	230	-	19.2	760
235	235	-	20.2	780
240	240	-	21.2	800
245	245	-	22.1	820
250	250	-	23	830
255	255	-	23.8	850
260	260	-	24.6	870
265	265	-	25.4	880
270	270	-	26.2	900
275	275	-	26.9	920
280	280	-	27.6	940
285	285	-	28.3	950
290	290	-	29	970
295	295	-	29.6	990
300	300	-	30.3	1010
310	310	-	31.5	1040
320	320	-	32.7	1080
330	330	-	33.8	1110
340	340	-	34.9	1140

Source : Organisation executive calculate Measure

The hardness values measured by various processes on different materials are only partially comparable. The Rockwell test values, to one decimal place, serve only as interpolation and should be rounded to the unit for the final result.

VICKERS HARDNESS TEST HV 30	BRINELL HARDNESS TEST HB 30	Rockwell hardness		Breaking strength by traction N/mm2
		HRB	HRC	
350	350	-	36	1170
360	359	-	37	1200
370	368	-	38	1230
380	376	-	38.9	1260
390	385	-	39.8	1290
400	392	-	40.7	1320
410	400	-	41.5	1350
420	408	-	42.4	1380
430	415	-	43.2	1410
440	423	-	44	1430
450	430	-	44.8	1460
460	-	-	45.6	-
470	-	-	46.3	-
480	-	-	47	-
490	-	-	47.7	-
500	-	-	48.3	-
510	-	-	49.1	-
520	-	-	49.7	-
530	-	-	50.4	-
540	-	-	51	-
550	-	-	51.6	-
560	-	-	52.2	-
570	-	-	52.8	-
580	-	-	53.3	-
590	-	-	53.9	-
600	-	-	54.4	-
610	-	-	55	-
620	-	-	55.5	-
630	-	-	56	-
640	-	-	56.5	-
650	-	-	57	-
660	-	-	57.5	-
670	-	-	58	-
680	-	-	58.5	-
690	-	-	59	-
700	-	-	59.5	-
720	-	-	60.4	-
740	-	-	61.2	-
760	-	-	62	-
780	-	-	62.8	-
800	-	-	63.6	-
820	-	-	64.3	-
840	-	-	65	-
860	-	-	65.7	-
880	-	-	66.3	-
900	-	-	66.9	-
920	-	-	67.5	-
940	-	-	68	-
-	-	-	-	-

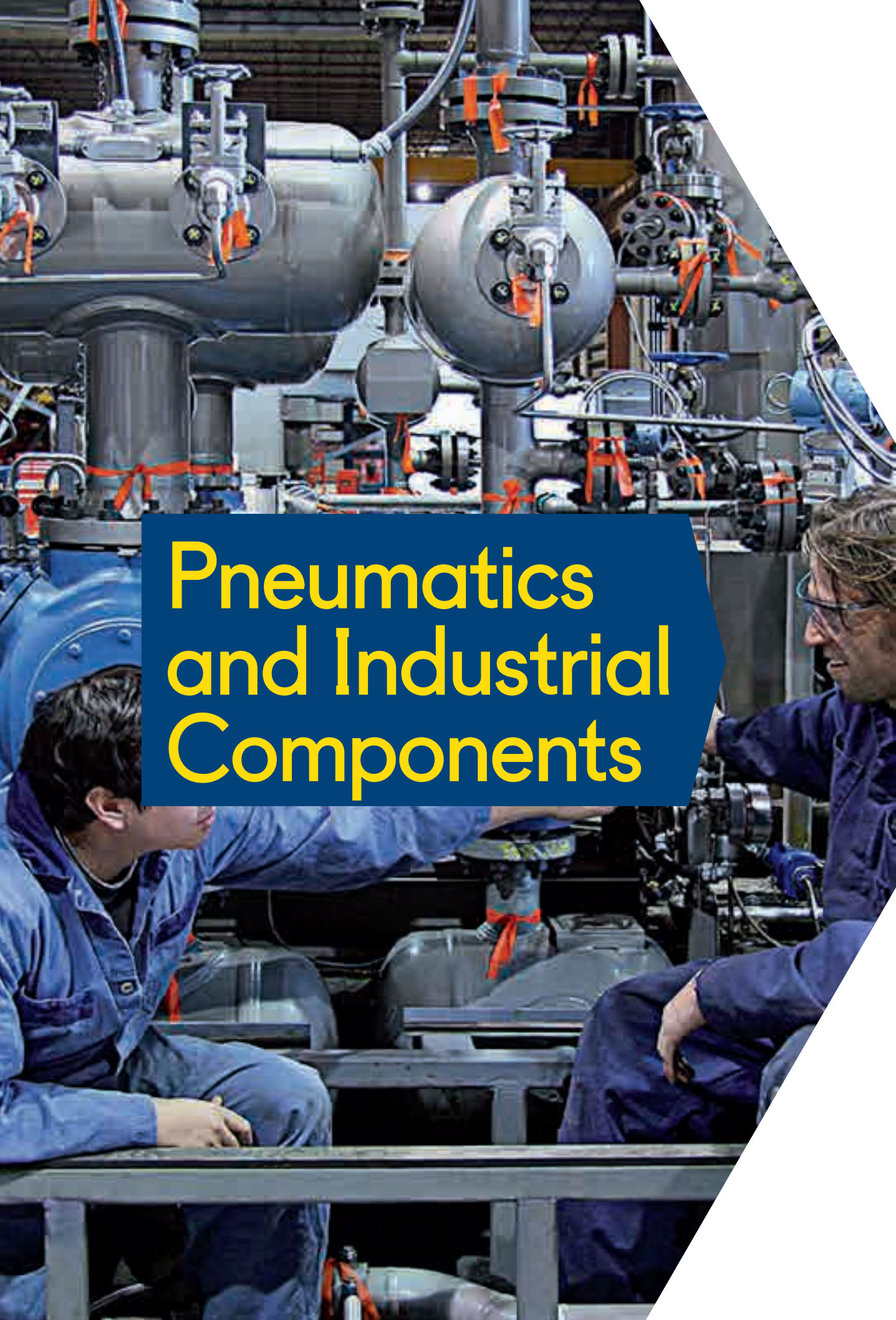

Pneumatics and Industrial Components



QUICK COUPLINGS 330


PNEUMATIC FITTINGS 333

POLYMER PUSH-IN FITTINGS 333
NICKEL-PLATED PUSH-IN FITTINGS 354
NSF NICKEL-PLATED PUSH-IN FITTINGS 359
STAINLESS STEEL AISI 316L PUSH-IN FITTINGS 361
NICKEL-PLATED PUSH-ON FITTINGS 365
BRASS CUTTING RING FITTINGS 375
FUNCTION FITTINGS 384
NICKEL-PLATED THREADED FITTINGS 388
SILENCERS 398


PLASTIC TUBINGS 402


AIR BLOW GUNS 405


CYLINDERS 407


AIR TREATMENT 412


BALL VALVES 413


INDUSTRIAL COUPLINGS 416


INDUSTRIAL HOSES 420


PRESSURE GAUGES 422

GISS BI-POLYMER TUBING



GISS Bi-Polymer tubing is very innovative combining in one product the best properties of Polyurethane and Polyamide. An exclusive recipe of co-polymers that grants to the tubing high flexibility, excellent bending radius, good chemical resistance, excellent temperature resistance. These tubes are particularly indicated for the pneumatic market, when a tight bending radius is needed for installation in narrow cabinets, along with combined pressure up to 12 bars. Ideal for push-in fittings.



PRODUCT ADVANTAGES:

- ✓ Excellent pressure resistance for tubes
- ✓ Extreme flexibility and kinking behaviour
- ✓ Excellent abrasion resistance
- ✓ Good tear, cutting and perforation
- ✓ Good resistance to hydrolysis
- ✓ Good chemical resistance

GISS PNEUMATICS FITTINGS

A complete range of with more than 2000 references

PUSH-IN
PUSH-ON
THREADED
FUNCTIONAL
COMPRESSION
TECHNOPOLYMER
STAINLESS STEEL
NICKEL PLATE
BRASS



GLOBAL INDUSTRIAL SOLUTIONS

GISS from Brammer Buck & Hickman, the UK's leading industrial supplies specialist, is an exclusive new range of pneumatic products that combines quality and reliability, backed by our extensive engineering experience and added value services.

THE BRAND FOR MRO SOLUTIONS



The **GISS** range is made up of high-quality, high performance parts, designed to fit seamlessly into your operations. The range includes a wide range of specifications to meet all industrial applications. We pride ourselves on keeping your operation moving by offering a number of services alongside the Mecaline range, so you can focus on your business while we handle design, installation, alterations and more.

All parts in the GISS range have been designed and treated to comply with industry standards, providing you with cost-effective parts with an increased usable service life. We've created a quality range using quality materials, to provide you with essential parts that you can trust and rely on, time and time again.

Additionally, the majority of products provided in our range are interchangeable with a number of leading brands – ensuring that replacement or modification is swift and easy, while reducing downtime associated with time spent trying to find the right parts for application. Designed in collaboration with world-leading manufacturers in their respective fields, to very strict specifications, the GISS range features Pneumatics Fittings, Tubings, Cylinders, Valves and Accessories.

SINGLE SOURCE AND AVAILABILITY

GISS is a guarantee on a wide range of products in order to simplify your industrial supplies by a clear choice continuously supplies. To provide you with the product of your need, GISS has dedicated, efficient central logistics with a 97% availability.



What you need to know



ISO B12 COUPLINGS AND EUROPEAN PROFILE

SECURITY SYSTEM BY 2 OPPOSING MOVEMENTS



A first pulse in the direction of the arrow allows for complete decompression downstream of the compressed air



A second pulse in the opposite direction disconnects safely the nozzle



ISO C10

ISO C10 COUPLINGS

PRESS THE BUTTON 2 TIMES SUCCESSIVELY TO MAKE SURE IT IS DISCONNECTED

ALL OUR COUPLERS ARE SAFE: DISCONNECTING THEM WILL NOT RESULT IN WHIPLASH

GISS



A B C

ISO C10 COUPLINGS

Composite materials containing a metal element
Port size: 6 mm Flow: 833l/min to 6 bars using Delta P 10%
Rated pressure: 12 bars. Temperature: -15°C to + 70°C

Profile	Ø Pipe/Coupling	Ref.
A	1/4	736002
A	3/8	736003
A	1/2	736004
B	1/4	736006
B	3/8	736007
B	1/2	736008
C	6	736012
C	8	736013
C	10	736014

A : Female connector - **B :** Male connector - **C :** Flexible connector

GISS



A B C

ISO C10 FITTINGS

Port size: 5,5 mm. Flow: 833l/min to 6 bars using Delta P 10%
Rated pressure: 12 bars. Temperature: -15°C to + 70°C

Profile	Ø Pipe/Coupling	Ref.
A	1/4	736017
A	3/8	736018
A	1/2	860298
B	1/4	736020
B	3/8	736021
B	1/2	860299
C	6	736023
C	8	736024
C	10	736025
C	13	736026

A : Female connector - **B :** Male connector - **C :** Flexible connector

ISO B12 COUPLINGS

GISS

Polymeric fitting reinforced with fiberglass
Port size: 6 mm Flow: 883 l/min to 6 bar with Delta P 10%.
Rated pressure: 16 bars . Temperature: -15°C to + 70°C

Profile	Ø Pipe/Coupling	Ref.
A	1/4	736028
A	3/8	736029
A	1/2	736030
B	1/4	736032
B	3/8	736033
B	1/2	736034
C	6	736036
C	8	736037
C	10	736038

A : Female connector - **B :** Male connector - **C :** Flexible connector



A B C

ISO B12 FITTINGS

GISS

Corrosion-resistant carbonotrided steel.
Port size: 6 mm Flow: 883 l/min to 6 bars with Delta P 10%
Rated pressure: 16 bars. Temperature: -15°C to + 70°C

Profile	Ø Pipe/Coupling	Ref.
A	1/4	612835
A	3/8	734788
A	1/2	860296
B	1/4	612836
B	3/8	669056
B	1/2	860297
C	6	612837
C	8	612838
C	10	612839
C	13	736015

A : Female fitting - **B :** Male fitting - **C :** Flexible hose fitting



A B C

2 WAYS NON-ORIENTABLE COUPLER

GISS

The coupling automatically maintain the inlet pressure
reducing the outlet pressure, reducing the hazard of an accident on de-connection.

CE

Ø Coupling	Ref.
1/4	853517
3/8	853518
1/2	853519



What you need to know

INSTANTANEOUS CONNECTORS

Maximum pressure	15 bars
Industrial vacuum	-100 Kpa (10 Torr)
Temperature	-20°C to +80°C
Accepted pipes	PA, PU, Bi-polymer

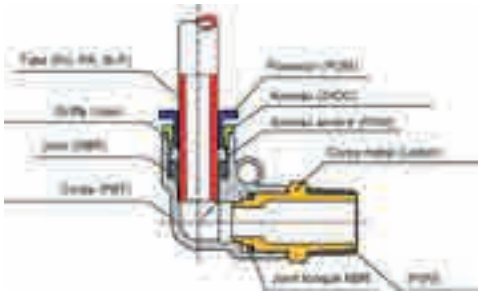

GISS NEW



A B C

EUROPEAN PROFILE COUPLING

Fibreglass-filled polymer coupling
Port size: 7.4 mm. Flow: 820 L/min at 6 bar with 10% Delta P.
Nominal pressure: 12 bars. Temperature: -15°C to +70°C

Profile	Ø Pipe/Coupling	Ref.
A	1/4''	880680
A	3/8''	880681
A	1/2''	880682
B	1/4''	880683
B	3/8''	880684
B	1/2''	880685
C	8	880686
C	9	880687
C	10	880688
C	13	880689

A: Female coupling - **B :** Male coupling - **C :** Hose coupling

GISS NEW



A B C

EUROPEAN PROFILE SOCKET

Corrosion-resistant carbonotrided steel.
Port size: 7.4 mm. Flow: 820 L/min to 6 bars with Delta P 10%
Nominal pressure: 12 bars. Temperature: -15°C to +70°C

Profile	Ø Pipe/Coupling	Ref.
A	1/4''	880691
A	3/8''	880692
A	1/2''	880693
B	1/4''	880694
B	3/8''	880695
B	1/2''	880696
C	8	880697
C	9	880698
C	10	880699
C	13	880700

A: Female end - **B :** Male end - **C :** End for flexible hose

UNION STRAIGHT FITTING

GISS

Pressure: 15 bars
Operating temperature: -20 to +80°C
Industrial vacuum -100 kpa

Profile	Ø1	Ø2	Ref.
NP	4	4	853154
NP	4	6	853166
NP	6	6	853155
NP	6	8	853167
NP	8	8	853156
NP	8	10	853168
NP	10	10	853157
NP	10	12	858818
NP	12	12	853158
NP	16	16	858816
MINI	3	3	853349
MINI	3	4	853353
MINI	4	4	853350
MINI	4	6	853354
MINI	6	6	853351

NP : Normal profile - **MINI :** MINI Profile



NP



MINI

REDUCER STRAIGHT FITTING

GISS

Pressure: 15 bars
Operating temperature: -20 to +80°C
Industrial vacuum -100 kpa

Ø1	Ø2	Ref.
6	4	853196
8	4	853197
8	6	853198
10	6	853199
10	8	853200
10	12	853202
12	6	858826
12	8	853201



BULKHEAD STRAIGHT FITTING

GISS

Pressure: 15 bars
Operating temperature: -20 to +80°C
Industrial vacuum -100 kpa

Profile	Ø tube	Ø Corps	Ref.
NP	4	M12	853160
NP	6	M14	853161
NP	8	M16	853162
NP	10	M20	853163
NP	12	M22	853164
NP	16	M27	858817
MINI	3	M8x0,75	853356
MINI	4	M10x1	853357
MINI	6	M12x1	853358

NP : Normal profile - **MINI :** MINI Profile



NP



MINI

GISS

UNION ELBOW FITTING


NP


MINI

Pressure: 15 bars
Operating temperature: -20 to +80°C
Industrial vacuum -100 kpa

Profile	Ø	Ref.
NP	4	853170
NP	6	853171
NP	8	853172
NP	10	853173
NP	12	853174
NP	16	858819
MINI	3	853360
MINI	4	853361
MINI	6	853362

NP : Normal profile - **MINI :** MINI Profile

GISS

SOCKET ELBOW FITTING


90°


45°

Pressure: 15 bars
Operating temperature: -20 to +80°C
Industrial vacuum -100 kpa

Profile	Ø	Ref.
90°	4	853176
90°	6	853177
90°	8	853178
90°	10	858820
90°	12	858821
45°	4	860054
45°	6	860055
45°	8	860056
45°	10	860057
45°	12	860058

GISS

EQUAL UNION TEE FITTING


NP


MINI

Pressure: 15 bars
Operating temperature: -20 to +80°C
Industrial vacuum -100 kpa

Profile	Ø	Ref.
NP	4	853180
NP	6	853181
NP	8	853182
NP	10	853183
NP	12	853184
NP	16	858822
MINI	3	853368
MINI	4	853369
MINI	6	853370

NP : Normal profile - **MINI :** MINI Profile

REDUCTION UNION TEE FITTING

GISS

Pressure: 15 bars
Operating temperature: -20 to +80°C
Industrial vacuum -100 kpa

Profile	Ø dble	Ø sgle	Ref.
NP	6	4	859750
NP	4	6	859751
NP	8	6	859752
NP	10	6	859753
NP	6	8	859754
NP	10	8	859755
NP	8	10	859756
NP	12	10	859757
NP	10	12	859758
NP	16	12	859759
NP	12	16	859760
MINI	3	4	853372
MINI	4	6	853373

NP : Normal profile - **MINI :** MINI Profile



NP



MINI

EQUAL UNION Y FITTING

GISS

Pressure: 15 bars
Operating temperature: -20 to +80°C
Industrial vacuum -100 kpa

Profile	Ø	Ref.
NP	4	853186
NP	6	853187
NP	8	853188
NP	10	853189
NP	12	853190
NP	16	858823
MINI	3	853364
MINI	4	853365
MINI	6	853366

NP : Normal profile - **MINI :** MINI Profile



NP



MINI

REDUCTION UNION Y FITTING

GISS

Pressure: 15 bars
Operating temperature: -20 to +80°C
Industrial vacuum -100 kpa

Profile	Ø dble	Ø sgle	Ref.
NP	4	6	853192
NP	6	8	853193
NP	8	10	853194
NP	10	12	858824
NP	12	16	858825
MINI	3	4	859085
MINI	4	6	859086

NP : Normal profile - **MINI :** MINI Profile



NP



MINI

GISS

SOCKET Y FITTING

Pressure: 15 bars
Operating temperature: -20 to +80°C
Industrial vacuum -100 kpa



Ø dble	Ø sgle	Ref.
4	4	860072
4	6	860067
6	6	860073
6	8	860068
8	8	860074
8	10	860069
10	10	860075
10	12	860070
12	12	860076

GISS

THREE-WAY

Pressure: 15 bars
Operating temperature: -20 to +80°C
Industrial vacuum -100 kpa



Ø dble	Ø Triple	Ref.
4	4	859961
6	6	859962
8	8	859963
6	4	859993
8	4	859994
8	6	859995
10	6	859996
10	8	859997

GISS

PLUG

Pressure: 15 bars
Operating temperature: -20 to +80°C
Industrial vacuum -100 kpa



Ø	Ref.
4	853204
6	853205
8	853206
10	853207
12	853208

› SEE PAGE 360



Fitting for food application ref. 840790

FEMALE STRAIGHT FITTING

GISS

Pressure: 15 bars
Operating temperature: -20 to +80°C
Industrial vacuum -100 kpa

Ø Pipe	Ø impl.	Ref.
4	G1/8	853057
4	G1/4	853058
6	G1/8	853059
6	G1/4	853060
6	G3/8	858722
6	G1/2	858723
8	G1/8	853061
8	G1/4	853062
8	G3/8	853063
8	G1/2	858724
10	G1/8	858725
10	G1/4	853064
10	G3/8	853065
10	G1/2	858726
12	G1/8	858727
12	G1/4	858728
12	G3/8	858729
12	G1/2	858730
16	G3/8	858731
16	G1/2	858732



BULKHEAD FEMALE STRAIGHT FITTING

GISS

Pressure: 15 bars
Operating temperature: -20 to +80°C
Industrial vacuum -100 kpa

Ø Pipe	Ø impl.	Ref.
4	G1/8	858733
4	G1/4	858734
4	G3/8	858735
6	G1/8	853067
6	G1/4	853068
6	G3/8	858736
8	G1/8	853069
8	G1/4	853070
8	G3/8	858737
8	G1/2	858738
10	G1/8	858739
10	G1/4	858740
10	G3/8	853071
12	G1/8	858741
12	G1/4	858742
12	G3/8	858743
12	G1/2	853072



› SEE PAGE 361



Stainless steel fittings ref. 842868

GISS

EQUAL CROSS



Pressure: 15 bars
Operating temperature: -20 to +80°C
Industrial vacuum -100 kpa

Ø	Ref.
4	860078
6	860079
8	860080
10	860081
12	860082

GISS

MALE PARALLEL STRAIGHT FITTING



Pressure: 15 bars
Operating temperature: -20 to +80°C
Industrial vacuum -100 kpa
Interior hexagonal form for tightening

Ø Pipe	Ø impl.	Ref.
4	G1/8	853041
4	G1/4	853042
4	M5	853040
6	G1/8	853044
6	G1/4	853045
6	G3/8	853046
6	G1/2	858716
6	M5	853043
8	G1/8	853047
8	G1/4	853048
8	G3/8	853049
8	G1/2	858717
10	G1/8	858718
10	G1/4	853050
10	G3/8	853051
10	G1/2	853052
12	G1/8	858719
12	G1/4	853053
12	G3/8	853054
12	G1/2	853055
16	G3/8	858720
16	G1/2	858721

GISS

MALE PARALLEL STRAIGHT MINI-FITTING



Pressure: 15 bars
Operating temperature: -20 to +80°C
Industrial vacuum -100 kpa
Interior hexagonal form for tightening

Ø Pipe	Ø impl.	Ref.
3	M3	853319
3	M5	853320
3	M6	858876
4	M3	853321
4	M5	853322
4	M6	858877
6	G1/8	858878
6	M5	853323
6	M6	858879

MALE TAPER STRAIGHT FITTING

GISS

Pressure: 15 bars
Operating temperature: -20 to +80°C
The seal is guaranteed for up to 3 assemblies/disassemblies

Ø Pipe	Ø impl.	Ref.
4	R1/8	853025
4	R1/4	853026
6	R1/8	853027
6	R1/4	853028
6	R3/8	853029
6	R1/2	858710
8	R1/8	853030
8	R1/4	853031
8	R3/8	853032
8	R1/2	858711
10	R1/8	858712
10	R1/4	853033
10	R3/8	853034
10	R1/2	853035
12	R1/8	858713
12	R1/4	853036
12	R3/8	853037
12	R1/2	853038
16	R3/8	858714
16	R1/2	858715



SWIVEL MALE PARALLER 45' ELBOW FITTING

GISS

Pressure: 15 bars. Operating temperature: -20 to +80°C
Industrial vacuum -100 kpa
NBR Seal

Ø Pipe	Ø impl.	Ref.
4	G1/8	860036
4	G1/4	860037
6	G1/8	860038
6	G1/4	860039
6	G3/8	860040
6	G1/2	860041
8	G1/8	860042
8	G1/4	860043
8	G3/8	860044
8	G1/2	860045
10	G1/8	860046
10	G1/4	860047
10	G3/8	860048
10	G1/2	860049
12	G1/4	860050
12	G3/8	860051
12	G1/2	860052



GISS

SWIVEL MALE TAPER 45' ELBOW FITTING



Pressure: 15 bars. Operating temperature: -20 to +80°C
The seal is guaranteed for up to 3 assemblies/disassemblies

Ø Pipe	Ø impl.	Ref.
4	R1/8	860017
4	R1/4	860018
4	M5	860019
6	R1/8	860020
6	R1/4	860021
6	R3/8	860022
6	R1/2	860023
8	R1/8	860024
8	R1/4	860025
8	R3/8	860026
8	R1/2	860027
10	R1/8	860028
10	R1/4	860029
10	R3/8	860030
10	R1/2	860031
12	R1/4	860032
12	R3/8	860033
12	R1/2	860034

GISS

SWIVEL MALE TAPER ELBOW FITTING



Normal Profile

Pressure: 15 bars. Operating temperature: -20 to +80°C
The seal is guaranteed for up to 3 assemblies/disassemblies

Normal Profile

Ø Pipe	Ø impl.	Ref.
4	R1/8	853074
4	R1/4	853075
6	R1/8	853076
6	R1/4	853077
6	R3/8	853078
6	R1/2	858744
8	R1/8	853079
8	R1/4	853080
8	R3/8	853081
8	R1/2	858745
10	R1/8	858746
10	R1/4	853082
10	R3/8	853083
10	R1/2	853084
12	R1/4	853085
12	R3/8	853086
12	R1/2	853087
16	R3/8	858747
16	R1/2	858748



Compact profile

Compact profile

Ø Pipe	Ø impl.	Ref.
4	R1/8	853210
4	R1/4	853211
6	R1/8	853212
6	R1/4	853213
6	R3/8	853214
6	R1/2	858827
8	R1/8	853215
8	R1/4	853216
8	R3/8	853217
8	R1/2	858828
10	R1/8	858829
10	R1/4	853218
10	R3/8	853219
10	R1/2	853220
12	R1/4	853221
12	R3/8	853222
12	R1/2	853223
16	R3/8	858830
16	R1/2	858831

SWIVEL MALE PARALLEL ELBOW FITTING

GISS

Pressure: 15 bars. Operating temperature: -20 to +80°C
The seal is guaranteed for up to 3 assemblies/disassemblies

Normal Profile

Ø Pipe	Ø impl.	Ref.
4	G1/8	853090
4	G1/4	853091
4	M5	853089
6	G1/8	853093
6	G1/4	853094
6	G3/8	858749
6	G1/2	858750
6	M5	853092
8	G1/8	853095
8	G1/4	853096
8	G3/8	853097
8	G1/2	858751
10	G1/8	858752
10	G1/4	853098
10	G3/8	853099
10	G1/2	853100
12	G1/8	858753
12	G1/4	853101
12	G3/8	853102
12	G1/2	853103
16	G3/8	858754
16	G1/2	858755



Normal Profile

Compact profile

Ø Pipe	Ø impl.	Ref.
4	G1/8	853226
4	G1/4	853227
4	M5	853225
6	G1/8	853229
6	G1/4	853230
6	G3/8	858832
6	G1/2	858833
6	M5	853228
8	G1/8	853231
8	G1/4	853232
8	G3/8	853233
8	G1/2	858834
10	G1/8	858835
10	G1/4	853234
10	G3/8	853235
10	G1/2	853236
12	G1/8	858836
12	G1/4	853237
12	G3/8	853238
12	G1/2	853239
16	G3/8	858837
16	G1/2	858838



Compact profile

Mini Profile

Ø Pipe	Ø impl.	Ref.
3	M3	853325
3	M5	853326
3	M6	858880
4	M3	853327
4	M5	853328
4	M6	858881
6	G1/8	858882
6	M5	853329
6	M6	858883



Mini Profile

GISS

SWIVEL MALE TAPER LONG ELBOW FITTING

Pressure: 15 bars. Operating temperature: -20 to +80°C
The seal is guaranteed for up to 3 assemblies/disassemblies



Normal Profile

Normal Profile

Ø Pipe	Ø impl.	Ref.
4	R1/8	858756
4	R1/4	858757
6	R1/8	853105
6	R1/4	853106
6	R3/8	858758
6	R1/2	858759
6	M5	858760
8	R1/8	858761
8	R1/4	853107
8	R3/8	853108
8	R1/2	858762
10	R1/8	858763
10	R1/4	858764
10	R3/8	858765
10	R1/2	858766
12	R1/8	858767
12	R1/4	858768
12	R3/8	858769
12	R1/2	858770
16	R3/8	858771
16	R1/2	858772

GISS

SWIVEL MALE TAPER LONG ELBOW FITTING

Pressure: 15 bars. Operation temperature: -20 to +80°C
The seal is guaranteed for up to 3 assemblies/disassemblies



Compact profile

Compact profile

Ø Pipe	Ø impl.	Ref.
4	R1/8	858839
4	R1/4	858840
6	R1/8	853241
6	R1/4	853242
6	R3/8	858841
6	R1/2	858842
6	M5	858843
8	R1/8	858844
8	R1/4	853243
8	R3/8	853244
8	R1/2	858845
10	R1/8	858846
10	R1/4	858847
10	R3/8	858848
10	R1/2	858849
12	R1/8	858850
12	R1/4	858851
12	R3/8	858852
12	R1/2	858853
16	R3/8	858854
16	R1/2	858855

SWIVEL MALE TAPER LONG ELBOW FITTING

GISS

Pressure: 15 bars. Operating temperature: -20 to +80°C
Industrial vacuum -100 kpa
Surface treatment by thermal oxidation

Normal Profile

Ø Pipe	Ø impl.	Ref.
4	G1/8	853111
4	G1/4	858773
4	M5	853110
6	G1/8	853112
6	G1/4	853113
6	G3/8	858774
6	G1/2	858775
8	G1/8	853114
8	G1/4	853115
8	G3/8	853116
8	G1/2	858776
10	G1/8	858777
10	G1/4	858778
10	G3/8	858779
10	G1/2	858780
12	G1/8	858781
12	G1/4	858782
12	G3/8	858783
12	G1/2	858784
16	G3/8	858785
16	G1/2	858786



Normal Profile

Compact profile

Ø Pipe	Ø impl.	Ref.
4	G1/8	853247
4	G1/4	858856
4	M5	853246
6	G1/8	853248
6	G1/4	853249
6	G3/8	858857
6	G1/2	858858
8	G1/8	853250
8	G1/4	853251
8	G3/8	853252
8	G1/2	858859
10	G1/8	858860
10	G1/4	858861
10	G3/8	858862
10	G1/2	858863
12	G1/8	858864
12	G1/4	858865
12	G3/8	858866
12	G1/2	858867
16	G3/8	858868
16	G1/2	858869



Compact profile

Mini Profile

Ø Pipe	Ø impl.	Ref.
3	M3	853331
3	M5	853332
3	M6	858884
4	M3	853333
4	M5	853334
4	M6	858885
6	3/8	858886
6	M5	853335
6	M6	858887



Mini Profile

GISS

MALE TAPER TEE FITTING

Pressure: 15 bars
Operating temperature: -20 to +80°C



Normal Profile

Ø Pipe	Ø impl.	Ref.
4	R 1/8	853118
4	R 1/4	853119
6	R 1/8	853120
6	R 1/4	853121
6	R 3/8	858787
6	R 1/2	858788
8	R 1/8	853122
8	R 1/4	853123
8	R 3/8	853124
8	R 1/2	858789
10	R1/8	858790
10	R 1/4	853125
10	R 3/8	853126
10	R 1/2	853127
12	R 1/4	853128
12	R 3/8	853129
12	R 1/2	853130
16	R 3/8	858791
16	R 1/2	858792



Compact profile

Ø Pipe	Ø impl.	Ref.
4	R1/8	853254
4	R1/4	853255
6	R1/8	853256
6	R1/4	853257
6	R3/8	858870
6	R1/2	858871
8	R1/8	853258
8	R1/4	853259
8	R3/8	853260
8	R1/2	858872
10	R1/8	858873
10	R1/4	853261
10	R3/8	853262
10	R1/2	853263
12	R1/4	853264
12	R3/8	853265
12	R1/2	853266
16	R3/8	858874
16	R1/2	858875

What you need to know

NORMAL. COMPACT AND MINI PROFILES



Normal Profile



Compact profile



Mini Profile

On some profiles parts. GISS offers you up to 3 part dimensions. in order to better respond to your needs of compactness:
- the Normal range (NP): is the traditional range. which sometimes has mounting brackets
- the Compact range (LP): is the reduced dimension version of the previous one. it still offers the same characteristics of flow as the normal range
- the Mini range: limited to tubes with a diameter of 6mm. uses mostly metric threads on its implantation connectors.

SWIVEL FEMALE PARALLEL ELBOW FITTING

GISS

Pressure: 15 bars
Operating temperature: -20 to +80°C
The dedicated GISS seal is guaranteed for 3 assemblies/disassemblies.

Ø Pipe	Ø impl.	Ref.
4	G1/8	859999
4	G1/4	860000
6	G1/8	860001
6	G1/4	860002
6	G3/8	860003
6	G1/2	860004
8	G1/8	860005
8	G1/4	860006
8	G3/8	860007
8	G1/2	860008
10	G1/8	860009
10	G1/4	860010
10	G3/8	860011
10	G1/2	860012
12	G1/4	860013
12	G3/8	860014
12	G1/2	860015



BULKHEAD ELBOW FITTING

GISS

Pressure: 15 bars
Operating temperature: -20 to +80°C

Ø Tube	Ø Corps	Ref.
4	M12	860060
6	M14	860061
8	M16	860062
10	M20	860063
12	M22	860064
16	M24	860065



3 PORT MANIFOLD

GISS

Pressure: 15 bars
Operating temperature: -20 to +80°C
The dedicated GISS seal is guaranteed for 3 assemblies/disassemblies.

D single	Ø impl.	D Triple	Ref.
4	R1/8	4	859965
4	R1/4	4	859966
6	R1/8	6	859967
6	R1/4	6	859968
6	R3/8	6	859969
8	R1/8	8	859970
8	R1/4	8	859971
8	R3/8	8	859972
6	R1/8	4	859983
8	R1/4	4	859984
8	R1/4	6	859985
10	R3/8	8	859986
4	G1/8	4	859974
4	G1/4	4	859975
6	G1/8	6	859976
6	G1/4	6	859977
6	G3/8	6	859978
8	G1/8	8	859979
8	G1/4	8	859980
8	G3/8	8	859981
4	G1/8	6	859988
8	G1/4	4	859989
8	G1/4	6	859990
10	G3/8	8	859991



GISS

SWIVEL MALE PARALLER TEE FITTING



Normal Profile

Pressure: 15 bars
Operating temperature: -20 to +80°C
Industrial vacuum -100 kpa
NBR Seal
Normal Profile

Ø Pipe	Ø impl.	Ref.
4	G1/8	853133
4	G1/4	853134
4	M5	853132
6	G1/8	853136
6	G1/4	853137
6	M5	853135
8	G1/4	853138
8	G3/8	853139
10	G1/4	853140
10	G3/8	853141
10	G1/2	853142

GISS

COMPACT SWIVEL MALE PARALLER TEE FITTING



Compact profile

Pressure: 15 bars
Operating temperature: -20 to +80°C
Industrial vacuum -100 kpa
NBR Seal
Mini Profile

Ø Pipe	Ø impl.	Ref.
4	G1/8	853269
4	G1/4	853270
4	M5	853268
6	G1/8	853272
6	G1/4	853273
6	M5	853271
8	G1/4	853274
8	G3/8	853275
10	G1/4	853276
10	G3/8	853277

GISS

MINI SWIVEL MALE PARALLER TEE FITTING



Mini Profile

Pressure: 15 bars
Operating temperature: -20 to +80°C
Industrial vacuum -100 kpa
NBR Seal
Mini Profile

Ø Pipe	Ø impl.	Ref.
3	M3	853343
3	M5	853344
3	M6	858892
4	M3	853345
4	M5	853346
4	M6	858893
6	1/8	858894
6	M5	853347
6	M6	858895

SWIVEL MALE PARALLER RUN TEE FITTING

GISS

Temperature: -20°C to +80°C.
Surface treatment by thermal oxidation
Pressure: 15 bars.
Industrial vacuum -100 Kpa.
Normal Profile

Ø Pipe	Ø impl.	Ref.
4	G1/8	859731
4	G1/4	859732
6	G1/8	859733
6	G1/4	859734
6	G3/8	859735
6	G1/2	859736
8	G1/8	859737
8	G1/4	859738
8	G3/8	859739
8	G1/2	859740
10	G1/8	859741
10	G1/4	859742
10	G3/8	859743
10	G1/2	859744
12	G1/8	859745
12	G1/4	859746
12	G3/8	859747
12	G1/2	859748



Normal Profile

COMPACT SWIVEL MALE PARALLER RUN TEE FITTING

GISS

Temperature: -20°C to +80°C.
Surface treatment by thermal oxidation
Pressure: 15 bars.
Industrial vacuum -100 Kpa.
Mini Profile

Ø Pipe	Ø impl.	Ref.
4	G1/8	853281
4	G1/4	853282
4	M5	853280
6	G1/8	853284
6	G1/4	853285
6	M5	853283
8	G1/4	853286
8	G3/8	853287
10	G1/4	853288
10	G3/8	853289
10	G1/2	853290



Compact profile

MINI SWIVEL MALE PARALLER RUN TEE FITTING

GISS

Temperature: -20°C to +80°C.
Surface treatment by thermal oxidation
Pressure: 15 bars.
Industrial vacuum -100 Kpa.
Mini Profile

Ø Pipe	Ø impl.	Ref.
3	M3	853337
3	M5	853338
3	M6	858888
4	M3	853339
4	M5	853340
4	M6	858889
6	1/8	858890
6	M5	853341
6	M6	858891



Mini Profile

GISS

MALE PARALLER BANJO FITTING



Pressure: 15 bars. Operating temperature: -20 to +80°C
Industrial vacuum -100 kpa

Ø Pipe	Ø impl.	Ref.
4	M5	853144
4	G1/8	853145
6	M5	858803
6	G1/2	858802
6	G1/4	853147
6	G1/8	853146
6	G3/8	858793
8	G1/2	858794
8	G1/4	853149
8	G1/8	853148
8	G3/8	853150
10	G1/2	858795
10	G1/4	853151
10	G1/8	858808
10	G3/8	853152
12	G1/2	858797
12	G1/4	858813
12	G1/8	858812
12	G3/8	858796

GISS

MALE TAPER BANJO FITTING



Pressure: 15 bars. Operating temperature: -20 to +80°C
Industrial vacuum -100 kpa
PTFE-coated conical thread
Conical couplers

Ø Pipe	Ø impl.	Ref.
4	R1/8	858798
6	R1/4	858800
6	R1/8	858799
6	R3/8	858801
8	R1/2	858807
8	R1/4	858805
8	R1/8	858804
8	R3/8	858806
10	R1/2	858811
10	R1/4	858809
10	R3/8	858810
12	R1/2	858815
12	R3/8	858814

FEMALE BANJO FITTING

GISS

Pressure: 15 bars. Operating temperature: -20 to +80°C
Industrial vacuum -100 kpa

Ø Pipe	Ø impl.	Ref.
4	R1/8	859924
4	R1/4	859925
4	M5	859926
6	R1/8	859927
6	R1/4	859928
6	R3/8	859929
6	R1/2	859930
8	R1/8	859931
8	R1/4	859932
8	R3/8	859933
8	R1/2	859934
10	R1/8	859935
10	R1/4	859936
10	R3/8	859937
10	R1/2	859938
12	R1/4	859939
12	R3/8	859940
12	R1/2	859941
4	G1/8	859943
4	G1/4	859944
6	G1/8	859945
6	G1/4	859946
6	G3/8	859947
6	G1/2	859948
8	G1/8	859949
8	G1/4	859950
8	G3/8	859951
8	G1/2	859952
10	G1/8	859953
10	G1/4	859954
10	G3/8	859955
10	G1/2	859956
12	G1/4	859957
12	G3/8	859958
12	G1/2	859959



R : Conical



G, M: Cylindrical and Metric

SINGLE MALE PARALLER BANJO FITTING 1 PORT

GISS

Pressure: 15 bars
Operating temperature: -20 to +80°C
Industrial vacuum -100 kpa
NBR Seal.

Ø Pipe	Ø impl.	Ref.
4	G1/8	859801
4	G1/4	859802
6	G1/8	859803
6	G1/4	859804
8	G1/8	859805
8	G1/4	859806
8	G3/8	859807
10	G1/4	859808
10	G3/8	859809
10	G1/2	859810
12	G1/4	859811
12	G3/8	859812
12	G1/2	859813



GISS

SINGLE MALE PARALLER BANJO FITTING 2 PORTS



Pressure: 15 bars
Operating temperature: -20 to +80°C
Industrial vacuum -100 kpa
NBR Seal

Ø Pipe	Ø impl.	Ref.
4	G1/8	859815
4	G1/4	859816
6	G1/8	859817
6	G1/4	859818
8	G1/8	859819
8	G1/4	859820
8	G3/8	859821
10	G1/4	859822
10	G3/8	859823
10	G1/2	859824
12	G1/4	859825
12	G3/8	859826
12	G1/2	859827

GISS

SINGLE MALE PARALLER BANJO FITTING 3 PORTS



Pressure: 15 bars
Operating temperature: -20 to +80°C
Industrial vacuum -100 kpa
NBR Seal

Ø Pipe	Ø impl.	Ref.
4	G1/8	859829
4	G1/4	859830
6	G1/8	859831
6	G1/4	859832
8	G1/8	859833
8	G1/4	859834
8	G3/8	859835
10	G1/4	859836
10	G3/8	859837
10	G1/2	859838
12	G1/4	859839
12	G3/8	859840
12	G1/2	859841

GISS

DOUBLE MALE PARALLER BANJO FITTING 1 PORT



Pressure: 15 bars
Operating temperature: -20 to +80°C
Industrial vacuum -100 kpa
NBR Seal

Ø Pipe	Ø impl.	Ref.
4	G1/8	859882
4	G1/4	859883
6	G1/8	859884
6	G1/4	859885
8	G1/8	859886
8	G1/4	859887
8	G3/8	859888
10	G1/4	859889
10	G3/8	859890
10	G1/2	859891
12	G1/4	859892
12	G3/8	859893
12	G1/2	859894

DOUBLE MALE PARALLER BANJO FITTING 2 PORTS

GISS

Pressure: 15 bars
Operating temperature: -20 to +80°C
Industrial vacuum -100 kpa
NBR Seal



Ø Pipe	Ø impl.	Ref.
4	G1/8	859896
4	G1/4	859897
6	G1/8	859898
6	G1/4	859899
8	G1/8	859900
8	G1/4	859901
8	G3/8	859902
10	G1/4	859903
10	G3/8	859904
10	G1/2	859905
12	G1/4	859906
12	G3/8	859907
12	G1/2	859908

DOUBLE MALE PARALLER BANJO FITTING 3 PORTS

GISS

Pressure: 15 bar
Operating temperature: -20 to +80°C



Ø Pipe	Ø impl.	Ref.
4	G1/8	859910
4	G1/4	859911
6	G1/8	859912
6	G1/4	859913
8	G1/8	859914
8	G1/4	859915
8	G3/8	859916
10	G1/4	859917
10	G3/8	859918
10	G1/2	859919
12	G1/4	859920
12	G3/8	859921
12	G1/2	859922

SINGLE MALE TAPER BANJO FITTING 1 PORT

GISS

Pressure: 15 bar
Operating temperature: -20 to +80°C



Ø Pipe	Ø impl.	Ref.
4	R1/8	859762
4	R1/4	859763
6	R1/8	859764
6	R1/4	859765
8	R1/8	859766
8	R1/4	859767
8	R3/8	859768
10	R1/4	859769
10	R3/8	859770
10	R1/2	859771
12	R1/4	859772
12	R3/8	859773

GISS



SINGLE MALE TAPER BANJO FITTING 2 PORTS

Pressure: 15 bar. Operating temperature: -20 to +80°C
The seal is guaranteed for up to 3 assemblies/disassemblies

Ø Pipe	Ø impl.	Ref.
4	R1/8	859775
4	R1/4	859776
6	R1/8	859777
6	R1/4	859778
8	R1/8	859779
8	R1/4	859780
8	R3/8	859781
10	R1/4	859782
10	R3/8	859783
10	R1/2	859784
12	R1/4	859785
12	R3/8	859786

GISS



SINGLE MALE TAPER BANJO FITTING 3 PORTS

Single 3 port banjo coupler with conical connector
Conical thread provided with PTFE-coating
Operational temperature in °: -20 to +80°C

Ø Pipe	Ø impl.	Ref.
4	R1/8	859788
4	R1/4	859789
6	R1/8	859790
6	R1/4	859791
8	R1/8	859792
8	R1/4	859793
8	R3/8	859794
10	R1/4	859795
10	R3/8	859796
10	R1/2	859797
12	R1/4	859798
12	R3/8	859799

GISS



DOUBLE MALE TAPER BANJO FITTING 1 PORT

Double conical banjo coupler with 1 port
POM push-in assembly

Ø Pipe	Ø impl.	Ref.
4	R1/8	859843
4	R1/4	859844
6	R1/8	859845
6	R1/4	859846
8	R1/8	859847
8	R1/4	859848
8	R3/8	859849
10	R1/4	859850
10	R3/8	859851
10	R1/2	859852
12	R1/4	859853
12	R3/8	859854

DOUBLE MALE TAPER BANJO FITTING 2 PORTS

GISS

Double banjo coupler with 2 ports
conical thread connectors
Operational temperature in °: -20 to +80°C



Ø Pipe	Ø impl.	Ref.
4	R1/8	859856
4	R1/4	859857
6	R1/8	859858
6	R1/4	859859
8	R1/8	859860
8	R1/4	859861
8	R3/8	859862
10	R1/4	859863
10	R3/8	859864
10	R1/2	859865
12	R1/4	859866
12	R3/8	859867

DOUBLE MALE TAPER BANJO FITTING 3 PORTS

GISS

Double banjo coupler with 3 ports
PTFE-coated conical thread



Ø Pipe	Ø impl.	Ref.
4	R1/8	859869
4	R1/4	859870
6	R1/8	859871
6	R1/4	859872
8	R1/8	859873
8	R1/4	859874
8	R3/8	859875
10	R1/4	859876
10	R3/8	859877
10	R1/2	859878
12	R1/4	859879
12	R3/8	859880

› SEE PAGE 402



Bi-polymer calibrated tubing Ref. 846242

What you need to know

THE INSTANTANEOUS BRASS NICKEL PLATED COUPLINGS

Our nickel plated instantaneous brass connectors have the following characteristics:
- Pressure 15 bars
- Minimum Pressure (-0.99 Bar)
- Temperature Use: -20° C to +80° C
- Gas thread the following the ISO 228 class A Standards (Cylindrical). ISO 7.1 (conical)
- For fluids: compressed air. vacuum. water (non-food use).
- Nickel plated brass
- Stainless steel Clamp: AISI 304
- Seal : NBR 70

GISS



BULKHEAD STRAIGHT FITTING

wall thickness	Ø body	Ø Pipe	Ref.
7	M12	4	840678
9.5	M14	6	840679
10.5	M16	8	840680
12.5	M20	10	840681
16.5	M22	12	840682

GISS



G, M

MALE PARALLEL STRAIGHT FITTING

Ø Pipe	Ø impl.	Ref.
4	G1/8	840652
4	G1/4	840653
4	M5	840651
6	G1/8	840655
6	G1/4	840656
6	G3/8	840657
6	M5	840654
8	G1/8	840658
8	G1/4	840659
8	G3/8	840660
10	G1/4	840661
10	G3/8	840662
10	G1/2	840663
12	G1/4	840664
12	G3/8	840665
12	G1/2	840666

G : Cylindrical - **M :** Metrical

HEXAGON HOLED MALE STRAING FITTING

GISS

Ø Pipe	Ø impl.	Ref.
4	M5	840512
4	R1/8	840513
6	M5	840514
6	R1/8	840515
6	R1/4	840516
8	R1/8	840517
8	R1/4	840518

R : Conical


R

SWIVEL MALE PARALLEL ELBOW FITTING

GISS

Ø Pipe	Ø impl.	Ref.
4	1/8	840703
4	1/4	840704
4	M5	840702
6	1/8	840706
6	1/4	840707
6	M5	840705
8	1/8	840708
8	1/4	840709
8	3/8	840710
10	1/4	840711
10	3/8	840712
10	1/2	840713
12	3/8	840714
12	1/2	840715



FEMALE STRAIGHT FITTING

GISS

Ø Pipe	Ø impl.	Ref.
4	1/8	840668
4	1/4	840669
6	1/8	840670
6	1/4	840671
8	1/8	840672
8	1/4	840673
8	3/8	840674
10	1/4	840675
10	3/8	840676



UNION STRAIGHT FITTING

GISS

Ø1	Ø2	Ref.
4	4	840806
6	4	840807
6	6	840808
8	6	840809
8	8	840810
10	8	840811
10	10	840812
12	12	840813



GISS



REDUCTION FITTING

Ø1	Ø2	Ref.
4	6	840645
4	8	840646
6	8	840647
8	8	840648
8	12	840649

GISS



SWIVEL MALE PARALLER LONG ELBOW FITTING

Ø Pipe	Ø impl.	Ref.
4	1/8	840799
6	1/8	840800
6	1/4	840801
8	1/8	840802
8	1/4	840803
8	3/8	840804

GISS



UNION TEE FITTING

Ø	Ref.
4	840591
6	840592
8	840593
10	840594
12	840595

GISS





BANJO FITTING

Profile	Ø Pipe	Ø impl.	Ref.
A	4	G1/8	840621
A	4	GM5	840620
A	6	G1/8	840623
A	6	G1/4	840624
A	6	GM5	840622
A	8	G1/8	840625
A	8	G1/4	840626
A	8	G3/8	840627
A	10	G1/4	840628
A	10	G3/8	840629
B	8	G1/4	840643
B	4	G1/8	840639
B	6	G1/8	840640
B	6	G1/4	840641
B	8	G1/8	840642

A: single body - **B:** double body

BANJO BODY

GISS

Profile	Ø Pipe	Ø impl.	Ref.
A	4	1/8	840603
A	4	M5	840602
A	6	1/8	840605
A	6	M5	840604
A	6	1/4	840606
A	8	1/4	840607
A	8	3/8	840608
A	10	1/4	840609
A	10	3/8	840610
B	4	M5	840612
B	4	1/8	840613
B	6	1/8	840614
B	6	1/4	840615
B	8	1/8	840616
B	8	1/4	840617



A



B

MALE TAPER ELBOW FITTING

GISS

Ø Pipe	Ø impl.	Ref.
4	R1/8	840685
4	M5	840684
6	R1/8	840686
6	R1/4	840687
8	R1/8	840688
8	R1/4	840689
10	R1/4	840690
10	R3/8	840691
12	R1/4	840692
12	R3/8	840693



SWIVEL MALE PARALLEL TEE FITTING

GISS

Ø Pipe	Ø impl.	Ref.
4	G1/8	840568
4	G1/4	840569
4	M5	840567
6	G1/8	840571
6	G1/4	840572
6	M5	840570
8	G1/4	840573
8	G3/8	840574
10	G1/4	840575
10	G3/8	840576
10	G1/2	840577



A : non orientable - **B :** orientable

GISS

SWIVEL MALE PARALLEL RUN TEE FITTING



B

Ø Pipe	Ø impl.	Ref.
4	G1/8	840580
4	G1/4	840581
4	M5	840579
6	G1/8	840583
6	G1/4	840584
6	M5	840582
8	G1/4	840585
8	G3/8	840586
10	G1/4	840587
10	G3/8	840588
10	G1/2	840589

A : non-orientable - **B :** orientable

GISS

MALE TAPER TEE FITTING



Ø Pipe	Ø impl.	Ref.
4	R1/8	840559
6	R1/8	840560
8	R1/8	840561
8	R1/4	840562
10	R1/4	840563
10	R3/8	840564
12	R1/4	840565

GISS

SWIVEL FEMALE ELBOW FITTING



Ø Pipe	Ø impl.	Ref.
4	1/8	840695
4	1/4	840696
6	1/8	840697
6	1/4	840698
8	1/8	840699
8	1/4	840700

GISS

UNION ELBOW FITTING



Ø	Ref.
4	840548
6	840549
8	840550
10	840551
12	840552

GISS

UNION Y FITTING



Ø	Ref.
4	840597
6	840598
8	840599
10	840600

This is what makes it different **from others**

I COMPLY WITH THE 2 FOOD STANDARDS NSF 51 AND 61



For pipes PA12. PA11. PU shore 98. PTFE.
Food standards : NSF 51/ ANSI 51 standards
Threads: compliant to standard: ISO 228 class A
Nickel-plated brass for food use. Seal : Food FKM. PTFE ring.

SWIVEL MALE PARALLER TEE FITTING

GISS

Ø Pipe	Ø impl.	Ref.
4	1/8	840767
6	1/8	840768
6	1/4	840769
8	1/8	840770
8	1/4	840771



EQUAL UNION TEE FITTING

GISS

Ø	Ref.
4	840761
6	840762
8	840763
10	840764
12	840765



EQUAL UNION STRAIGHT FITTING

GISS

Ø Pipe	Ref.
4	840783
6	840784
8	840785
10	840786
12	840787



GISS

SWIVEL MALE PARALLER ELBOW FITTING



Ø Pipe	Ø impl.	Ref.
4	1/8	840774
4	M5	840773
6	1/8	840775
6	1/4	840776
8	1/8	840777
8	1/4	840778
10	1/4	840779
10	3/8	840780
12	3/8	840781

GISS

MALE PARALLER STRAIGHT FITTING



Ø Pipe	Ø impl.	Ref.
4	1/8	840790
4	M5	840789
6	1/8	840791
6	1/4	840792
8	1/8	840793
8	1/4	840794
10	1/4	840795
10	3/8	840796
12	3/8	840797

› SEE PAGE 475



Lu-3 - Penetrating oil lubricant Ref. 840632

› SEE PAGE 1015



Green FLASH TX2 Ref. 863558

› SEE PAGE 1073



G-Nitrile disposable gloves Ref. 844950

What you need to know

STAINLESS STEEL INSTANTANEOUS CONNECTORS



① Body: Aisi 316L
② Tappet: Aisi 316L
③ Retaining ring: Aisi 316L
④ Fastening washer: Aisi 316L
⑤ Security ring: PTFE
⑥ O-ring seal: FKM
⑦ Thread seal: FKM

STRAIGHT MALE PARALLEL FITTING

GISS

Ø Pipe	Ø impl.	Ref.
4	G1/8	842868
4	G1/4	842869
6	G1/8	842870
6	G1/4	842871
8	G1/8	842872
8	G1/4	842873
10	G1/4	842874
10	G3/8	842875



MALE TAPER STRAIGHT FITTING

GISS

Ø Pipe	Ø impl.	Ref.
6	R1/8	842861
6	R1/4	842862
8	R1/8	842863
8	R1/4	842864
10	R1/4	842865
10	R3/8	842866



BULKHEAD STRAIGHT FITTING

GISS

Ø Pipe	Ø impl.	Ref.
6	M14x1	842884
8	M16x1	842885
10	M20x1	842886



GISS



SWIVEL MALE PARALLEL ELBOW FITTING WITH FKM SEAL

Ø Pipe	Ø impl.	Ref.
4	G1/8	842897
4	G1/4	842898
6	G1/8	842899
6	G1/4	842900
8	G1/8	842901
8	G1/4	842902
10	G1/4	842903
10	G3/8	842904
10	G1/2	842905

GISS



SWIVEL MALE TAPER ELBOW FITTING

Ø Pipe	Ø impl.	Ref.
6	R1/8	842889
6	R1/4	842890
8	R1/8	842891
8	R1/4	842892
10	R1/4	842893
10	R3/8	842894
10	R1/2	842895

GISS



UNION STRAIGHT FITTING

Ø Pipe	Ref.
6	842878
8	842879
10	842880

GISS



SWIVEL MALE TAPER TEE FITTING

Ø Pipe	Ø impl.	Ref.
6	R1/8	842912
6	R1/4	842913
8	R1/8	842914
8	R1/4	842915
10	R1/4	842916
10	R3/8	842917
10	R1/2	842918

UNION ELBOW FITTING

GISS

Ø	Ref.
4	842907
6	842908
8	842909
10	842910



FEMALE-FEMALE CHECK VALVE

GISS

Ø	Ref.
1/8	859688
1/4	859689
3/8	859690
1/2	859691



SWIVEL MALE PARALLEL TEE FITTING

GISS

Ø Pipe	Ø impl.	Ref.
6	G1/8	842922
6	G1/4	842923
8	G1/8	842924
8	G1/4	842925
10	G1/4	842926
10	G3/8	842927
10	G1/2	842928



QUICK EXHAUST VALVE

GISS

Minimum pressure: 2 bars. Maximum pressure: 10 bars
Temperature:
-1/8 and 1/4 (FKM membrane): from -10° C to +120° C
-3/8 and 1/2 (PU membrane): from -20° C to +80° C

Ø	Ref.
1/8	859683
1/4	859684
3/8	859685
1/2	859686



GISS



MALE PARALLEL PLUG WITH FKM SEAL

Ø	Ref.
1/8	843005
1/4	843006
3/8	843007
1/2	843008

GISS



UNION TEE FITTING

Ø	Ref.
6	842856
8	842857
10	842858

› SEE PAGE 415



Stainless steel valve with lock mechanism Ref. 853551

› SEE PAGE 423



Pressure gauge stainless Ref. 867654

› SEE PAGE 404



Gauged FEP tubing 25m Ref. 860545

› SEE PAGE 1020



Non-woven G-WIPE BLUE wipe Ref. 862419

What you need to know

NICKEL PLATED PUSH-ON FITTINGS

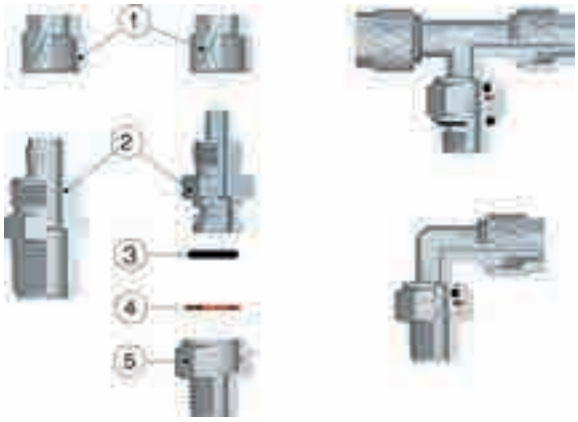

① Nut: nickel-plated brass
② Body : nickel-plated brass
③ O-ring seal: NBR 70
④ Safety bushing: bronze
⑤ Body : nickel-plated brass

Maximum pressure	15 bars
Industrial vacuum	-0.99 bars
Temperature	-20°C to +80°C
Accepted pipes	PA, PU, Bi-polymer, braided PVC, PE



1
Insert the tube into the cannula.



2
Insert the tube through the nut.



3
Assemble and seal the nut by hand or with a wrench.

GISS

UNION STRAIGHT FITTING



Ø Pipe 1	Ø Pipe 2	Ref.
4/2,7	4/2,7	858573
5/3	5/3	858574
6/4	6/4	869369
6/4	5/3	858575
8/6	8/6	869370
8/6	6/4	858576
10/8	10/8	869371
10/8	6/4	858577
10/8	8/6	858578
12/10	12/10	869372
15/12,5	15/12,5	858579

GISS

BULKHEAD STRAIGHT FITTING



Ø Corps	Ø Pipe 1	Ø Pipe 2	Ref.
M6x0,5	4/2,7	4/2,7	859198
M7x0,75	5/3	5/3	859199
M10x1	6/4	6/4	859200
M10x1	6/4	5/3	859201
M12x1	8/6	8/6	859202
M12x1	8/6	6/4	859203
M14x1	10/8	10/8	859204
M14x1	10/8	6	859205
M14x1	10/8	8/6	859206
M16x1	12/10	12/10	859207
M20x1	15/12,5	15/12,5	859208

Note: Ø T indicates the external and internal diameter of the pipe. Example: 8/6 indicates a pipe of external diameter 8 and internal diameter 6.

GISS

MALE METRIC STRAIGHT FITTING



Ø Pipe	Ø impl.	Ref.
4/2,7	M5	859124
4/2,7	M6	859125
5/3	M5	859126
5/3	M6	859127
6/4	M12x1	859128
6/4	M12x1,25	859129
6/4	M12x1,5	859130
6/4	M5	859131
6/4	M6	859132

GISS

SWIVEL MALE TAPER STRAIGHT FITTING



Ø Pipe	Ø impl.	Ref.
6/4	R1/8	859088
6/4	R1/4	859089
8/6	R1/8	859090
8/6	R1/4	859091
10/6,5	R1/4	859092
10/8	R1/4	859093
12/8	R3/8	859094
12/10	R3/8	859095

MALE TAPER STRAIGHT FITTING

GISS

Ø Pipe	Ø impl.	Ref.
4/2,7	R1/8	858565
5/3	R1/8	858566
6/4	R1/8	869364
6/4	R1/4	869363
6/4	R3/8	858567
8/6	R1/8	869366
8/6	R1/4	869365
8/6	R3/8	869367
8/6	R1/2	858568
10/8	R1/8	858569
10/8	R1/4	869360
10/8	R3/8	869361
10/8	R1/2	858570
12/10	R3/8	869362
12/10	R1/2	858571
15/12,5	R1/2	858572



SWIVEL MALE PARALLER STRAIGHT FITTING

GISS

Ø Pipe	Ø impl.	Ref.
6/4	G1/8	859097
6/4	G1/4	859098
8/6	G1/8	859099
8/6	G1/4	859100
10/6,5	G1/4	859101
10/8	G1/4	859102
12/8	G3/8	859103
12/10	G3/8	859104



MALE PARALLEL STRAIGHT FITTING

GISS

Ø Pipe	Ø impl.	Ref.
4/2,7	G1/8	859106
5/3	G1/8	859107
6/4	G1/8	859108
6/4	G1/4	859109
6/4	G3/8	859110
6/4	G1/2	859111
8/6	G1/8	859112
8/6	G1/4	859113
8/6	G3/8	859114
8/6	G1/2	859115
10/8	G1/8	859116
10/8	G1/4	859117
10/8	G3/8	859118
10/8	G1/2	859119
12/10	G3/8	859120
12/10	G1/2	859121
15/12,5	G1/2	859122



GISS



FEMALE STRAIGHT FITTING

Ø Pipe	Ø impl.	Ref.
6/4	1/8	859174
6/4	1/4	859175
6/4	3/8	859176
8/6	1/8	859177
8/6	1/4	859178
8/6	3/8	859179
8/6	1/2	859180
10/8	1/4	859181
10/8	3/8	859182
10/8	1/2	859183
12/10	3/8	859184

GISS



COIL TUBE MALE PARALLEL FITTING

Ø Pipe	Ø impl.	Ref.
6/4	G1/8	858677
6/4	G1/4	869659
8/6	G1/8	858678
8/6	G1/4	869658
10/6,5	G1/4	858679
10/8	G1/4	858680
12/8	G3/8	858681
12/10	G3/8	858682

GISS



COIL TUBE SWIVEL MALE TAPER FITTING

Ø Pipe	Ø impl.	Ref.
6/4	R1/8	859147
6/4	R1/4	859148
8/6	R1/8	859149
8/6	R1/4	859150
10/6,5	R1/4	859151
10/8	R1/4	859152
12/8	R3/8	859153
12/10	R3/8	859154

Note: Ø T indicates the external and internal diameter of the pipe. Example: 8/6 indicates a pipe of external diameter 8 and internal diameter 6.

GISS



COIL TUBE FEMALE FITTING

Ø Pipe	Ref.
6/4	859316
8/6	859317
10/8	859318
12/10	859319

COIL TUBE SWIVEL MALE PARALLEL FITTING

GISS

Ø Pipe	Ø impl.	Ref.
6/4	G1/8	859156
6/4	G1/4	859157
6/4	G3/8	859158
6/4	G1/2	859159
6/4	M12x1	859160
6/4	M12x1,25	859161
6/4	M12x1x1,5	859162
8/6	G1/8	859163
8/6	G1/4	859164
8/6	G3/8	859165
8/6	G1/2	859166
10/8	G1/8	859167
10/8	G1/4	859168
10/8	G3/8	859169
10/8	G1/2	859170
12/10	G3/8	859171
12/10	G1/2	859172



COIL TUBE MALE TAPER FITTING

GISS

Ø Pipe	Ø impl.	Ref.
6/4	R1/8	859134
6/4	R1/4	859135
8/6	R1/8	859136
8/6	R1/4	859137
8/6	R3/8	859138
8/6	R1/2	859139
10/8	R1/8	859140
10/8	R1/4	859141
10/8	R3/8	859142
10/8	R1/2	859143
12/10	R3/8	859144
12/10	R1/2	859145



COIL TUBE SWIVEL FEMALE FITTING

GISS

Ø Pipe	Ø impl.	Ref.
6/4	1/8	859186
6/4	1/4	859187
6/4	3/8	859188
8/6	1/8	859189
8/6	1/4	859190
8/6	3/8	859191
8/6	1/2	859192
10/8	1/4	859193
10/8	3/8	859194
10/8	1/2	859195
12/10	3/8	859196



GISS

UNION ELBOW FITTING



Ø Pipe 1	Ø Pipe 2	Ref.
4/2,7	4/2,7	858591
5/3	5/3	858592
6/4	6/4	869383
8/6	8/6	869384
8/6	6/4	858593
10/8	10/8	869385
12/10	12/10	858594
15/12,5	15/12,5	858595

GISS

SWIVEL MALE PARALLEL ELBOW FITTING



Ø Pipe	Ø impl.	Ref.
4/2,7	G1/8	859221
6/4	G1/8	859222
6/4	G1/4	859223
8/6	G1/8	859224
8/6	G1/4	859225
10/8	G1/4	859226

GISS

MALE METRIC ELBOW FITTING



Ø Pipe	Ø impl.	Ref.
6/4	M12x1	859210
6/4	M12x1,25	859211
6/4	M12x1,5	859212

GISS

MALE TAPER ELBOW FITTING



Ø Pipe	Ø impl.	Ref.
4/2,7	R1/8	858583
5/3	R1/8	858584
6/4	R1/8	869375
6/4	R1/4	869374
6/4	R3/8	858585
8/6	R1/8	869377
8/6	R1/4	869376
8/6	R3/8	869378
8/6	R1/2	858586
10/8	R1/8	858587
10/8	R1/4	869379
10/8	R3/8	869380
10/8	R1/2	858588
12/10	R3/8	869381
12/10	R1/2	858589
15/12,5	R1/2	858590

GISS

SWIVEL MALE TAPER ELBOW FITTING



Ø Pipe	Ø impl.	Ref.
4/2,7	R1/8	859214
6/4	R1/8	859215
6/4	R1/4	859216
8/6	R1/8	859217
8/6	R1/4	859218
10/8	R1/4	859219

FEMALE ELBOW FITTING

GISS

Ø Pipe	Ø impl.	Ref.
5/3	1/8	859228
6/4	1/8	859229
6/4	1/4	859230
8/6	1/8	859231
8/6	1/4	859232
10/8	1/4	859233
10/8	3/8	859234



UNION TEE FITTING

GISS

Ø Pipe 1	Ø Pipe 2	Ref.
4/2,7	4/2,7	858602
5/3	5/3	858603
6/4	6/4	869387
8/6	8/6	869388
8/6	6/4	858604
10/8	10/8	869389
10/8	6/4	858605
10/8	8/6	858606
12/10	12/10	869390
15/12,5	15/12,5	858607



MALE TAPER TEE FITTING

GISS

Ø Pipe	Ø impl.	Ref.
4/2,7	R1/8	858596
5/3	R1/8	858597
6/4	R1/8	734341
6/4	R1/4	734342
8/6	R1/8	858598
8/6	R1/4	734343
10/8	R1/8	858599
10/8	R1/4	734344
10/8	R3/8	734345
12/10	R3/8	858600
15/12,5	R1/2	858601



SWIVEL MALE TAPER TEE FITTING

GISS

Ø Pipe	Ø impl.	Ref.
6/4	R1/8	859236
6/4	R1/4	859237
8/6	R1/8	859238
8/6	R1/4	859239
10/8	R1/4	859240



GISS



SWIVEL MALE PARALLEL TEE FIITING

Ø Pipe	Ø impl.	Ref.
6/4	G1/8	859242
6/4	G1/4	859243
8/6	G1/8	859244
8/6	G1/4	859245
10/8	G1/8	859246
10/8	G1/4	859247

GISS



DOUBLE BODY BANJO FITTING

Ø Pipe	Ø impl.	Ref.
4/2,7	1/8	859282
4/2,7	M5	859283
5/3	1/8	859284
5/3	M5	859285
6/4	1/8	859286
6/4	1/4	859287
6/4	3/8	859288
6/4	M5	859289
8/6	1/8	859290
8/6	1/4	859291
8/6	3/8	859292
8/6	1/2	859293
10/8	1/8	859294
10/8	1/4	859295
10/8	3/8	859296
10/8	1/2	859297
12/10	3/8	859298
12/10	1/2	859299
15/12,5	1/2	859300

GISS



MALE TAPER RUN TEE FITTING

Ø Pipe	Ø impl.	Ref.
5/3	1/8	859249
6/4	1/8	859250
6/4	1/4	859251
8/6	1/8	859252
8/6	1/4	859253
10/8	1/8	859254
10/8	1/4	859255
10/8	3/8	859256
12/10	3/8	859257
15/12,5	1/2	859258

GISS



UNION CROSS FITTING

Ø Pipe	Ref.
5/3	858580
6/4	734324
8/6	734325
10/8	734326
12/10	858581
15/12,5	858582

SINGLE BODY BANJO FITTING

GISS

The screws required for installation are indicated below (NP profile) or on the next page (MINI)

Profile	Ø Pipe	Øimpl.	Ref.
MINI	4/2,7	M5	859079
MINI	4/2,7	M6	859080
NP	5/3	M5	859081
NP	6/4	M5	859082
NP	6/4	M6	859083
NP	4/2,7	1/8	859260
NP	4/2,7	M5	859261
NP	4/2,7	M6	859262
NP	5/3	1/8	859263
NP	5/3	M5	859264
NP	6/4	1/8	859265
NP	6/4	1/4	859266
NP	6/4	3/8	859267
NP	6/4	M5	859268
NP	6/4	M6	859269
NP	8/6	1/8	859270
NP	8/6	1/4	859271
NP	8/6	3/8	859272
NP	8/6	1/2	859273
NP	10/8	1/8	859274
NP	10/8	1/4	859275
NP	10/8	3/8	859276
NP	10/8	1/2	859277
NP	12/10	3/8	859278
NP	12/10	1/2	859279
NP	15/12,5	1/2	859280

NP : Normal profile - **MINI :** MINI Profile



MINI



NP

BI-MATERIAL WASHER

GISS

A : Steel and NBR - Temperature -30°C to +100°C
B : Steel and NBR - Temperature -40°C to +100°C

Type	Ø	Ref.
A	1/8	859302
A	1/4	859303
A	3/8	859304
A	1/2	859305
A	3/4	859306
A	1''	859307
B	1/8	859309
B	1/4	859310
B	3/8	859311
B	1/2	859312
B	3/4	859313
B	1''	859314

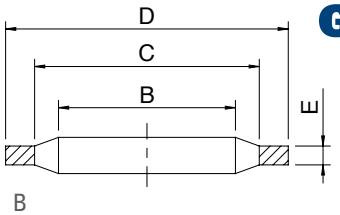

B

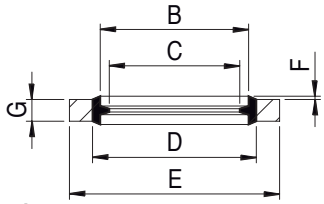

A

SCREWS FOR DOUBLE, TRIPLE AND FEMALE BANJO FITTING

GISS

Supplied with PA66 seals

Type	Ø	Ref.
A	1/8	859668
A	1/4	859669
A	3/8	859670
A	1/2	859671
A	M12	859672
B	1/8	859674
B	1/4	859675
B	3/8	859676
B	1/2	859677
C	1/8	859679
C	1/4	859680
C	3/8	859681

A : Double - **B :** Triple - **C :** Female



A



B



C

GISS



SCREW FOR BANJO COUPLER WITH 1 PORT

Profile	Ø	Ref.
A	1/8	859660
A	1/4	859661
A	3/8	859662
A	1/2	859663
A	M12	859664
A	M5	859076
A	M6	859077
B	M5	859665
B	M6	859666

GISS



CAPTIVE POLYAMIDE SEAL

For banjo screw

Øimpl.	Ref.
1/8	859708
1/4	859709
3/8	859710
1/2	859711
3/4	859712
1''	859713
M3	859714
M5	859715
M6	859716

GISS



ALUMINIUM SEAL

High temperature resistance

Øimpl.	Ref.
1/8	859701
1/4	859702
3/8	859703
1/2	859704
M12	859705
M5	859706

GISS



POLYAMIDE PLUG

Ø Pipe	Ref.
4	859006
5	859007
6	859008
8	859009
10	859010
12	859011

GISS



NUT

Suitable for all types of capped couplers

Ø Pipe	Ø impl.	Ref.
4/2,7	M6	858903
5/3	M7	858904
6/4	M10	858905
6/4	M8	858906
8/6	M12	858907
10/8	M14	858908
12/10	M16	858909
15/12,5	M20	858910

What you need to know

DUAL CONE BUSHING CONNECTOR

USE

Water, oil, compressed air, common hydraulic and pneumatic fluids

CHARACTERISTICS

- Nickel plated brass
- Weak tightening torque

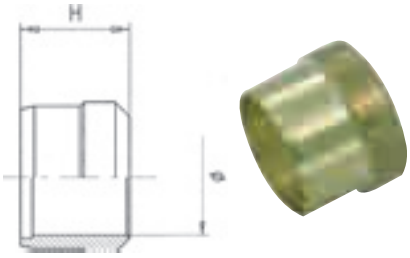

BRASS COMPRESSION FITTINGS

USE

Water, oil, compressed air, common hydraulic and pneumatic fluids

CHARACTERISTICS

- Brass
- Most important tightening torque

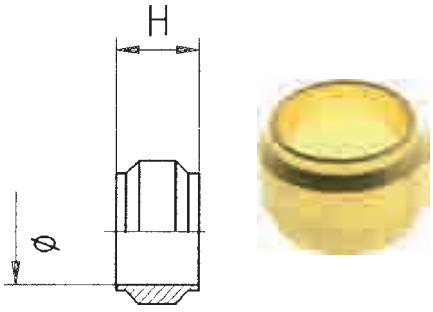

1 Cut the pipe at 90 ° and deburr it.



2 Screw the nut on manually until there is a certain resistance.



3 Screw the nut by turning it with a 1/4 turn wrench. If necessary make a guide mark.



4 A way of checking is to unscrew the body nut and check that the ring is properly fastened on the pipe.



5 Oil the thread of the nut and of the coupling body. Insert the nut and the bushing (sharp side against the coupling body) onto the pipe.

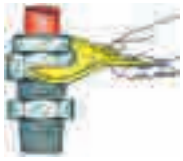

6 Before tightening the nut with the wrench, check that the pipe is tightened all the way in the coupling body.



7 Tighten the nut again by turning it with a 1/4 turn wrench. Additional information for correct assembly: when using a bent pipe, a straight pipe length equal to 2 times the length of the nut must be retained before it is connected.

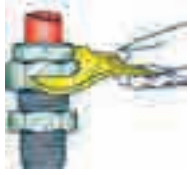

GISS

UNION STRAIGHT FITTING



Ø Pipe	Ref.
4	869403
5	869404
8	869405
10	869406
12	869407
14	858611
15	858612
16	858613
18	858614

GISS

MALE TAPER STRAIGHT FITTING



Ø Pipe	Ø impl.	Ref.
4	1/8	869392
6	1/8	869393
6	1/4	869394
8	1/8	869395
8	1/4	869396
8	3/8	869397
10	1/4	869398
10	3/8	869399
12	3/8	869400
12	1/2	869401
14	1/2	858608
15	1/2	858609
18	1/2	858610

GISS

FEMALE STRAIGHT FITTING



Ø Pipe	Ø impl.	Ref.
4	1/8	859407
6	1/8	859408
6	1/4	859409
8	1/8	859410
8	1/4	859411
8	3/8	859412
10	1/4	859413
10	3/8	859414
12	3/8	859415
12	1/2	859416
14	1/2	859417
15	1/2	859418
16	1/2	859419
18	1/2	859420

UNION ELBOW FITTING

GISS

Ø Pipe	Ref.
4	869420
6	869421
8	869422
10	869423
12	869424
14	858619
15	858620
16	858621
18	858622



MALE TAPER ELBOW FITTING

GISS

Ø Pipe	Ø impl.	Ref.
4	1/8	869409
6	1/8	869410
6	1/4	869411
8	1/8	869412
8	1/4	869413
8	3/8	869414
10	1/4	869415
10	3/8	869416
12	3/8	869417
12	1/2	869418
14	1/2	858615
15	1/2	858616
16	1/2	858617
18	1/2	858618



MALE TAPER TEE FITTING

GISS

Ø Pipe	Ø impl.	Ref.
4	1/8	859392
6	1/8	859393
6	1/4	859394
8	1/8	859395
8	1/4	859396
8	3/8	859397
10	1/4	859398
10	3/8	859399
12	3/8	859400
12	1/2	859401
14	1/2	859402
15	1/2	859403
16	1/2	859404
18	1/2	859405



GISS



UNION TEE FITTING

Ø Pipe	Ref.
4	869661
6	869662
8	869663
10	869664
12	869665
14	858683
15	858684
16	858685
18	858686

GISS



BANJO FITTING

Ø Pipe	Ø impl.	Ref.
4	1/8	859422
6	1/8	859423
6	1/4	859424
8	1/8	859425
8	1/4	859426
8	3/8	859427
10	1/4	859428
10	3/8	859429
12	3/8	859430

GISS



CUTTING RING

Made of brass. Used to connect polyurethane, polyamide, copper, aluminium and steel pipes with the coupler
Suitable for compressed air, water, inert fluids and oil.

Ø Pipe	Ref.
4	869673
6	869674
8	869675
10	869676
12	869677
14	859018
15	859019
16	859020
18	859021

GISS



NUT

EN 1254-2:2000 standard compliant

Ø Pipe	Ref.
4	869667
6	869668
8	869669
10	869670
12	869671
14	858687
15	858688
16	858689
18	858690

MALE TAPER STRAIGHT FITTING

GISS

Ø Pipe	Ø impl.	Ref.
4	R1/8	859565
4	R1/4	859566
6	R1/8	859567
6	R1/4	859568
6	R3/8	859569
8	R1/8	859570
8	R1/4	859571
8	R3/8	859572
10	R1/4	859573
10	R3/8	859574
10	R1/2	859575
12	R1/4	859576
12	R3/8	859577
12	R1/2	859578
14	R3/8	859579
14	R1/2	859580
15	R1/2	859581
16	R1/2	859582
16	R3/4	859583
18	R1/2	859584
18	R3/4	859585
22	R1/2	859586
22	R3/4	859587



MALE PARALLEL STRAGHT FITTING

GISS

Ø Pipe	Ø impl.	Ref.
4	G1/8	859589
6	G1/8	859590
6	G1/4	859591
8	G1/8	859592
8	G1/4	859593
8	G3/8	859594
10	G1/4	859595
10	G3/8	859596
14	G3/8	859597
14	G1/2	859598
22	G3/4	859599
22	G1''	859600



FEMALE STRAIGHT FITTING

GISS

Ø Pipe	Ø impl.	Ref.
4	1/8	859602
4	1/4	859603
6	1/8	859604
6	1/4	859605
8	1/8	859606
8	1/4	859607
8	3/8	859608
10	1/4	859609
10	3/8	859610
10	1/2	859611
12	1/4	859612
12	3/8	859613
12	1/2	859614
14	3/8	859615
14	1/2	859616
15	1/2	859617
16	1/2	859618
16	3/4	859619
18	1/2	859620
18	3/4	859621
22	3/4	859622



GISS



UNION MALE STRAIGHT FITTING

Ø Pipe	Ref.
4	859547
6	859548
8	859549
10	859550
12	859551
14	859552
15	859553
16	859554
18	859555
22	859556

GISS



UNION MALE ELBOW FITTING

Ø Pipe	Ø impl.	Ref.
4	R1/8	859509
6	R1/8	859510
6	R1/4	859511
8	R1/8	859512
8	R1/4	859513
8	R3/8	859514
10	R1/4	859515
10	R3/8	859516
10	R1/2	859517
12	R1/4	859518
12	R3/8	859519
12	R1/2	859520
14	R3/8	859521
14	R1/2	859522
15	R1/2	859523
16	R1/2	859524
18	R1/2	859525
18	R3/4	859526
22	R3/4	859527

GISS



FEMALE ELBOW FITTING

Ø Pipe	Ø impl.	Ref.
4	1/8	859529
6	1/8	859530
6	1/4	859531
8	1/8	859532
8	1/4	859533
8	3/8	859534
10	1/4	859535
10	3/8	859536
10	1/2	859537
12	1/4	859538
12	3/8	859539
12	1/2	859540
14	1/2	859541
15	1/2	859542
16	1/2	859543
18	1/2	859544
18	3/4	859545

UNION TEE FITTING

GISS

Ø Pipe	Ref.
4	859438
6	859439
8	859440
10	859441
12	859442
14	859443
16	859444
18	859445
20	859446
22	859447



MALE TAPER TEE FITTING

GISS

Ø Pipe	Ø impl.	Ref.
4	R1/8	859449
6	R1/8	859450
6	R1/4	859451
8	R1/8	859452
8	R1/4	859453
8	R3/8	859454
10	R1/4	859455
10	R3/8	859456
10	R1/2	859457
12	R1/4	859458
12	R3/8	859459
12	R1/2	859460
14	R3/8	859461
14	R1/2	859462
15	R1/2	859463
16	R1/2	859464
18	R1/2	859465
18	R3/4	859466
22	R3/4	859467



UNION ELBOW FITTING

GISS

Ø Pipe	Ref.
4	859498
6	859499
8	859500
10	859501
12	859502
14	859503
15	859504
16	859505
18	859506
22	859507



SCREW-IN SOCKET MALE PARALLEL FITTING

GISS

Ø Pipe	Ø impl.	Ref.
6	1/8	859631
6	1/4	859632
8	1/8	859633
8	1/4	859634
8	3/8	859635
10	1/4	859636
10	3/8	859637
14	3/8	859638
14	1/2	859639



GISS

HOSETAIL – TUBE FITTING

Ø Pipe 1



Ø Pipe 2

Ø Pipe 1	Ø Pipe 2	Ref.
6	7	859030
8	7	859031
8	10	859032
10	7	859033
10	10	859034
12	10	859035
12	13	859036
14	13	859037

GISS

UNION CROSS FITTING

EN 1254-2:2000 standard compliant



Ø Pipe	Ref.
4	859624
6	859625
8	859626
10	859627
12	859628
14	859629

GISS

BULKHEAD STRAIGHT FITTING

EN 1254-2:2000 standard compliant



Ø Corps	Ø Pipe	Ref.
M8X1	4	859558
M10X1	6	859559
M12X1	8	859560
M16X1,5	10	859561
M18X1,5	12	859562
M20X1,5	14	859563

GISS

NUT



Ø Pipe	Ref.
4	859039
6	859040
8	859041
10	859042
12	859043
14	859044
15	859045
16	859046
18	859047
22	859048

COMRESSION OLIVE

GISS

Ø T	Ref.
4	862080
6	862081
8	862082
10	862083
12	862084
14	858691
15	858692
16	858693
18	858694
22	858695



REDUCER

GISS

EN 1254-2:2000 standard compliant

Kit of 3 items

Ø Pipe 1	Ø Pipe 2	Ref.
4	6	859654
6	8	859655
8	10	859656
10	12	859657
12	14	859658



INTENAL TUBE SUPPORT

GISS

Ø int/ext pipe diameter	Ref.
4/2,7	859023
6/4	859024
8/6	859025
10/8	859026
12/10	859027
22/18	859028
14/12	859432
16/13	859433
15/12,5	859434
18/16	859435
18/15	859436



CAP HEAD

GISS

Ø Pipe	Ref.
4	859050
6	859051
8	859052
10	859053
12	859054
14	859055
15	859056
16	859057
18	859058
22	859059



GISS



ONE WAY CHECK VALVE PUSH-IN FITTING

Pressure: 15 bars. Operating temperature: -20 to +80°C
Industrial vacuum -100 kpa. H Polymer body

Ø Pipe	Ref.
4	859725
6	859726
8	859727
10	859728
12	859729

GISS



CHECK VALVE FOR COMPRESSED AIR

Material: brass. Maximum pressure: 10 bars
Maximum temperature 70°C. Use: compressed air.

Ø	Ref.
1/8	869340
1/4	869341
3/8	858556
1/2	858557
M5	858558

GISS



COMPACT EXHAUST MALE PARALLEL FLOW REGULATOR

Pressure: 10 bars - minimum pressure 1 bar
Operating temperature: -20° C to +80° C. for pipe PA12, PA11,
PU shore 98 . Fluid: compressed air. Marked «C» on the body

Ø Pipe	Ø impl.	Ref.
4	1/8	840752
6	1/8	840753
6	1/4	840754
8	1/8	840755
8	1/4	840756
8	3/8	840757
10	3/8	840758
12	1/2	840759

The short thread allows the regulator to be connected to fittings with BSPP (ISO 7), BSP (ISO 7), NPTF or BSPPF (ISO 228) thread.

GISS



SHORT THREAD INLET FLOW REGULATOR

Pressure: 10 bars - minimum pressure 1 bar
Operating temperature: -20° C to +80° C. for pipe PA12, PA11,
PU shore 98 . Fluid: compressed air. Marked «V» on the body

Ø Pipe	Ø impl.	Ref.
4	1/8	840742
6	1/8	840743
6	1/4	840744
8	1/8	840745
8	3/8	840746
8	1/2	840747
10	3/8	840748
12	1/4	840749

The short thread allows the regulator to be connected to fittings with BSPP (ISO 7), BSP (ISO 7), NPTF or BSPPF (ISO 228) thread.

TWO-WAY FLOW REGULATOR - SHORT THREAD

GISS

Pressure: 10 bars - Minimum pressure 1 bar
Operating temperature: -20° C to +80° C. for pipe PA12, PA11, PU shore 98 . Fluid: compressed air. Marked «B» on the body



Ø Pipe	Ø impl.	Ref.
4	1/8	840815
6	1/8	840816
6	1/4	840817
8	1/8	840818
8	1/4	840819
8	3/8	840820
10	3/8	840821
12	1/2	840822

The short thread allows the regulator to be connected to fittings with BSPP (ISO 7), BSP (ISO 7), NPTF or BSPPF (ISO 228) thread.

TWO-WAY FLOW REGULATOR - SHORT THREAD WITH EXTERNAL SCREW

GISS

The short thread allows the regulator to be connected to fittings with BSPP (ISO 7), BSP (ISO 7), NPTF or BSPPF (ISO 228) thread.
Marked «B» on the body



Ø Pipe	Ø impl.	Ref.
4	1/8	840717
6	1/8	840718
6	1/4	840719
8	1/8	840720
8	1/4	840721
8	3/8	840722
10	3/8	840723
12	1/2	840724

SNAP-ON EXHAUST VALVE

GISS

Material: brass. Maximum pressure: 8 bars
Maximum temperature 70 °C
Use: compressed air.



Ø	Ref.
1/8	858559
1/4	858560
3/8	869343
1/2	869344
3/4	858561
1''	858562
M5	858563

CHECK VALVE FOR WATER, COMPRESSED AIR AND OIL

GISS

Minimum pressure 0.99 bars
Minimum pressure 15 bars
Temperature -20°C to +110°C



Ø	Ref.
3/8	869337
1/2	869338
3/4	858551
1''	858552
1''1/4	858553
1''1/2	858554
2''	858555

GISS

EXHAUST MALE PARALLEL FLOW REGULATOR

Pressure: 15 bars
Operating temperature -20 to +80°C
Cylindrical gas thread G. Industrial vacuum: -100 kpa



NP



MINI

Profile	Ø Pipe	Ø impl.	Ref.
NP	4	G1/8	853001
NP	4	G1/4	858697
NP	6	G1/8	853002
NP	6	G1/4	853003
NP	8	G1/8	853004
NP	8	G1/4	853005
NP	8	G3/8	853006
NP	8	G1/2	858698
NP	10	G1/8	858699
NP	10	G1/4	858700
NP	10	G3/8	853007
NP	10	G1/2	858701
NP	12	G1/4	858702
NP	12	G3/8	858703
NP	12	G1/2	853008
MINI	3	M5	853375
MINI	4	M5	853376

NP : Normal profile - **MINI :** MINI Profile

GISS

INLET MALE PARALLEL FLOW REGUATOR

Pressure: 15 bars
Operating temperature: -20 to +80°C
Industrial vacuum -100 kpa.



NP



MINI

Profile	Ø Pipe	Ø impl.	Ref.
NP	4	G1/8	853010
NP	4	G1/4	858704
NP	6	G1/8	853011
NP	6	G1/4	853012
NP	8	G1/8	853013
NP	8	G1/4	853014
NP	8	G3/8	853015
NP	8	G1/2	858705
NP	10	G1/8	858706
NP	10	G1/4	858707
NP	10	G3/8	853016
NP	12	G1/4	858708
NP	12	G3/8	858709
NP	12	G1/2	853017
MINI	3	M5	860084
MINI	4	M5	860085

NP : Normal profile - **MINI :** MINI Profile

FLOW REGULATOR PUSH-IN FITTING

GISS

Pressure: 15 bars
Operating temperature: -20 to +80°C
Industrial vacuum -100 kpa.

Ø Pipe	Ref.
4	853019
6	853020
8	853021
10	853022
12	853023



HOSETAIL – MALE PARRALLEL FITTING

GISS

Ø Pipe	Ø impl.	Ref.
4	M5	859337
6	G1/4	859338
7	G1/8	859339
7	G1/4	859340
8	G1/8	859341
8	G1/4	859342
8	G3/8	859343
8	G1/2	859344
9	G1/8	859345
9	G1/4	859346
9	G3/8	859347
10	G1/4	859348
10	G3/8	859349
10	G1/2	859350
12	G1/4	859351
12	G3/8	859352
12	G1/2	859353
13	G1/2	859354
14	G3/8	859355
14	G1/2	859356
17	G3/8	859357
17	G1/2	859358
19	G3/4	859359
20	G3/4	859360
25	G1''	859361
27	G1''	859362



HOSETAIL – FEMALE FITTING

GISS

Mat	Ø Pipe	Ø impl.	Ref.
LA	6	1/8	858943
LA	6	1/4	858944
LA	7	1/8	858945
LA	7	1/4	858946
LA	9	1/4	858947
LN	6	1/8	869436
LN	7	1/8	858634
LN	7	1/4	869437
LA	8	1/4	869438
LN	9	3/8	858635
LN	10	1/4	858636
LA	10	3/8	869439
LN	12	3/8	858637
LN	12	1/2	858638

LA: brass - **LN :** Nickel-plated brass

LN



LA



GISS



BRASS HOSETAIL – MALE TAPER FITTING

Ø Pipe	Ø impl.	Ref.
4	R1/8	869646
4	R1/4	734404
6	R1/8	786169
6	R1/4	786170
7	R1/8	786171
7	R1/4	786172
8	R1/8	786173
8	R1/4	786174
8	R3/8	858664
9	R1/4	858666
9	R3/8	734412
10	R1/4	786176
10	R3/8	786177
12	R1/4	858669
12	R3/8	858670
12	R1/2	858671
14	R3/8	869647
14	R1/2	869648

GISS



HOSETAIL – MALE TAPER FITTING

Ø Pipe	Ø impl.	Ref.
6	R1/8	734401
6	R1/4	734405
7	R1/8	734402
7	R1/4	734406
8	R1/8	734403
8	R1/4	734407
9	R3/8	734411
10	R1/4	734409
10	R3/8	734413
10	R1/2	756136
13	R3/8	734414
13	R1/2	734417
15	R3/4	786162
16	R3/8	786163
17	R1/2	734419
19	R3/8	786164
19	R1/2	734420
19	R3/4	786165
24	R3/4	786166
24	R1''	786167

NIPPLE MALE TAPER

GISS

Ø1	Ø2	Ref.
1/8	1/8	869461
1/8	1/4	869462
1/8	3/8	869463
1/8	1/2	858639
1/4	1/4	869464
1/4	3/8	869465
1/4	1/2	869466
3/8	3/8	869467
3/8	1/2	869468
1/2	1/2	869469
1/2	3/4	869470
3/4	3/4	869471
3/4	1''	869472
1"	1''	869473
1"1/4	1''	734467
1''1/4	1''1/4	734468
1''1/2	1''1/4	734469
1''1/2	1''1/2	734470
2''	1''1/2	734471
2''	2''	734472



NIPPLE MALE PARALLEL

GISS

Ø1	Ø2	Ref.
1/8	1/8	869448
1/8	1/4	869449
1/8	3/8	869450
1/4	1/4	869451
1/4	3/8	869452
1/4	1/2	869453
3/8	3/8	869454
3/8	1/2	869455
1/2	1/2	869456
3/4	1/2	869457
3/4	3/4	869458
3/4	1''	734451
1''	1''	869459
M5	1/8	869447
M5	M5	869446



FEMALE/MALE REDUCER

GISS

Type	Ø1	Ø2	Ref.
A	G1/8	NPTF1/8	859061
A	G1/4	NPTF1/4	859062
A	G3/8	NPTF3/8	859063
B	NPTF1/8	G1/8	859066
B	NPTF1/4	G1/4	859067
B	NPTF3/8	G3/8	859068
B	NPTF1/2	G1/2	859064

A : Female BSPP/Male NPTF - **B :** Female NPTF/Male BSPP



A



B

GISS



PARALLEL REDUCER WITHOUT NUT

Material: brass.

Ø1	Ø2	Ref.
1/4	1/8	858897
3/8	1/4	858898
1/2	3/8	858899
3/4	1/2	858900
1''	3/4	858901

GISS



UNION FEMALE THREADED SOCKET

Ø	Ref.
M5	869475
1/8	869476
1/4	869477
3/8	869478
1/2	869479
3/4	869480
1''	869481

GISS



BULKHEAD MALE-FEMALE THREADED

Pressure: 0 to 15 bars. Shock-resistant. Used to provide free flow of water, compressed air and inert fluids. Used for walls of 10 to 12 mm

External diameter	Internal diameter	Ref.
M10	M5	858654
M16	1/8	869561
M20	1/4	869562
M26	3/8	869563
M28	1/2	869564
M33	3/4	858653

GISS



R/G

MALE/FEMALE THREADED REDUCING BUSH

EXT	INT	Ref.
R1/4	G1/8	869483
R3/8	G1/8	869484
R3/8	G1/4	869485
R1/2	G1/8	869486
R1/2	G1/4	869487
R1/2	G3/8	869488
R3/4	G3/8	869489
R3/4	G1/2	869490
R1"	G1/2	869492
R1"	G3/4	869491
R1"1/4	G1/2	858640
R1"1/4	G3/4	858641
R1"1/4	G1"	858642
R1"1/2	G1"	858643
R2"	G1"	858644
G1/8	M5	869583
G1/4	G1/8	869584
G3/8	G1/8	869585
G3/8	G1/4	869586
G1/2	G1/8	869587
G1/2	G1/4	869588
G1/2	G3/8	869589
G3/4	G1/4	869590
G3/4	G3/8	869591
G3/4	G1/2	869592

UNION FEMALE/FEMALE THREADED REDUCING SOCKET

GISS

Ø1	Ø2	Ref.
1/8	1/2	858645
1/8	M5	869508
1/4	1/8	869509
3/8	1/8	869510
3/8	1/4	869511
1/2	1/4	869512
1/2	3/8	869513
1/2	3/4	858646
1/2	1''	858647
3/4	1''	858648



UNION FEMALE/MALE THREADED REDUCER

GISS

INT	EXT	Ref.
G1/8	R1/8	869494
G1/4	R1/8	869495
G1/4	R1/4	869497
G3/8	R1/8	869496
G3/8	R1/4	869499
G3/8	R3/8	869500
G1/2	R1/4	869498
G1/2	R3/8	869501
G1/2	R1/2	869502
G3/4	R1/2	869503
G3/4	R3/4	869505
G1''	R1/2	869504
G1''	R3/4	869506
G1/8	G1/8	869680
G1/8	G3/8	858696
G1/8	M5	869679
G1/4	G1/8	869682
G1/4	G1/4	869681
G3/8	G1/4	869684
G3/8	G3/8	869683
G1/2	G1/4	869687
G1/2	G3/8	869686
G1/2	G1/2	869685
G3/4	G3/8	869688



R/G

CYLINDRICAL REDUCER WITH O-RING

GISS

Cylindrical thread (male and female)
NBR Seal.

EXT	INT	Ref.
G1/8	M5	859321
G1/4	G1/8	859322
G3/8	G1/8	859323
G3/8	G1/4	859324
G1/2	G1/4	859325
G1/2	G3/8	859326
G3/4	G1/2	859327



GISS



EQUAL CYLINDRICAL EXTENSION

Ø1	Long.	Ref.
1/8	22	858920
1/8	32	858912
1/8	42	858913
1/8	51	858914
1/4	28	858915
1/4	35	858916
1/4	51	858917
3/8	32	858918
1/2	35	858919

GISS



UNION MALE PARALLEL/ SWIVEL FEMALE THREADED

Ø	Ref.
G1/8	859333
G1/4	859334
G3/8	859335

GISS



UNION MALE TAPER/ SWIVEL FEMALE THREADED

Ø	Ref.
R1/8	859329
R1/4	859330
R3/8	859331

GISS



TAPERED MALE UNION

Kit of 3 items

Ø	Ref.
1/8	869594
1/4	869595
3/8	869596
1/2	869597
3/4	869598
1''	869599

GISS



UNION MALE/FEMALE THREADED ELBOW

Ø	Ref.
1/8	869528
1/4	869529
3/8	869530
1/2	869531
3/4	869532
1"	869533
M5	858651

GISS



UNION MALE/MALE THREADED ELBOW

Ø	Ref.
1/8	869576
1/4	869577
3/8	869578
1/2	869579
3/4	869580
1"	869581
M5	858656

UNION FEMALE/FEMALE THREADED ELBOW

GISS

Ø	Ref.
1/8	869521
1/4	869522
3/8	869523
1/2	869524
3/4	869525
1"	869526
M5	858650



UNION FEMALE/FEMALE THREADED TEE

GISS

Ø	Ref.
1/8	869535
1/4	869536
3/8	869537
1/2	869538
3/4	869539
1''	869540



UNION MALE/FEMALE THREADED RUN TEE

GISS

Ø	Ref.
1/8	869549
1/4	869550
3/8	869551
1/2	869552
3/4	869553
1''	869554
M5	858652



UNION MALE/MALE THREADED TEE

GISS

Ø	Ref.
1/8	858949
1/4	858950
3/8	858951
1/2	858952
3/4	858953
1''	858954



UNION FEMALE/MALE THREADED TEE

GISS

Ø	Ref.
1/8	858956
1/4	858957
3/8	858958
1/2	858959
3/4	858960
1''	858961



UNION MALE/FEMALE THREADED TEE

GISS

Ø	Ref.
1/8	869542
1/4	869543
3/8	869544
1/2	869545
3/4	869546
1''	869547



GISS



UNION FEMALE/MALE THREADED RUN TEE

Ø	Ref.
1/8	858963
1/4	858964
3/8	858965
1/2	858966
3/4	858967
1''	858968

GISS



BANJO BODY MALE FEMALE THREADED TEE

Ø	Ref.
1/8	858999
1/4	859000

GISS



BANJO BODY MALE FEMALE THREADED ELBOW

Ø1	Ø2	Ref.
1/8	1/8	858996
1/4	1/4	858997

GISS



MALE CROSS

Nickel-plated brass. Conical thread

Ø	Ref.
1/8	858975
1/4	858976
3/8	858977
1/2	858978

GISS



FEMALE CROSS

Nickel-plated brass. Conical thread

Ø	Ref.
1/8	869556
1/4	869557
3/8	869558
1/2	869559

GISS



MALE/FEMALE CROSS

Nickel-plated brass.

Ø	Ref.
1/8	858970
1/4	858971
3/8	858972
1/2	858973

DOUBLE MANIFOLD

GISS

2 inlets. Up to 2x6 = 12 outlets!

Inlet	Output	Number of outlets	Ref.
1/4	1/8	2	858980
1/4	1/8	3	858981
1/4	1/8	4	858982
1/4	1/8	5	858983
1/4	1/8	6	858984
3/8	1/4	2	858985
3/8	1/4	3	858986
3/8	1/4	4	858987
3/8	1/4	5	858988
3/8	1/4	6	858989
1/2	3/8	2	858990
1/2	3/8	3	858991
1/2	3/8	4	858992
1/2	3/8	5	858993
1/2	3/8	6	858994



MANIFOLD

GISS

2 inlets. Up to 6 outlets (1 side only).

Inlet	Output	Number of outlets	Ref.
1/4	1/8	2	858623
1/4	1/8	3	858624
1/4	1/8	4	858625
1/4	1/8	5	858626
1/4	1/8	6	858627
3/8	1/4	2	858628
3/8	1/4	3	869429
3/8	1/4	4	869426
3/8	1/4	5	869427
3/8	1/4	6	869428
1/2	3/8	2	858629
1/2	3/8	3	858630
1/2	3/8	4	858631
1/2	3/8	5	858632
1/2	3/8	6	858633



DISTRIBUTION BLOCK SINGLE CROSS

GISS

Aluminium

Ø	Ref.
1/8	869433
1/4	869431
3/8	869434
1/2	869432



Roebuck offers you a complete range of spanners to meet all of your needs.
All our spanners meet your requirements. both in terms of comfort. security. than that of complying to the DIN and ISO Standards of the market. They are all designed in chrome.

The fork spanners



The ratchet combination spanners



The box spanners



The mixed spanners



The articulated ratchet mixed spanners



GISS

MALE CAP WITH HEXAGONAL SECTION


A


B


C

Type	Ø	Ref.
A	G1/8	869571
A	G1/4	869572
A	G3/8	869573
A	G1/2	869574
A	G3/4	858655
B	G1/8	869609
B	G1/4	869610
B	G3/8	869611
B	G1/2	869612
B	G3/4	858658
B	G1"	858659
B	M10	858660
B	M12	858661
B	M5	869608
B	M8	858662
C	G1/8	858927
C	G1/4	858928
C	G3/8	858929
C	G1/2	858930
C	M5	858931

A : Without seal - **B :** NBR seal - **C :** FKM seal

GISS

MALE PARALLEL CAP WITH HEXAGONAL HEAD



Ø	Ref.
G1/8	869602
G1/4	869603
G3/8	869604
G1/2	869605
G3/4	869606
G1''	858657
M5	869601

GISS

MALE TAPER CAP WITH HEXAGONAL HEAD



Ø	Ref.
R1/8	869515
R1/4	869516
R3/8	869517
R1/2	869518
R3/4	869519
R1''	858649

GISS

MALE TAPER PLUG WITH HEXAGONAL HEAD



Ø	Ref.
R1/8	858933
R1/4	858934
R3/8	858935
R1/2	858936

FEMALE CAP

GISS

Ø	Ref.
1/8	858938
1/4	858939
3/8	858940
1/2	858941



UNION MALE FEMALE THREADED Y

GISS

Type	Ø	Ref.
F/F	1/8	869441
F/F	1/4	869442
F/F	3/8	869443
F/F	1/2	869444
F/F	3/4	734436
M/F	1/8	869566
M/F	1/4	869567
M/F	3/8	869568
M/F	1/2	869569



LOCKNUT

GISS

Ø	Ref.
1/8	858922
1/4	858923
3/8	858924
1/2	858925



FEMALE BANJO BODY

GISS

Ø	Ref.
1/8	859002
1/4	859003
3/8	859004



GISS



CARTRIDGE

Used to connect a gauged pipe to a bored component of the corresponding diameter

Ø	Ref.
4	859718
6	859719
8	859720
10	859721
12	859722
16	859723

GISS



ACETAL RESIN SILENCER

Noted for its compact size

Ø	Ref.
1/8	859372
1/4	859373
3/8	859374
1/2	859375
3/4	859376
1''	859377

GISS



COMPACT SILENCER

Noted for its compact size

Ø	Ref.
1/8	859385
1/4	859386
3/8	859387
1/2	859388
3/4	859389
1''	859390

GISS



EXHAUST SILENCER

Maximum pressure 12 bars Temperature -10°C to +80°C
Filtering capacity: 50 microns

Ø	Ref.
1/8	859364
1/4	859365
3/8	859366
1/2	859367
3/4	859368
1''	859369
M5	859370

GISS



STANDARD EXHAUST SILENCER

BSP international gas profile.

Ø	Ref.
1/8	869348
1/4	869347
3/8	869350
1/2	869346
3/4	869349
1''	858564
M5	869351

POLYETHYLENE EXHAUST SILENCER

GISS

Material: polyethylene. Cylindrical BSP gas thread. Maximum pressure: 10 bars. Temperature: -15 to +100 °C. Filtration level: 75µm

Ø	Ref.
1/8	869651
1/4	869652
3/8	869653
1/2	869654
3/4	869655
1''	869656
M5	869650



EXHAUST SILENCER

GISS

Material: sintered bronze. Cylindrical BSP gas thread. Maximum pressure: 12 bars. Temperature: -10 °C to +80 °C. Manual purge.

Ø	Ref.
1/8	869614
1/4	869615
3/8	869616
1/2	869617
3/4	869618
1''	869619



FLOW-CONTROL SILENCER

GISS

Cylindrical BSP gas thread Maximum pressure: 12 bars. Maximum temperature: +80 °C. Manual purge.

Ø	Ref.
1/8	869621
1/4	869622
3/8	869623
1/2	858663



EXHAUST SILENCER, MALE, CYLINDRICAL FLAT

GISS

International profile. Cylindrical BSP Gas

Ø	Ref.
1/8	869355
1/4	869354
3/8	869357
1/2	869353
3/4	869356
M5	869358



SNAP-FIT SILENCER

GISS

Mounted directly onto a self-locking coupler

Ø	Ref.
4	859070
6	859071
8	859072
10	859073
12	859074



FLOW-CONTROL SILENCER

GISS

Accurate and easy adjustment ensure the good performance of the silencer. Filtering capacity: 75 microns. Temperature from -15°C to +100°C. Max pressure 10 bars

Ø	Ref.
1/8	859379
1/4	859380
3/8	859381
1/2	859382
M5	859383



GISS

ST/ST THREADED UNION FITTING



M/M



F/F

Pressure: from -0.99 bars to 140 bars. Operating temperature: -20° C to +225° C.
For food and chemical fluids.

Profile	Ø1	Ø2	Ref.
M/M	R1/8	R1/8	842930
M/M	R1/4	R1/4	842931
M/M	R3/8	R3/8	842932
M/M	R1/2	R1/2	842933
M/M	R3/4	R3/4	842934
M/M	G1/8	G1/4	842973
M/M	G1/8	G3/8	842974
M/M	G1/4	G3/8	842975
M/M	G1/4	G1/2	842976
M/M	G3/8	G1/2	842977
M/M	G1/2	G3/4	842978
F/F	R1/8	R1/4	843000
F/F	R1/4	R3/8	843001
F/F	R3/8	R1/2	843002
F/F	R1/2	R3/4	843003
F/F	G1/8	G1/8	842994
F/F	G1/4	G1/4	842995
F/F	G3/8	G3/8	842996
F/F	G1/2	G1/2	842997
F/F	G3/4	G3/4	842998

M/M : Male/Male - **F/F :** Female/Female

GISS

ST/ST FLOW CONTROLER



A



B

(orientable) short thread. FKM seal. Stainless steel 316L
from -10°C to +120°C
from 1 bar to 10 bars

Type	Ø1	Ø2	Ref.
A	1/8	1/8	859693
A	1/4	1/4	859694
B	1/8	1/8	859696
B	1/4	1/4	859697
B	3/8	3/8	859698
B	1/2	1/2	859699

A : Exhaust - **B :** Unidirectional

GISS

ST/ST HOSETAIL TO MALE TAPER



Pressure: from -0.99 bars to 140 bars. Operating temperature: -20° C to +225° C.
For food and chemical fluids.

Ø1	Ø2	Ref.
8	1/4	842936
10	1/4	842937
10	3/8	842938
10	1/2	842939
12	1/4	842940
12	3/8	842941
12	1/2	842942
14	3/8	842943
14	1/2	842944
16	1/2	842945
18	3/4	842947
18	1/2	842946
20	1/2	842948

ST/ST THREADED REDUCER FITTING

GISS

Pressure: from -0.99 bars to 140 bars. Operating temperature: -20° C to +225° C. For food and chemical fluids.

Profile	Ø1	Ø2	Ref.
M/F	1/8	1/4	842981
M/F	1/4	3/8	842982
M/F	1/4	1/2	842983
M/F	3/8	1/2	842984
M/F	1/2	3/4	842985
F/M	1/4	1/8	842987
F/M	3/8	1/8	842988
F/M	3/8	1/4	842989
F/M	1/2	1/4	842990
F/M	1/2	3/8	842991
F/M	3/4	1/2	842992

M/F : Male/Female - **F/M :** Female/Male



ST/ST MALE PLUG

GISS

Pressure: from -0.99 bars to 140 bars. Operating temperature: -20° C to +225° C. For food and chemical fluids.

Profile	Ø	Ref.
G	G1/8	843011
G	G1/4	843012
G	G3/8	843013
G	G1/2	843014
G	G3/4	843015
R	R1/8	843017
R	R1/4	843018
R	R3/8	843019
R	R1/2	843020

G : Cylindrical - **R :** Conical



ST/ST THREADED ELBOW FITTING

GISS

Pressure: from -0.99 bars to 140 bars. Operating temperature: -20° C to +225° C. For food and chemical fluids.

Profile	Ø	Ref.
F	1/8	842963
F	1/4	842964
F	3/8	842965
F	1/2	842966
M/F	1/8	842968
M/F	1/4	842969
M/F	3/8	842970
M/F	1/2	842971

F : Female - **M/F :** Male/Female



ST/ST THREADED TEE FITTING

GISS

Pressure: from -0.99 bars to 140 bars. Operating temperature: -20° C to +225° C. For food and chemical fluids. Stainless steel 316L

Profile	Ø	Ref.
F	1/8	842950
F	1/4	842951
F	3/8	842952
F	1/2	842953
M	R1/8	842955
M	R1/4	842956
M	R3/8	842957
M	R1/2	842958

F : Female - **M :** Male in the centre



What you need to know

	BI-POLYMER	POLYURETHANE	POLYAMIDE	PTFE	FEP
Use	Vacuumed fluid and liquid	Vacuumed fluid	Fluids and liquids	Chemical substances	Chemical substances
OPERATING TEMPERATURE:	-40°C to +100°C	-40°C to +60°C	-40°C to +80°C	-40°C TO +260°C	-40°C to +260°C
Hardness	55 shore D	98 shore A	60 shore D		
High quality	Flexibility		Chemical compatibility	Chemical compatibility and temperature	Chemical compatibility and temperature transparency

Operating pressure				
Diam.	BI-P	PU	PA	PTFE
Ø4	22	15	26	25
Ø6	19	13	27	18
Ø8	16	14	19	14
Ø10	12	12	15	12
Ø12	8	13	12	10
Ø14	-	-	10	-

GISS



BI-POLYMER CALIBRATED TUBING

Section	Colour	Length	Ref.
4x2,5	Blue	25	860502
	Blue	100	860523
	Clear	25	860500
	Clear	100	860521
	black	25	860501
	black	100	860522
	Green	25	860503
	Green	100	860524
	Red	25	860504
	Red	100	860525
	Yellow	25	860505
	Yellow	100	860526
6x4	Blue	25	846239
	Blue	100	846248
	Clear	25	846237
	Clear	100	846246
	black	25	846238
	black	100	846247
	Green	25	860506
	Green	100	860527
	Red	25	860507
	Red	100	860528
	Yellow	25	860508
	Yellow	100	860529
8x6	Blue	25	846242
	Blue	100	846251
	Clear	25	846240
	Clear	100	846249
	black	25	846241
	black	100	846250

Section	Colour	Length	Ref.
8x6	Green	25	860509
	Green	100	860530
	Red	25	860510
	Red	100	860531
	Yellow	25	860511
	Yellow	100	860532
10x8	Blue	25	846245
	Clear	25	846243
	Clear	100	846252
	black	25	846244
	Blue	100	860534
	black	100	860533
	Green	25	860512
	Green	100	860535
	Red	25	860513
	Red	100	860536
	Yellow	25	860514
	Yellow	100	860537
12x9	Blue	25	860517
	Blue	100	860540
	Clear	25	860515
	Clear	100	860538
	black	25	860516
	black	100	860539
	Green	25	860518
	Green	100	860541
	Red	25	860519
	Red	100	860542
	Yellow	25	860520
	Yellow	100	860543

POLYURETHANE CALIBRATED TUBING

GISS

Section	Colour	Length	Ref.
4x2,5	Blue	25	785573
	Blue	100	785594
	black	25	785570
	black	100	785593
	Red	25	785572
	Transparent	25	785574
	Green	25	785571

Section	Colour	Length	Ref.
6x4	Blue	25	785578
	Blue	100	785596
	Blue	1000	853569
	Yellow	25	785579
	black	25	785575
	black	100	785595
	Red	25	785577
	Transparent	25	785580
	Transparent	1000	853570
	Green	25	785576

Section	Colour	Length	Ref.
8x5,5	Blue	25	785584
	Blue	100	785598
	Yellow	25	785585
	black	25	785581
	black	100	785597
	Red	25	785583
	Transparent	25	785586
	Green	25	785582

Section	Colour	Length	Ref.
10x7	Blue	25	785588
	Blue	100	785600
	black	25	785587
	black	100	785599
	Transparent	25	785589

Section	Colour	Length	Ref.
12x8	Blue	25	785591
	black	25	785590
	Transparent	25	785592

POLYAMIDE CALIBRATED TUBING

GISS



Section	Colour	Length	Ref.
4x2,7	Blue	25	846308
	Blue	100	846335
	Clear	25	846302
	Clear	100	846332
	Yellow	25	846320
	black	25	846314
	black	100	846338
	Red	25	846328
	Green	25	846324

Section	Colour	Length	Ref.
6x4	Blue	25	846309
	Blue	100	846336
	Clear	25	846303
	Clear	100	846333
	Clear	1000	853572
	Yellow	25	846321
	black	25	846315
	black	100	846339
	black	1000	853573
	Red	25	846329
	Green	25	846325

Section	Colour	Length	Ref.
8x6	Blue	25	846310
	Blue	100	846337
	Clear	25	846304
	Clear	100	846334
	Clear	700	853574
	Yellow	25	846322
	black	25	846316
	black	100	846340
	black	700	853575
	Red	25	846330
	Green	25	846326

Section	Colour	Length	Ref.
10x8	Blue	25	846311
	Clear	25	846305
	Clear	100	853577
	Yellow	25	846323
	black	25	846317
	Red	25	846331
	Green	25	846327

Section	Colour	Length	Ref.
12x10	Blue	25	846312
	Clear	25	846306
	black	25	846318

Section	Colour	Length	Ref.
14x12	Clear	25	846307

GISS



+ Excellent chemical resistance
Transparent

FEP CALIBRATED TUBING 25 M

Being thermoplastic, this TUBING offers the same features as PTFE in addition to being transparent.

Section	Ref.
6X4	860545
8X6	860546

GISS



+ Good high temperature resistance
Opaque

PTFE CALIBRATED TUBING 25 M

Polytetrafluoroethylene - widely used in the food industry

Section	Ref.
4x2	853579
4x6	853580
8x6	853581
10x8	853582
12x10	853583

GISS



COILED POLYURETHANE TUBING

Supplied with R1/4 gas swivelling couplers

Section	Length	Ref.
6x4	2	786245
6x4	4	786247
8x5	2	786246
8x5	4	786248
8x5	6	786249

GISS



COILED POLYAMIDE TUBING 20 M

blue

Section	Ref.
6x4	846356
8x6	846357

Couplers for coiled tubes can be found on pages 356 & 357

GISS



TUBE CUTTER

Capacity (mm) : 4-14

Ref.
786209

GISS



TUBE CUTTING BLADE

Spare parts for the tube cutter

Ref.
786211

How to choose

WHICH BLOWER SHOULD YOU CHOOSE?

GISS	Name	Noise level	Flow
786904	Air guns	83 dB	15 m3/h
612058	Progressive blower	84 dB	23 m3/h
853442	Baby Typhoon	85 dB	36 m3/h
840390	Typhoon	85 dB	58 m3/h

COMPRESSOR AIR BLOW GUN

GISS

Steel base Ø 3,5 x 6 mm, length 118 mm
Allowing the jet to be directed with high precision. Composite body (110 g).
Temperature: -20 °C to +80 °C
Fluid: compressed air.

Pressure (bars)	Ref.
10	786904



AIR BLOW GUN

GISS

Steel base Ø 3 x 6 mm, length 110 mm
Cold-resistant nozzle and directional aiming ensures high precision of the jet. Composite body (110 g).
Female brass 1/4 Gas coupler. Noise level 84 dB
Temperature: -15 °C to +70°C. Fluid: compressed air.

Pressure (bars)	Ref.
10	612058



COMPRESSED AIR GUN WITH SILENCER NOZZLE

NEW GISS

Composite nozzle reduces sound level to 77 dB, elbow length: 56 mm. Body made of composite material (123g). Complies with US OSHA regulations. Brass 1/4 gas female coupling

Flow	Sound level	Nominal pressure	Ref.
12 m³/h	77 dB	10 bar	880595



GISS



+ This air blow gun operates on the principle of COANDA effect.
It is based on high-flow rate MT (More Thrust) technology.

BABY TYPHOON
SAFETY HIGH VOLUME AIR BLOW GUN

A blow gun with OSHA safety classification.
Ergonomically designed grip-shaped trigger and chrome body finish.
Easy to use thanks to its thermoplastic body.
Aluminium head.
Hanging hook.

OSHA | Technologie MT

Air flow (Nm3/h) HP	Db	Ref.
36	85	853442

GISS



+ High or variable volume, with trigger and valve control.

HIGH FLOW AIR BLOW GUN – TYPHOON

A blow gun with OSHA safety classification.
Nickel trigger, rubber handle and chrome finished body.
Flow: 965 litres/minute at 8.5 bars
Thrust: +/- 2.8Nm (+/- 1kg). Thread: 1/4" BSPP
Noise: 85db to 9,8 Kg/cm^2 (OSHA - safety scale). Fitting thread: 1/2 inch
Dimensions: 165 mm x 30 mm x 149 mm. Weight: 287 gr

OSHA | Technologie MT

Dimensions (mm)	Ref.
L 165x l 149 x H 30	840390

GISS NEW



NOZZLE KIT FOR TYPHOON® AIR GUN

Typhoon® air gun kit. Consists of one (1) adapter with specific threading, three (3) needle roller tips, one (1) conical rubber tip and one (1) OSHA rubber safety cap.

Ref.
880828

GISS



AIR BLOW GUN + COILED PU TUBE

Contains: one BSP male, coiled polyurethane tube G1/4 (Ref. 786246 or 786248) +one adaptable air blow gun (Ref. 612058).

Length	Ref.
2 m	854087
4 m	854088

GISS



TYPHOON BLOW GUN + COILED PA TUBE

Contains: one polyamide coiled tube 6x8 (Ref. 846357) + one secure high-flow rate «Typhoon» blow gun (Ref. 840390).

Ref.
854090

PNEUMATIC DOUBLE-EFFECT CYLINDER - ISO 6432

NEW GISS

Tube et tige acier inox flasques avant et arrière en aluminium anodisé, détection magnétique, amotissements de fin de course réglables.

Bore mm	Stroke (mm)	Connection hole	Ref.
16	25	M5x0.8	879518
16	50	M5x0.8	879519
16	100	M5x0.8	879520
20	25	G1/8	879521
20	50	G1/8	879522
20	75	G1/8	879523
20	100	G1/8	879524
25	25	G1/8	879525
25	50	G1/8	879526
25	75	G1/8	879527
25	100	G1/8	879528



CYLINDER HOLDER ISO 6432

NEW GISS

Bore mm	Ref.
16	879530
20	879531
25	879532



PIVOT FOR CYLINDER

NEW GISS

Bore mm	Ref.
16	879534
20	879535
25	879536



CYLINDER FLANGE

NEW GISS

Bore mm	Ref.
16	879538
20	879539
25	879540



GISS NEW



COMPACT PNEUMATIC DOUBLE-EFFECT CYLINDER - ISO 21287

Cylinder with hard anodised aluminium body and male threaded rod.

Bore mm	Stroke (mm)	Connection hole	Ref.
20	25	M5x0.8	879542
20	30	M5x0.8	879543
20	50	M5x0.8	879544
25	15	M5x0.8	879545
40	25	G1/8	879546
40	40	G1/8	879547
40	60	G1/8	879548
50	40	G1/8	879549

GISS NEW



COMPACT PNEUMATIC DOUBLE-EFFECT CYLINDER

Single-rod pneumatic cylinder with magnet detector fixing groove.

Bore mm	Stroke (mm)	Connection hole	Ref.
12	5	M5x0.8	879551
12	10	M5x0.8	879552
16	5	M5x0.8	879553
16	10	M5x0.8	879554
20	5	M5x0.8	879555
20	10	M5x0.8	879556
20	20	M5x0.8	879557
20	40	M5x0.8	879558
20	50	M5x0.8	879559
25	25	M5x0.8	879560
25	50	M5x0.8	879561
32	10	G1/8	879562
32	20	G1/8	879563
32	25	G1/8	879564
32	50	G1/8	879565

PNEUMATIC DOUBLE-EFFECT CYLINDER - ISO 15552

NEW GISS

Pneumatic cylinder, profile body design, single rod, adjustable end damping, magnetic position detection.

Bore mm	Stroke (mm)	Connection hole	Ref.
32	50	G1/8	879567
32	100	G1/8	879568
32	200	G1/8	879569
32	250	G1/8	879570
40	50	G1/8	879571
40	100	G1/8	879572
40	200	G1/8	879573
40	50	G1/8	879574
50	50	G1/4	879575
50	100	G1/4	879576
50	200	G1/4	879577
50	250	G1/4	879578
63	50	G1/4	879579
63	100	G1/4	879580
63	200	G1/4	879581
63	50	G1/4	879582



CYLINDER HOLDER ISO 15552

NEW GISS

Bore mm	Ref.
32	879584
40	879585
50	879586
63	879587

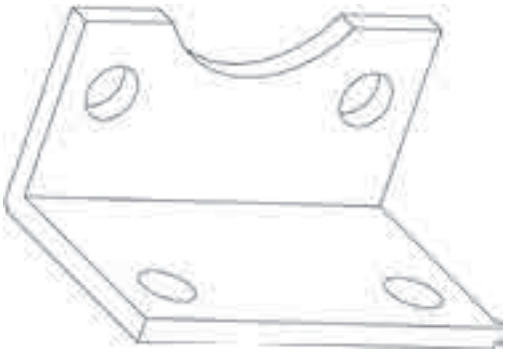

CYLINDER FLANGE ISO 15552

NEW GISS

Bore mm	Ref.
32	879588
40	879590
50	879591
63	879592



GISS NEW



ISO 15552 CYLINDER PIN

Bore mm	Ref.
32	879594
40	879595
50	879596
63	879597

GISS NEW



CYLINDER CAP ISO 15552

Bore mm	Ref.
32	879599
40	879600
50	879601
63	879602

GISS NEW



PIVOT JOINT MOUNTING ISO 15552

Bore mm	Ref.
32	879604
40	879605
50	879606
63	879607

GISS NEW



FIXED ROD YOLK

Dimensions	Ref.
M6x1	879609
M8x1,25	879610
M10x1,25	879611
M12x1,25	879612
M16x1,5	879613

MOBILE STEM CAP

NEW GISS

Dimensions	Ref.
M6x1	879615
M8x1,25	879616
M10x1,25	879617
M12x1,25	879618
M16x1,5	879619



COMPENSATION JOINT

NEW GISS

Dimensions	Ref.
M6x1	879621
M8x1,25	879622
M10x1,25	879623
M12x1,25	879624
M16x1,5	879625



BALL-JOINT PISTON ROD

NEW GISS

Dimensions	Ref.
M6x1	879627
M8x1,25	879628
M10x1,25	879629
M12x1,25	879630
M16x1,5	879631



ACCESSORIES

NEW GISS

Type	Ref.
REED DETECTOR CYLINDER ISO 6432	879633
STATIC DETECTOR CYLINDER ISO 6432	879634
REED DETECTOR COMPACT CYLINDER	879636
COMPACT ACTUATOR STATIC CYLINDER	879637
REED DETECTOR STANDARD CYLINDER	879639
STANDARD CYLINDER STATIC DETECTOR	879640



GISS



FILTER REGULATOR (FR)

Polymer body Filtering: 20 microns. Temperature: - 10 to 50°C (10 bars). Inlet pressure (with delta P 1 bar) : 0 to 15 bars. Outlet pressure (with delta P 1 bar) : 0 to 8 bars. Maximum pressure: 15 bars. Flow (with delta P 1 bar) : 1650 Nl/min (6 bars)

Capacity	Ø	Purge	Ref.
22 cm3	1/4''	Man.	836189
22 cm3	3/8''	Man.	860285
46 cm3	3/8''	Man.	836191
46 cm3	1/2''	Man.	836193
46 cm3	1/2''	Auto.	860286

GISS



FILTER REGULATOR LUBRIFICATOR (FRL)

Polymer body Filtering: 20 microns. Temperature: - 10 to 50°C (10 bars). Inlet pressure (with delta P 1 bar) : 0 to 15 bars. Outlet pressure (with delta P 1 bar) : 0 to 8 bars. Maximum pressure: 15 bars. Flow (with delta P 1 bar) : 1100 Nl/min (6 bars). Semi-automatic purge function Capacity: 22 cm^3 A pressure gauge G 1/8" is required

Capacity	Ø	Purge	Ref.
22 cm3	1/4''	Man.	836183
22 cm3	3/8''	Man.	860283
46 cm3	3/8''	Man.	836185
46 cm3	1/2''	Man.	836187
46 cm3	1/2''	Auto.	860284

GISS



Lockable valve

SHUT OFF VALVE

Manual control

Control filter capacity	Coupling	Ref.
CF1	1/4''	860302
CF1	3/8''	860303
CF2	3/8''	860304
CF2	1/2''	860305

GISS



CONTROL FILTER BOWLS

Control filter spare parts

Capacity	Ref.
22 cm3	860288
46 cm3	860289

GISS



LUBRICATOR CONTROL FILTER BOWLS

Control filter spare parts

Capacity	Ref.
22 cm3	860291
46 cm3	860292

GISS



FILTER 20 MICRONS

The filter should be changed on regular basis!

Cap. CF	Ref.
22 cm3	860294
46 cm3	860295

What you need to know

WHICH BALL VALVE TO CHOOSE?



BRASS BALL VALVE FEMALE/FEMALE

GISS

BSPP Threaded. Nominal pressure 32 Bar.
Operating temperature: -10/+90 °C

Ø	Pression Nominale	Ref.
1/4''	32 bars	735774
3/8''	32 bars	735775
1/2''	32 bars	735776
3/4''	32 bars	735777
1''	32 bars	735778
1''1/4	25 bars	867807
1''1/2	25 bars	867808
2''	25 bars	867809



BRASS BALL VALVE MALE/FEMALE

GISS

BSPP Threaded. Nominal pressure 32 Bar.
Operating temperature: -10/+90 °C

Ø	Ref.
1/4''	829162
3/8''	829163
1/2''	829164
3/4''	829165
1''	829166



BRASS BALL VALVE MALE/MALE

GISS

BSPP Threaded. Nominal pressure 32 Bar.
Operating temperature: -10/+90 °C

Ø	Ref.
1/4''	853521
3/8''	853522
1/2''	853523
3/8''	853524
1''	853525



GISS



BRASS BALL VALVE FEMALE/FEMALE WITH BUTTERFLY HANDLE

BSPP Threaded. Nominal pressure 32 Bar.
Operating temperature: -10/+90 °C

Ø	Ref.
1/4''	853527
3/8''	853528
1/2''	853529
3/4''	853530
1''	853531

GISS



BRASS BALL VALVE MALE/FEMALE WITH BUTTERFLY HANDLE

BSPP Threaded. Nominal pressure 32 Bar.
Operating temperature: -10/+90 °C

Ø	Ref.
1/4''	853533
3/8''	853534
1/2''	853535
3/4''	853536
1''	853537

GISS



BRASS BALL VALVE MALE/MALE WITH BUTTERFLY HANDLE

BSPP Threaded. Nominal pressure 32 Bar.
Operating temperature: -10/+90 °C

Ø	Ref.
1/4''	853539
3/8''	853540
1/2''	853541
3/4''	853542
1''	853543

GISS



BALL VALVE FEMALE/FEMALE LONG THREADS

Brass ball valves 7 threads

Ø	Nominal Pressure	Ref.
1/4''	50 bars	867815
3/8''	50 bars	867816
1/2''	50 bars	867817
3/4''	40 bars	867818
1''	40 bars	867819
1''1/4	40 bars	867820
1''1/2	30 bars	867821
2''	30 bars	867822

GISS NEW



FEMALE/FEMALE PRESSURE RELEASE BRASS VALVE

Standardisation: ACS, in accordance with Directive 97/23 / EC.

Dimensions	Ref.
1/4''	880663
3/8''	880664
1/2''	880665
3/4''	880666
1''	880667

STAINLESS STEEL VALVE WITH LOCK MECHANISM

GISS

97/23/EC compliance: EC N°0035 or N°0036 - Hazard classification II

Ø	Ref.
1/4''	853551
3/8''	853552
1/2''	853553
3/4''	853554
1''	853555
1'' 1/4''	853556

Ø	Ref.
1'' 1/2''	853557
2''	853558
2'' 1/2''	853559
3''	853560
4''	853561



DECOMPRESSION VALVE

GISS

PTFE seat reinforced with 15% fiberglass

Ø	Ref.
1/4''	853545
3/8''	853546
1/2''	853547

Ø	Ref.
3/4''	853548
1''	853549



SPHERE VALVES 3 PARTS INOX F/F

GISS

The sphere valves 3 removable parts - 316 Stainless Steel - Lockable - Maximum pressure 64 bar at 40°C

Ø	Ref.
1/4''	867824
3/8''	867825
1/2''	867826
3/4''	867827

Ø	Ref.
1''	867828
1''1/4	867829
1''1/2	867830
2''	867831



MINI BALL VALVE – FEMALE/FEMALE

GISS

Max operating pressure 16 Bars at 90°C.

Ø	Ref.
1/4''	735780
3/8''	735781
1/2''	735782



MINI BALL VALVE – MALE/FEMALE

GISS

Max operating pressure: 16 bars at 90°C

Ø	Ref.
1/4''	867811
3/8''	867812
1/2''	867813



PTFE SEAL THREAD FILM TAPE

GISS

Width	Ref.
12 mm	829190
19 mm	829191



GISS



HOSE BARB - EXPRESS COUPLING

Symmetrical half-couplings used for water and air applications complying with the NF E-29-573 standard
Manufactured from a hot stamped brass bar.
NBR seal. Distance between the claws: 41 mm. PMS: 10 bars.

Ø	Ref.
6 mm	829150
7 mm	829151
8 mm	829152
9/10 mm	829153
11 mm	829154
13 mm	829155
16 mm	829156
19 mm	829157
22 mm	829158
25 mm	829159
30 mm	829160

GISS



FEMALE - EXPRESS COUPLING

Symmetrical half-couplings used for water and air applications complying with the NF E-29-573 standard
Manufactured from a hot stamped brass bar.
NBR seal. Distance between the claws: 41 mm. PMS: 10 bars.

Ø	Ref.
1/4''	829134
3/8''	829135
1/2''	829136
3/4''	829137
1''	829138
1'' 1/4''	829139

GISS



MALE - EXPRESS COUPLING

Ø	Ref.
1/4''	829143
3/8''	829144
1/2''	829145
3/4''	829146
1''	829147
1'' 1/4''	829148

GISS



PLUG - EXPRESS COUPLING

Symmetrical half-couplings used for water and air applications complying with the NF E-29-573 standard
Manufactured from a hot stamped brass bar.
NBR seal. Distance between the claws: 41 mm. PMS: 10 bars.

Ref.
829179

GISS



BLACK SEAL

Nitrile.
Internal diameter 23mm / ext. 34mm. Thickness: 10mm.

Ø	Ref.
23 mm	853563
16 mm	853565

Ø ext 34 mm

GISS



STAINLESS STEEL FILTER

Suitable for all quick couplers

Ref.
853567

Ø 32 mm

HOSE CLAMP WITH GALVANISED STEEL CLAWS

NEW GISS

Section	Ref.
14 - 16 mm	880599
16 - 18 mm	880600
19 - 21 mm	880601
22 - 24 mm	880602
25 - 27 mm	880603
28 - 30 mm	880604
31 - 33 mm	880605
34 - 37 mm	880606
37 - 39 mm	880607



CAM FEMALE COUPLING TYPE A - ALUMINIUM

NEW GISS

Meets MIL-C 27487 or DIN 2828 standards

Dimensions	Ref.
3/4''	880609
1''	880610
1''1/4	880611
1''1/2	880612
2''	880613



CAM MALE COUPLING TYPE F - ALUMINIUM

NEW GISS

Meets MIL-C 27487 or DIN 2828 standards

Dimensions	Ref.
3/4''	880615
1''	880616
1''1/4	880617
1''1/2	880618
2''	880619



CAM HOSE TAIL COUPLING TYPE E - ALUMINIUM

NEW GISS

Meets MIL-C 27487 or DIN 2828 standards

Dimensions	Ref.
3/4''	880621
1''	880622
1''1/4	880623
1''1/2	880624
2''	880625



GISS NEW



CAM CAP TYPE DP - ALUMINIUM

Meets MIL-C 27487 or DIN 2828 standards

Dimensions	Ref.
3/4''	880627
1''	880628
1''1/4	880629
1''1/2	880630
2''	880631

GISS NEW



CAM FEMALE COUPLING TYPE D - ALUMINIUM

Meets MIL-C 27487 or DIN 2828 standards

Dimensions	Ref.
3/4''	880633
1''	880634
1''1/4	880635
1''1/2	880636
2''	880637

GISS NEW



CAM MALE COUPLING TYPE B - ALUMINIUM

Meets MIL-C 27487 or DIN 2828 standards

Dimensions	Ref.
3/4''	880639
1''	880640
1''1/4	880641
1''1/2	880642
2''	880643

GISS NEW



CAM HOSE TAIL COUPLING TYPE C - ALUMINIUM

Meets MIL-C 27487 or DIN 2828 standards

Dimensions	Ref.
3/4''	880645
1''	880646
1''1/4	880647
1''1/2	880648
2''	880649

CAPPED COUPLING TYPE DC NBR JOINT - ALUMINIUM

NEW GISS

Meets MIL-C 27487 or DIN 2828 standards

Dimensions	Ref.
3/4''	880651
1''	880652
1''1/4	880653
1''1/2	880654
2''	880655



NBR JOINTS FOR QUICK-RELEASE CONNECTORS TO CAMS

NEW GISS

Dimensions	Ref.
3/4''	880657
1''	880658
1''1/4	880659
1''1/2	880660
2''	880661



GISS



COMPRESSED AIR HOSE

Hose with excellent flexibility for the compressed air supply.
Coil of 25m.

Section	Ref.
6,3 mm	867032
8 mm	867033
9 mm	867034
10 mm	867035
12,7 mm	867036
16 mm	867037
19 mm	867038

Unit rate: one metre

GISS



PVC FOOD HOSE

PVC Food Hose in compliance with the European Regulation Reg. (EU) 10/2011 for simulants A-B-C-D2.
Excellent flexibility and anti-UV protection.
Coil of 25m.

Section	Ref.
6X12	867040
8X14	867041
10X16	867042
12X19	867043
16X22	867044
19X27	867045
25X34	867046
32X40	867047

Unit rate: one metre

GISS



GARDEN HOSE

6-layer water hose, covered with yellow PVC.
Second yellow anti UV layer.
4 Inner layers: 2 PVC and 2 inverted knits.
Anti-torsional reinforcement by inverted double knit, which allows the pipe to regain its original shape and avoid interruptions of the water flow.
Operating temperature:-15 ° to + 60°C
Available in 2 diameters and 2 lengths.
Made in France.

Diameter Ø (mm)	Length (mm)	Ref.
15	25	867049
15	50	867050
19	25	867052
19	50	867053

Unit rate: one metre

GISS NEW



AUTOMATIC REEL FOR COMPRESSED-AIR HOSE

Can be mounted on the wall, ceiling or on a cart. Automatic stop pawl for controlled rewinding of the hose (SSC)

Section	Length	1/4'' coupling	Pressure	Ref.
8x12 mm	12 m	NO	16 bar	853514
8x12 mm	12 m	YES	16 bar	853515
8x12 mm	15 m	NO	16 bar	880596
8x12 mm	15 m	YES	16 bar	880597

METAL REINFORCED HOSE FOR THE SUCTION AND TRANSFER OF LIQUID FOOD PRODUCTS

NEW GISS



PVC spiral hose with galvanized steel reinforcing spiral, smooth inside and outside.
Operating temperature -10 °C / + 65 °C. Phthalate content ≤ 0.1%.
In accordance with the European Directive Reg. (EU) 10/2011 for A-B-C-D1 stimulants.

Diameter Ø (mm)	Pressure (bar)	VACUUM (mH2O)	Length (m)	Ref.
16	8	9	30	880669
20	7	9	30	880670
25	6	9	30	880671
30	5	9	30	880672

Unit rate: one metre

SUCTION AND DISCHARGE HOSE FOR MEDIUM/ LOW PRESSURE LIQUID FOOD PRODUCTS

NEW GISS



PVC spiral hose smooth on the inside and pleated on the outside.
Operating temperature -10 °C / + 55 °C. Phthalate content ≤ 0.1%.
In accordance with the European Directive Reg. (EU) 10/2011 for A-B-C stimulants.

Diameter Ø (mm)	Pressure (bar)	VACUUM (mH2O)	Length (m)	Ref.
25	7	6	25	880674
30	7	6	25	880675
35	7	6	25	880676
40	6	6	25	880677
51	6	6	25	880678

Unit rate: one metre

GISS



INFLATING GUN

Compliant with European Directive 86/217/EC and AFNOR EN 12645

Ref.
867806

Ringed fitting for Ø7mm tube - 0,7 to 11 bars

How to choose



GISS



BACK MOUNTED PRESSURE GAUGE

Screwed to the back - ideal for FRL integration

Ø	Range of measurement	Ref.
40 mm	0-6 bars	867643
40 mm	0-10 bars	829131
50 mm	1-10 bars	829132

PRESSURE GAUGE ABS CASE VERTICAL COUPLING

GISS

1/4" brass gas coupler.

Ø	Range	Ref.
50 mm	0-10 bars	853504
63 mm	0-6 bars	853506
63 mm	0-10 bars	853507



PRESSURE GAUGE BOX STAINLESS STEEL - GYLCERINE

GISS

Stainless steel pressure gauges box and brass Bourdon tube
1/4'' Coupler
63 mm diameter
Glycerine is used to slow down the movement of the needle in dynamic application.

Range	Ref.
-1-0 bars	867652
0-1 bars	867645
0-2,5 bars	867646
0-4 bars	867647
0-6 bars	853509
0-10 bars	828986
0-16 bars	853510
0-25 bars	867648
0-60 bars	867649
0-160 bars	867650
0-250 bars	867651



PRESSURE GAUGE STAINLESS

GISS

Stainless box pressure gauges and stainless steel mechanism
Fitting 1/4" - 63 mm diameter
Delivered without glycerine

Ø	Range of measurement	Ref.
63 mm	-1-0 bars	867656
63 mm	0-6 bars	867654
100 mm	0-6 bars	867658
63 mm	0-10 bars	867655
100 mm	0-10 bars	867659
100 mm	0-16 bars	867660
100 mm	0-25 bars	867661



GLYCERINE FLASK

GISS

Glycerine flask intended for dry pressure gauges - suitable for a pressure gauge up to a diameter of 100 mm

Ref.
867663





Adhesives and fasteners





GLUES 426
INSTANT BONDING 431
THREADLOCKING 436
RETAINING 439



SEALANTS 441
MASTICS-COLLES 442
APPLICATOR GUNS 445



EXPANDING FOAM-GLUES 446



ADHESIVES 447
PACKAGING AND MASKING TAPES 448
MASKING AND DOUBLE SIDED TAPES 449
OTHER TAPES 450



COLLARS 451
ADDED TAPE BAND COLLARS 452
FULL BAND COLLARS 453
FULL BANDED COLLARS - WING - GUDGEON 454
SETS 455
NYLON COLLARS 456



RIVETING PLIER - RIVETS 457



FASTENER 459
FASTENER 459
CHEMICAL FIXING 460



SETS 461
STEEL SETS 461
STAINLESS STEEL SETS 468
TECHNICAL SETS 470
VARIOUS SETS 471



GISS ADHESIVES are RoHs compliant and to the new Directives ReaCH. It also meets the requirements of the standard ISO/TS 16949 (become IATF 16949).All our glues are from German manufacture.

The glue range **GISS ADHESIVES** exists in anaerobic formula and cyanoacrylate. It is characterized by the HIGH STABILITY of its formulas. Indeed:

Anaerobic. there is no settling in the bottle. the product remains perfectly homogeneous. which is very important for the success of your application.

Cyanoacrylate. the protocol of the manufacturing process passes by a triple distillation of the glue in order to obtain a stability among the best in the world.

TO EVERY NEED. ITS SOLUTION

The glue range **GISS ADHESIVES** revolves around 5 main applications:

- Instant bonding
- Sealing of gasket planes
- Threadlocking
- Threading assembly
- Fastener

You want a strong instant glue
You want to apply on various materials such as metal, rubber, wood, paper, cardboard, leather…

Choose CYANO-U ›



You want a multi-use glue
You want to apply on plastic, elastomers, metal and wood

Choose CYANO-L ›



You want to apply on metal, plastics, rubber, wood and porous materials

Choose CYANO-G ›



You want a glue with special formulation for metal/metal, metal/rubber and metal/plastic bonding

Choose CYANO-M SPECIAL METALS ›



You want an extremely fast adhesive for acid surfaces: wood, paper, cardboard, leather ...

Choose CYANO-A SPECIAL ACID SURFACE ›



You want an extremely fast adhesive for elastomers (EPDM). plastics (ABS)

Choose CYANO-P SPECIAL PLASTIC/ELASTOMER ›



You want an extremely fast adhesive for elastomers and plastics
Ideal for important clearances.

Choose CYANO-HV HIGH VISCOSITY ›



You want an adhesive for bonding Metal/Metal and Metal/Rubber or Plastic
The peeling. moisture and shock resistance criterion is very important.
You would like a large temperature range

Choose CYANO-HT HIGH TECH ›



SEALING OF GASKETING PLANES

You would like to paste on the machined or rough gasket planes
You need a immediate sealing at low pressure

Choose SEALING SURFACE LEAKTIGHT GEL ›



THREADLOCKING

You must ensure sealing of tubes. threaded metal fittings
You need an easy disassembly of parts

Choose LEAKTIGHT THREAD and LEAKTIGHT THREAD GEL - F10 ›



(See notice)

You want a sealing on the coarse fittings
You do not need to take any risk of duct obstruction

Choose THREAD LEAK-TIGHT ›



You want small metal fittings sealing
You must seal the threaded connections of the hydraulic and pneumatic circuits

Choose THREAD LEAK-TIGHT FINE ›



THREADING ASSEMBLY

You want to assemble low stressed joints or work on low strength metals: aluminium. brass ...
You must be able to ensure a disassembly of the threads of the small precision screws

Choose LOW STRENGTH THREAD LOCK ›



Are you looking for a product suitable for all metals with a medium resistance
The product must allow disassembly with normal tooling

Choose MEDIUM STRENGTH THREAD LOCK - FF14 ›



(See notice)

You need an application making definitive the assembly of the screws, studs…

Choose HIGHT STRENGTH THREAD LOCK - FF16 ›



FASTENING

You want to fasten the cylindrical parts with a weak clearance: bearings, bushes, pinions, shafts, pulleys…
The chosen product must be tolerant to oils

Choose GEL - FF12 ROLLING FASTENER ›



(See notice)

Are you looking for a effective cylindrical parts attachment
The product chosen must ensure high resistance to the axial and radial constraints.

Choose ROLLING FASTENER BLOCK ›



You are looking for a fixing product for cylindrical parts where disassembly is necessary with a large clearance (up to 0.30 mm)

Choose ROLLING FASTENER PLUS ›



A FEW TIPS

Choose your glue well

GISS GLUES consisting of anaerobic adhesives (glues which polymerize in the absence of air) and cyanoacrylate glues.
The surfaces to be glued must be clean, dry and no traces of grease must be present
It is important to ask the following questions:
- What is the support material you would like to glue?
- What are my constraints (bonding time, number of elements to paste…)?
- What are the external conditions (setting time, temperature, …)?
- What are the working environment constraints ?
- What will I use to clean the part that I will paste?

Choose well your applicator

In order to provide you with maximum efficiency, we have developed gel pump products.
The gel pump provides a large number of benefits:
- Safety: No contamination of the product.
- Practical: Works in all positions at 360°.
- Economical: Accurate dosing. Does not drip.
- Effective: Faster to apply than a stick which can only be applied by friction.

HOW TO CHOOSE YOUR INSTANT BONDING?

Which support?	Supports	Advantages	Consistence	Which product?	Ref.
All supports	- Plastic - Elastomer - Metal - Wood - Rubber . Leather - Carton	Powerful instant glue	Liquid	CYANO U	854234 854236
		Allows use even on small parts	Liquid	CYANO L	735764
		Allows for vertical bonding and to fill large clearances	Gel	CYANO G	735766
		Special glue for high temperature and shocks	Liquid	CYANO HT	829209
Metals	- Metal/ Metal - Metal/Rubber - Plastic metal	Special formulation particularly reliable for this type of use	Liquid	CYANO M	829207
Acidic surfaces	- Wood - Paper - Carton . Leather	Extremely fast adhesive comprising an accelerator	Liquid	CYANO A	829203
Plastic/ Elastomer	- EPDM - ABS	Adhesive extremely fast on elastomers	Liquid	CYANO P	829201
		High viscosity. ideal in case of large clearances	Liquid	CYANO HV	829205
Complementary products		Accelerates the polymerisation of cyanoacrylate adhesives.		GLUE ACTIVATOR	829218
		Accurate dispensing of the glue		DISPENSING NEEDLE	844022
		Perfectly cleans your surfaces before bonding		GISS FLASH TX1	845166
		Pour la préparation et le nettoyage des surfaces avant collage		PREPARATEUR DE SURFACE SC500	879672

HOW TO CHOOSE YOUR SEALANT?

	Use	Advantages	Packaging	Consistence	Which product?	Ref.
Sealing of threading	Used or new gasketing planes	- Usable with one hand - Total Extrusion avoiding losses - Precise application	Syringe	Paste	GASKET PLANES SEALING GEL	829228
	The tubes and threaded couplings	- Usable with one hand - 50% more product with respect to commonly used bottles.	Accordion bottle	Thick	FILETANCHE	736000
	Metal threaded couplings	- No drip even in vertical position - Operates at 360° - Dispensing nozzle for more precision. - High viscosity in case of large clearances	Pump	Gel	FILETANCHE GEL	840437
	Thin threaded couplings	- Easy to use on all hydraulic couplings. tires and all couplings in general	Pipe	Liquid	ETANCH'FILET	829240
	- Threaded connections as well as small fittings. - Metal couplings	- Low viscosity adapted to small parts	Bottle	Liquid	ETANCH'FILET FIN	796837

Choice of packaging for precise adaptation to your own use

Which clearance on your parts = high or low viscosity

HOW TO CHOOSE YOUR THREADLOCKING ?

	Force	Supports	Disassembly	Advantages	Packaging	Consistence	Which product?	Ref.
Threading assembly	WEAK	- Low stressed screw or low resistance metals.	Easy disassembly	Ideal for the assembly of small parts	Bottle	Liquid	WEAK LOCKING	735992
	MEDIUM	- All metals	Disassembly possible with normal tooling	Ideal for the assembly of small parts	Bottle	Liquid	MEDIUM LOCKING	735994
				- No drip even in vertical position - Operates at 360° - Dispensing nozzle for more precision	Pump	Gel	MEDIUM LOCKING GEL FF14	840475
	STRONG	- High assembly resistance	For threading that normally will not be dissembled	Ideal for the assembly of bolts and studs	Bottle	Liquid	STROG BLOC-KAGE	735996
				- No drip even in vertical position - Operates at 360° - Dispensing nozzle for more precision	Pump	Gel	STRONG LOCKING GEL FF16	840477
Binding of bearings. bushings. pinions. shafts…	STRONG	- For cylindrical parts with small clearance.	For parts that normally will not be dissembled	High resistance. low clearance. Tolerant to oils.	Bottle	Liquid	FIX ROUL	735998
				- No drip even in vertical position - Operates at 360° - Dispensing nozzle for more precision	Pump	Gel	FIX ROUL GEL FF12	840473
		- For cylindrical parts with high resistance to the axial and radial constraints	Disassembly is possible by slightly heating	Ideal for the assembly of bearings pulleys.rings. inserts. pinions. Resistant up to 200°C	Bottle	Liquid	FIX ROUL BLOC	829238
		- For cylindrical parts with large clearance					FIX ROUL BLOC PLUS	829236

This is what makes it **different from others**

CONSIDER ITS EASE OF USE



Ready for use



Dispensing needle for very precise application



Drip-stop system

Never clogs

Our bottle compresses more easily. which improves the use of your **GISS** cyanoacrylate

CYANO - U
INSTANT CYANOACRYLATE BOND

GISS

Triple distillation, high stability, containing a setting accelerator.
Applications: Universal instant-grip glue.
For the gluing of metals, rubber, wood, paper, cardboard, leather, ceramics and all plastics (except PP/PE/SILICONE)
Color: Colorless
Characteristics:
Viscosity: 45 to 65 mPa.s
Temperature resistance after polymerization: -55°C to +95°C
Setting time: instantaneous even on acid surfaces such as paper, wood, cardboard, leather, metal, rubber, rubber...
Tensile strength on NBR: 65 N/cm²
Shear resistance on steel: 11-20 N/mm²
2 Types of Packaging:
Pipette 3g in bulk cardboard per unit
Pipette 3g in blister pack per unit
Open nozzle, ready to use (no need to drill, or use cutter)
This pipette allows the use of the 3g.
German made.





Type	Viscosity	Volume (g)	Ref.
Tube	45 to 65 mPa.s	3	854236

Type	Viscosity	Volume (g)	Ref.
Blister	45 to 65 mPa.s	3	854234

\+ Extra flexible pipette with an anti-clogging and anti-drip needle cap for precise glue application

GISS



CYANO-L
LIQUID CYANOACRYLATE BOND

Applications: Quick setting, colourless all-purpose glue. Good resistance on plastics, hard elastomers, metal, wood, etc.
Colour: Colorless.
Characteristics:
Viscosity at 25°C 80 to 120 mPa.s
Temperature resistance after polymerization: -55°C to +95°C
Setting time: 2 to 60 s depending on the brackets.
Tensile strength on NBR: 64 N/cm²
Shear resistance on steel: 18,5 N/mm²
Packaging: 20g vial.
Its measuring tip is directly screwed onto the thread of the vial.
German made.

Viscosity	Volume (g)	Ref.
80 to 120 mPa.s	20	735764

+ Possible use of the entire content of the bottle - Needle cap

GISS



CYANO-G
CYANOACRYLATE GEL BOND

Applications: Colourless, fast-setting, non-dripping gel glue.
Multi-Purpose Gel for metal, plastic, rubber, wood and porous materials, foam, cork, leather.
Allows vertical bonding and filling of large gaps (up to 1 mm with activator).
Colour: Colorless.
Characteristics:
Viscosity at 25°C Gel
Temperature resistance after polymerization: -55°C to +95°C
Setting time: 2 to 120 s depending on the support.
Tensile strength on NBR: 82-100 N/mm²
Shear resistance on steel: 10 to 15 N/mm²
Packaging: 20g vial
German made.

Instruction for use: Cap down, shake the bottle several times to direct the glue towards the pouring spout.

Viscosity	Volume (g)	Ref.
Gel	20	735766

+ Does not drip, ideal on vertical or inclined surfaces

GISS



CYANO-M CYANOACRYLATE BOND - CYANO - SPECIAL BOND FOR METALS

Applications: Special Formulation for metal/metal, metal/rubber and metal/plastic bonding.
Colour: Colorless.
Characteristics:
Ethyl-based.
Viscosity: 70 to 110 mPa.s
Temperature resistance after polymerization: -55°C to +95°C
Metal (steel) setting time: 20-35s
Plastic setting time (ABS): 4-6s
Elastomer setting time (EPDM): 3-6s
Tensile strength on NBR: 62N/cm²
Shear resistance on steel: 20.1n/mm²
Packaging: 20g vial
German made.

Viscosity	Volume (g)	Ref.
70 to 110 mPa.s	20	829207

+ Extra flexible bottle

CYANO-A
CYANOACRYLATE BOND - FOR ACID SURFACES

GISS

Applications: Extremely fast adhesive.
Especially suitable for acidic surfaces such as wood, paper, cardboard, leather...
Colour: Colorless.
Characteristics:
Ethyl-based.
Viscosity: 90 to 140 mPa.s
Temperature resistance after polymerization: -55°C to +80°C
Plastic setting time (ABS): 1-3s
Elastomer setting time (EPDM): 1-3s
Wood Setting Time: > 40 s
Tensile strength on NBR: 65N/cm²
Shear resistance on steel: 21N/mm²
Packaging: 20g vial
German made.

Viscosity	Volume (g)	Ref.
90 to 140 mPa.s	20	829203



+ Extra soft bottle
Contains a specific accelerator

CYANO-P
CYANOACRYLATE BOND - FOR PLASTICS/ELASTOMERS

GISS

Applications: Extremely fast adhesive on elastomers (EPDM), plastics (ABS). Low viscosity, very good ageing resistance.
Colour: Colorless.
Characteristics:
Ethyl-based.
Viscosity: 15 to 30 mPa.s
Temperature resistance after polymerization: -55°C to +95°C
Steel setting time: 20-35s
Plastic setting time (ABS): 3-5s
Elastomer setting time (EPDM): 1-3s
Wood Setting Time: > 60s
Tensile strength on NBR: 66 N/cm²
Shear resistance on steel: 18.5 N/mm²
Packaging: 20g vial
German made.

Viscosity	Volume (g)	Ref.
15 to 30 mPa.s	20	829201



+ Low viscosity

CYANO-HV
CYANOACRYLATE HIGH VISCOSITY BOND

GISS

Applications: Ultra fast, universal, high-performance adhesive for bonding elastomers and plastics. Durability and increased bonding strength.
Ideal in case of large clearance.
Colour: Colorless.
Characteristics:
Ethyl-based.
Viscosity: 800 to 1200 mPa.s
Temperature resistance after polymerization: -55°C to +95°C
Metal (steel) setting time: 25-45s
Plastic setting time (ABS): 5-7s
Elastomer setting time (EPDM): 3-5s
Wood Setting Time: > 60 s
Tensile strength on NBR: 63N/cm²
Shear resistance on steel: 12-22N/mm²
Packaging: 20g vial
German made.

Viscosity	Volume (g)	Ref.
800 to 1200 mPa.s	20	829205



+ Ideal in case of large clearance.

GISS



CYANO-HT
HIGH TECH CYANOACRYLATE BOND

Applications: Special High Temperature and Shock glue.
Particularly resistant to peeling, moisture and shocks.
Metal/metal and metal/rubber or plastics bonding.
Colour: Black.
Characteristics:
Loaded ethyl Base.
Viscosity: 1900 to 2900 mPa.s
Temperature resistance after polymerization: -55°C to +140°C
Metal (steel) setting time: 50-80s
Plastic setting time (ABS): 7-13s
Elastomer setting time (EPDM): 9-12s
Wood Setting Time (Beech): > 40s
Tensile strength on NBR: 61N/cm^2
Shear resistance on steel: 28N/mm^2
Packaging: 20g vial
German made.

+ Excellent moisture, temperature, peel and shock resistance

Viscosity	Volume (g)	Ref.
1900 to 2900 mPa.s	20	829209

GISS



DISPENSING NEEDLE

Use on a bottle of cyanoacrylate glue.
Allows accurate application of the adhesive.
Pack of 10 needles.
German made.

Number of pieces	Diameter (mm)	Length (mm)	Ref.
10	1	41,6	844022

PERSONAL PROTECTIVE EQUIPMENT

› SEE PAGE 1039



G-MIRAGE safety glasses Ref. 840356

› SEE PAGE 1052



Folding masks G-AIR Ref. 733438

› SEE PAGE 1073



G-NITRILE powdered disposable gloves Ref. 844944

› SEE PAGE 1140



Disposable G-PRO 1 coverall Ref. 848142

NEW

GISS

SC500 SURFACE CLEANER

Quick drying cleaner and degreaser.
Leaves no film or residue. Orange fragrance.
Uses: For multi-purpose cleaning of parts. It is ideal for surface preparation before bonding.
Compatible with metal, glass, rubber, and most plastics * and painted surfaces.

**When used on plastics or varnishes, carry out preliminary compatibility tests*

Capacity (ml)	Ref.
500	879672



\+ 50% of the success of a bonding process is dependent on the preparation of the surface

CYANOACRYLATE ADHESIVE ACTIVATOR

GISS

Applications: Accelerates the polymerization of GISS Cyanoacrylate Adhesives.
Recommended in the following cases: unfavorable environment.
(dry, cold atmosphere), to fill important gaps, for the use of of inactive materials.
Before gluing: apply the GISS activator on a single surface and wait for evaporation, then place the GISS Cyanoacrylate Adhesive on the other non-activated surface, quickly assemble the 2 substrates and allow them to polymerize.
After gluing: In order to keep the smooth surface of the cord, spray the activator at a distance of about 30 to 40 cm.
Colour: Colorless.
Characteristics:
Viscosity at 20°C: 1 mPa.s
Evaporation time at 20°C: < 30 sec
Activity duration on part: 2 mn
Packaging: Spray 200 ml
German made.

Viscosity	Capacity (ml)	Ref.
1 mPa.s	200	829218



\+ 25% more content than commonly available sprays

GISS



+ A syringe of product can be used to make an 8 meter cord

SEALING GEL FOR SEALING GASKET SURFACES

Applications: Usable for machined or rough gaskets.
Immediate low pressure sealing.
Colour: Red.
Characteristics:
Base: anaerobic adhesive (dry in the absence of air and metal).
Viscosity: 30000 to 50000 mPa thixotropic (gel). Temperature resistance after polymerization: -50°C to + 150°C. Setting Time M10 Steel screw: 15-30mn
Setting time M10 Brass bolt: < 10mn
Maximum clearance: 0,50 mm; Final Resistance: 12 hours.
Breakaway torque, loose connection (standard DIN 54452): 6-13 Nm
Shear strength (DIN 54452): 6-13 N/mm²
Packaging: 25 g Syringe
German made.



Advantages of the GISS syringe:
-Usable with one hand
-No product loss (full extrusion).
-Does not dry in the open air.
-No risk of clogging, such as silicone, because of product overflow.

Viscosity	Volume (g)	Ref.
30000 to 50000 mPa.s	25	829228

GISS



+ Vial of 75 grams

FILETANCHE THREADLOCKING

Applications: Approved product according to Gaz DIN DVGW EN 751-1 standard.
Sealing of pipes and threaded fittings. Replaces threads, tapes and gasket pastes.
Allows easy dismantling of parts.
Characteristics:
Base: Anaerobic adhesive. Viscosity: 24000 MPa (Thixotropic).
Temperature resistance after polymerization: -50°C to +150°C
Setting time on M10 steel screw: 15-30 min
Setting time: 1 to 3 hours. Final resistance after 3 to 6 hours.
Maximum clearance: 0.4 mm
Breakaway torque, free assembly according to DIN 54454: 20 Nm
Shear strength according to DIN 54452: 6 -13 N/mm²
Burst pressure resistance of the coupling after total polymerization.
Packaging: 75 g accordion bottle
German made.

Viscosity	Volume (g)	Ref.
24000 mPa.s	75	736000

GISS



+ Complete use of the product - No gel waste during application as there is no need to scrub to apply the gel.

GEL PUMP FF10 FILETANCHE THREADLOCKING

Applications: Approved product according to Gaz DIN DVGW EN 751-1 standard. For metal threaded fittings sealing. High viscosity Gel. Non-dripping Thixotropic, even in vertical position. Its thixotropic formula allows an adequate distribution of the product between the pieces to be glued for a perfect hold. Ideal for maintenance and repair. Usable on gas, drinking water, hydraulic fluids, compressed air.
Colour: Yellow.
Features of the gel pump: Highly precise dosing at the touch of a finger. The adhesive can be applied at the precisely chosen location without the risk of leakage. Ideal for places that are difficult to access. Works in all positions at 360°
Characteristics:
Base: Anaerobic adhesive. Viscosity: 17000 to 25000 mPa.s
Temperature resistance after polymerization: -50°C to +150°C
Resists burst pressure of the coupling after complete drying.
Maximum thread diameter: 3 / 16 mm
Packaging: 35 g Bottle - 100% recyclable. Pump with applicator nozzle.
German made.

Viscosity	Volume (g)	Ref.
17000 to 25000 mPa.s	35	840437

ETANCH' FILET THREADLOCKING

GISS

Applications: Effective sealing on all fine threaded fittings.
Resistance class: Low.
Easy to use on all hydraulic, pneumatic and general fittings. No risk of clogging the ducts.
Colour: White.
Characteristics:
Base: Anaerobic adhesive. Maximum Thread Size: 3"
Waterproofing: Resists burst pressure of the coupling after total polymerization. Viscosity: 6000 to 9000 mPa.s
Temperature resistance after polymerization: -50°C to +150°C
Setting time on M10 steel screw: 15-30mn
Setting time M10 Brass bolt: < 10mn
Final strength: 12 hours. Maximum clearance: 0.4 mm
Shear strength (DIN 54452): 5-10N/mm²
Packaging: 50g Tube
German made.

Viscosity	Volume (g)	Ref.
6000 to 9000 mPa.s	50	829240



+ Possible re-clamping during installation.
No risk of clogging the ducts

ETANCH'FILET THIN THREADLOCKING

GISS

Applications: Single-component resin for sealing threaded connections of hydraulic and pneumatic circuits, as well as small connections in industrial environments.
Only works on metal fittings.
Colour: Brown.
Characteristics:
Base: Anaerobic adhesive. Sealing up to 19 mm (3/4"). Viscosity: 300 to 500 mPa.s
Temperature resistance after polymerization: -50°C to +150°C
Setting time on M10 steel bolt: 15 to 30 minutes.
Setting time on M10 brass bolt: < 10 minutes.
Final strength after 24 hours.
Maximum clearance: 0.4 mm
Maximum screw diameter: M26
Breakaway torque, free assembly according to DIN 54454: 15Nm
Shear strength (DIN 54452): 14Nm/mm².
Packaging: 50g bottle
German made.

Viscosity	Volume (g)	Ref.
300 to 500 mPa.s	50	796837



+ Operational temperature in °: -50 to + 150 °C

LOW STRENGTH THREADLOCKING

GISS

Applications: Low stress fittings assembly.
Vibration resistant.
Allows easy disassembly of small precision screws threads.
Colour: Purple.
Characteristics:
Base: Anaerobic adhesive. Viscosity: 250 to 500 mPa.s
Temperature resistance after polymerization: -50°C to +150°C
Setting time on M10 brass bolt: < 10 min
Setting time on M10 steel screw: 15-30 min
Final strength after 24 hours.
Maximum screw diameter: M36.
Breakaway torque, free assembly according to DIN 54454: 4 to 12 Nm
Shear strength according to DIN 54452: 4 to 6 N/mm²
Packaging: 50g bottle
German made.

Viscosity	Volume (g):	Ref.
250 to 500 mPa.s	50	735992



+ Ideal on low strength metals: aluminum, brass...

GISS



MEDIUM STRENGTH THREADLOCKING

Applications: Universal braking product.
Average strength, removable with normal tooling.
Colour: Blue.
Characteristics:
Base: Anaerobic adhesive.
Viscosity: 600 to 1200 mPa.s
Temperature resistance after polymerization: -50°C to +150°C
Setting time on M10 brass bolt: < 10 min
Setting time on M10 steel screw: 15-30 min
Final strength after 24 hours.
Maximum screw diameter: M36.
Breakaway torque, free assembly according to DIN 54454: 10 to 16 Nm
Shear strength according to DIN 54452: 10 to 20 N/mm²
Packaging: 50g bottle
German made.

Viscosity	Volume (g)	Ref.
600 to 1200 mPa.s	50	735994

\+ Single-component product resists loosening of parts under vibration stress

GISS



GEL PUMP FF14
MEDIUM STRENGTH THREADLOCKING

Applications: Non dripping Thixotropic gel, even in vertical position.
Its thixotropic formula allows an adequate distribution of the product between the pieces to be glued for a perfect hold.
Normal thread locking on all metals.
Colour: Blue.
Features of the gel pump: Highly precise dosing at the touch of a finger.
The adhesive can be applied at the precisely chosen location without the risk of leakage.
Ideal for places that are difficult to access.
Works in all positions at 360°
Characteristics:
Base: Anaerobic adhesive.
Viscosity: 20000 to 30000 mPa.s
Resistance class: Medium
Temperature resistance after polymerization: -50°C to +150°C
Max Screw Diameter: M50.
Packaging: 35 g Bottle - 100% recyclable.
Pump with applicator nozzle.
German made.

Viscosity	Volume (g)	Ref.
20000 to 30000 mPa.s	35	840475

\+ No gel waste during application as there is no need for scrubing before applying the gel.

GISS



HIGH STRENGTH THREADLOCKING

Applications: Definitive assembly of screws, studs, etc.
For threads not normally to be dismantled.
Colour: Green.
Characteristics:
Base: Anaerobic adhesive.
Viscosity: 500 to 800 mPa.s
Temperature resistance after polymerization: -50°C to +150°C
Setting time on M10 brass bolt: <10 min
Setting time on M10 steel screw: 15-30 min
Final strength after 12 hours.
Maximum screw diameter: M20.
Breakaway torque, free assembly according to DIN 54454: 20 to 30 Nm
Shear strength according to DIN 54452: 15 to 22 N/mm²
Packaging: 50g bottle
German made.

Viscosity	Volume (g)	Ref.
500 to 800 mPa.s	50	735996

\+ Suitable for permanent locking of studs and bolts

GEL PUMP - FF16
HIGH STRENGTH THREADLOCKING

GISS

Applications: Non dripping Thixotropic gel, even in vertical position.
Its thixotropic formula allows an adequate distribution of the product between the pieces to be glued for a perfect hold.
Suitable for permanent locking of studs and bolts.
Colour: Red.
Features of the gel pump: Highly precise dosing at the touch of a finger.
The adhesive can be applied at the precisely chosen location without the risk of leakage.
Ideal for places that are difficult to access.
Works in all positions at 360°
Characteristics:
Base: Anaerobic adhesive. Viscosity: 15000 to 25000 mPa.s.
Resistance class: Strong.
Temperature resistance after polymerization: -50°C to +150°C
Strong thread lock.
Max Screw Diameter: M50.
Packaging: 35 g Bottle - 100% recyclable.
Pump with applicator nozzle.
German made.

Viscosity	Volume (g)	Ref.
15000 to 25000 mPa.s	35	840477



\+ Its applicator nozzle prevents contamination of the product

FIX ROUL
RETAINING CYLINDRICAL FITTINGS AND PARTS

GISS

Applications: Fastening of bearings, rings, pinions, shafts, etc...
Can be used to increase the existing concept strength.
Colour: Green.
Characteristics:
Base: Anaerobic adhesive.
Viscosity: 120 to 190 mPa.s
Temperature resistance after polymerization: -50°C to +150°C
Final strength after 12 hours.
Maximum clearance: 0.04 to 0.13 mm
Breakaway torque, free assembly according to DIN 54454: 25 to 43 Nm
Shear strength according to DIN 54452: 21 to 38 N/mm²
Packaging: 50g bottle
German made.

Viscosity	Volume (g)	Ref.
120 to 190 mPa.s	50	735998



\+ Tolerant to oils 100% contact at the interface for uniform stress distribution

FIXROUL GEL PUMP - FF12
CYLINDRICAL FITINGS AND AND PARTS

GISS

Applications: Non dripping Thixotropic gel, even in vertical position.
Its thixotropic formula allows an adequate distribution of the product between the pieces to be glued for a perfect hold.
Fixing of cylindrical elements: inserts, sleeves, bushings, bushes, pulleys, bearings.
Colour: Green.
Features of the gel pump: Highly precise dosing at the touch of a finger.
The adhesive can be applied at the precisely chosen location without the risk of leakage.
Ideal for places that are difficult to access. Works in all positions at 360°
Characteristics:
Base: Anaerobic adhesive.
Resistance class: Strong. Viscosity: 14000 to 20000 mPa.s
Admissible clearance: 0.10 to 0.30 mm
Temperature resistance after polymerization: -50°C to +150°C
Packaging: 35 g Bottle - 100% recyclable. Pump with applicator nozzle.
German made.

Viscosity	Volume (g)	Ref.
14000 to 20000 mPa.s	35	840473



\+ Complete use of the product

GISS



FIXROUL BLOC
RETAINING CYLINDRICAL FITTING AND PARTS

Applications: Fixing of cylindrical elements: sleeves, rings, bearings, pulleys, inserts, bushings...
Colour: Green.
Characteristics:
Base: Anaerobic adhesive.
Resistance class: Strong.
Viscosity: 400 to 800 mPa.s
Temperature resistance after polymerization: -50°C to +200°C
Setting time on M10 steel screw: 15-30mn
Setting time on M10 brass bolt: < 10mn
Final strength: 24 hours.
Maximum clearance: 0.4 mm
Shear strength (DIN 54452): 25-44N/mm^2
Packaging: 50g bottle
German made.

Viscosity	Volume (g):	Ref.
400 to 800 mPa.s	50	829238

+ High and increased dynamic resistance to axial and radial stresses

GISS



FIXROUL BLOC +
RETAINING CYLINDRICAL FITTINGS AND PARTS

Applications: Particularly suitable for bearings mounted in their housings or shafts. Useful when you want to fill a gap.
Colour: Green.
Characteristics:
Base: anaerobic adhesive (dry in the absence of air and metal presence).
Resistance class: Strong.
Viscosity: 2200 to 3400 mPa.s
Temperature resistance after polymerization: -50°C to +200°C
Setting time on M10 steel screw: 60-90mn
Setting time M10 Brass bolt: < 10mn
Final strength: 24 hours.
Maximum clearance: 0.4 mm
Shear strength (DIN 54452): 26-45N/mm^2
Packaging: 50g bottle
German made.

Viscosity	Volume (g):	Ref.
2200 to 3400 mPa.s	50	829236

+ Strong resistance up to 200°C

› SEE PAGE 1020



Non-woven G-WIPE BLUE wipe Ref. 862419

	FILLING	WATER-TIGHTNESS			BONDING		All…		
	ACRYLIC	SILICONE			PU MASTIC GLUE	NEOPRENE TYPE	MS POLYMER		
		INDUSTRY/ BUILDING		HEALTHCARE					
GISS RANGE	GISS ACRYLIC **Ref. 715835**	GISS NEUTRAL SILICONE INDUSTRY **Ref. 735940 Transl Ref. 735941 white**	GISS NEUTRAL SILICONE BUILDING **Ref. 715833 Transl Ref. 715832 white**	GISS HEATHCARE SILICONE **Ref. 610335 Translucent Ref.610336 White**	GISS POLYURETHANE **Ref. 610340 white**	GISS MULTI-PURPOSE **Ref. 715839**	MS SEALANT **Ref. 846232**	MS SEALANT FASTER **Ref.847781**	MS SEALANT AQUA **Ref.847779**
Can be painted	+++	- -		- -	+	-	++	++	++
UV resistant	-	+		+	-	-	++	++	++
Withdraws after polymerisation	-	+		+	-	-	++	++	++
Can be used on wet supports	+	- -		- -	-	-	++	++	++
Bonding capacity	- -	-		-	+	+	++	++++	+++
Available translucent	-	++		++	- -	- -	-	-	++++
Fungicidal treatment	-	-		+	-	-	++	-	-
Mobility capacity	- -	+++		+++	+	-	++	+	+++
Application on materials	-	++		-	-	-	+++	+++	+++
Application on natural stones	-	-		-	-	-	+++	+	+
Application on mirrors	-	-		-	-	-	+++	-	-
Resistance saline mist	-	++		++	-	-	++	++	++

RECOMMENDATIONS

During the application of sealant, the supports must be clean, degreased and dry.
There are no special precaution to take when the outside temperature of the substrates is between 5 and 30° Celsius without rain, drizzle or fog.
During rejointing, think about the atmospheric conditions after the work. Favourable conditions during the day can deteriorate at night and cause damage to the sealant.

MS SEALANT

GISS

Colour: white.
Adhesive putty, ideal for gluing and gaskets.
Characteristics: Adhesion on all supports, even wet.
Odorless. Easy Extrusion (manual or pneumatic pistol).
Fungicide treatment. No solvent, no isocyanate, no halogen.
Can be painted with a aqueous-based paint.
No staining of joints on natural stone.
Uses:
Powder coating: 20 to 150°
Structural bonding in vibrating applications.
Sanitary joints, marble, limestone, metals, glass, wood.
Bonding of all materials on all substrates (even synthetics).
Base: 100% MS Polymer
Film coating: approx. 10 min
Curing speed (20°C/65% RH): 2 to 3 mm/24 h
Smoothing time: about 10 mn
Good chemical resistance to water, aliphatic solvents, acids.
Temperature Resistance: -40° to +90° C
Hardness: 40 +/- 5 shore A
Operating temperature: +5° to +35°C
Cartridge 290 ml

Capacity (ml)	Ref.
290	846232



+ All-in-one use - Flexibility of use



Fixing capacity 180kg/10cm²

GISS



Fixing capacity
220kg/10cm²



+ Invisible after gluing

MS SEALANT AQUA

Colour: Crystal.
Adhesive putty, ideal for gluing and joints, even on transparent surfaces (glass, plastic).
Characteristics: Base: 100% MS Polymer.
Adhesion on all supports, even wet. Odorless.
UV resistant.
Easy Extrusion (manual or pneumatic pistol).
No solvent, isocyanate or halogen.
Can be painted with a aqueous-based paint.
Uses:
Smoothing time: about 10 mn
Curing speed (20°C/65% RH): 2 to 3 mm/24h
Bonding of all materials on all substrates (even synthetics).
Structural bonding in vibrating applications.
Good chemical resistance to water, aliphatic solvents, acids.
Temperature Resistance: -40° to +90° C.
Hardness: 38 +/- 5 shore A.
Operating temperature: +5° to +35° C.
Cartridge 290 ml.

Capacity (ml)	Ref.
290	847779

GISS



Fixing capacity
320kg/10cm²



+ Fast curing and very high adhesion

MS SEALANT FASTER

Colour: White.
Adhesive putty, ideal for gluing and gaskets.
Characteristics: Base: 100% MS Polymer.
Universal bonding with an exceptional initial adhesion.
Adhesion on all supports, even wet. Odorless.
Easy Extrusion (manual or pneumatic pistol).
No solvent, no isocyanate.
Can be painted with a aqueous-based paint.
Uses:
Structural bonding in vibrating applications.
Bonding of all materials on all substrates (even synthetics).
Smoothing time: about 5 mn
Curing speed (20°C/65% RH): 3 mm/24 h.
Good chemical resistance to water, aliphatic solvents, acids.
Temperature Resistance: -40° to +90° C.
Hardness: 50 +/- 5 shore A.
Operating temperature: +1 to +35° C.
Cartridge 290 ml.

Capacity (ml)	Ref.
290	847781

GISS



MULTI-PURPOSE ADHESIVE SEALANT

Colour: White
Polychloroprene-based glue cartridge, known as neoprene.
Use:
- Assembly
- Renovation.
- Construction
Contents: 310 ml

Capacity (ml)	Ref.
310	715839

PU ADHESIVE SEALANT

GISS

Standard: ISO 11600

Colour: White
Excellent adhesion without primer.
Can be painted.
Deep Drying Time: About 24 hours.
Use:
- connection joints.
- expansion joints.
- bonding in steel construction or tiles.

Contents: 310 ml

snjf

Capacity (ml)	Ref.
310	610340



\+ Suitable for bonding and sealing exterior or interior seals

ACRYLIC FILLER

GISS

Standard: ISO 11600

For connecting masonry, frame or window in the exterior and interior.
Excellent grip
Deep Drying Time: About 24 hours.
Colour: White.
Smoothing time: 20 min
Setting time in T°: - 20°C to + 80°C
For use in prefabrication, crack removal, window frame connection for joinery sealing (joint with max. 15% amplitude).
Contents: 310 ml

snjf

Capacity (ml)	Ref.
310	715835



› SEE PAGE 649



High capacity diagonal cutting pliers
Ref. 847008

GISS



SANITARY SEALANT

For application in a humid environment.
Quick hold.
Smoothing time: 7 min
Setting time in T°: - 60 °C to + 180 °C
Use for bathtub joints, washbasins, sinks...
Contents: 310 ml

Colour	Capacity (ml)	Ref.
Translucent	310	610335
White	310	610336

+ Fungicide, mildew-resistant

GISS



NEUTRAL BUILDING SEALANT

Standard: ISO 11600

Hardness: 25 shore
Smoothing time: About five minutes.
Curing speed: 1.5 mm/24 hours.
For all connection and construction joints.
Contents: 310 ml

snjf

Colour	Capacity (ml)	Ref.
Translucent	310	715833
White	310	715832

GISS



NEUTRAL «INDUSTRY» SEALANT

For all connection joints.
Hardness: 25 shore
Smoothing time: About five minutes.
Curing speed: 1.5 mm/24 hours.
For all connection and construction joints.
Contents: 310 ml

Colour	Capacity (ml)	Ref.
Translucent	310	735940
White	310	735941

SEALANT GUN

GISS

Suitable for applying mastics and adhesives
For 310 ml cartridge

Ref.
248200



CARTRIDGE GUN

GISS

Length 225 mm. Aluminum Tube.
With Tip.
Can work with cartridges or pockets of 230 ml.

Product	Ref.
Gun	853512
Tip	862327



EXTRUSION CARTRIDGE GUN

GISS

For intensive use.
For all types of cartridges, including chemical cartridges.
Compatible with cartridges 150, 165 and 300 ml
Spray gun trigger with multiplier effect.

Ref.
853502



EASY SEALANT GUN

GISS

Extrusion gun without a push rod for use in cramped places and with no risk of discomfort to the user.
Trigger system provides reduced stress ratio at 1:10
Belt Clip on the back of the pistol.

Dimensions (mm)	Ref.
340 x 200	862111



\+ Without push rod.
Less discomfort during use

GISS



PU FOAM

Upside down use (upside down).
Expansion up to 50 times its initial volume.
Dust free drying: 20 to 25 min
Can also be used for filling hollow bodies.
For optimum expansion, moisten the support.
Contents: 750 ml

Capacity (ml)	Ref.
750	610342

\+ For insulation against cold, heat and noise

GISS



AD-1 - MULTI-PURPOSE GLUE

Fast setting for the glueing of papers, cardboard, fabrics, felt, wood, glass, etc...
Single or double sided adhesive depending on your use.
Odourless, chlorinated solvent free.
Does not stain.
Contents: 650 ml. Box of 12 aerosols.

Capacity (ml)	Ref.
650	829215

GISS



AD-2 - REPOSITIONABLE GLUE

Allows multiple repositioning before glueing to the specified location.
It makes most materials self-adhesive.
No chlorinated solvent.
Does not stain.
Contents: 650 ml. Box of 12 aerosols.

Capacity (ml)	Ref.
650	829242

\+ Not aggressive on paints, varnishes...

This is what makes it **different from others**

THE GISS TAPES RANGE

Main application	Application duration	Outdoor use	Operating temperature	Tear by hand	GISS	Article
Mounting/ assembly	Permanent		-40°C +70°C		633583	DOUBLE COATED FOAM TAPE
	Permanent		-30°C +70°C		633581	DOUBLE SIDED PVC TAPE 19 mm
	Permanent		-30°C +70°C		633582	DOUBLE SIDED PVC TAPE 50 mm
Masking	7 days		up to 80°C	●●	633574	SMOOTH MASKING TAPE (80°) 25 mm
	7 days		up to 80°C	●●	633575	SMOOTH MASKING TAPE (80°) 50 mm
Building masking	7 days	●	0°C +70°C	●●	633572	PVC TAPE
Packaging and closing	Permanent		up to 60°C		633570	PACKAGING TAPE POLYPRO
	Permanent		up to 50°C		633571	PACKAGING TAPE POLYPRO SILENT
Multi-use	Permanent	●	-10°C +75°C	●●	735944	MULTI PURPOSE ADHESIVE TAPE
Insulation/ Tracking	Permanent		0°C +90°C		633576	COLORED ELECTRICAL INSULATION TAPE
	Permanent		0°C +90°C		633577	BLACK ELECTRICAL INSULATION TAPE
Compounding	Permanent	●	-20°C +110°C	●	735953	ALUMINIUM TAPE

GISS



POLYPRO PACKAGING TAPE

Good adhesive properties.
Colour: Havana.
Thickness: 46 microns
Width: 50 mm - Length: 100 m

Ref.
633571

+ Resistant to moisture and chemical agents

GISS



POLYPRO SILENT PACKAGING TAPE

Good adhesive properties.
Colour: Havana.
Thickness: 46 microns
Width: 50 mm - Length: 100 m

Ref.
633570

+ Silent during unwinding -
Resistant to moisture and chemical agents

GISS



TAPE DISPENSER

Hand tape dispenser
For applying 50mm wide tape.

Ref.
636326

GISS



BUILDER PVC TAPE

Especially used for protective work before plastering or facade cleaning.
Water vapour and moisture resistance, highly conformable.
Width: 50 mm - Length: 33 m

Ref.
633572

+ Excellent waterproofness
Tear by hand

SMOOTH MASKING TAPE (80°C)

GISS

Use of masking during painting (industry, car bodywork).
Marking by writing on the back.
Temperature resistance: 100°C peak, 80°C continuously (1 hour). Length: 50 m
Can be removed cleanly.
Good adhesion of the paint on backing to avoid drips.

Width (mm)	Ref.
25	633574
50	633575



DOUBLE COATED FOAM TAPE

GISS

Fixing of objects on difficult surfaces such as polypropylene, polyethylene.
Width: 19 mm - Length: 10 m – Thickness: 1 mm

Ref.
633583



+ Very good resistance to UVs -
Good mechanical and thermal resistance

DOUBLE SIDED PVC TAPE

GISS

Double sided PVC. Long-lasting fixation on all supports (except mirror)
Acrylic Adhesive Mass – Length: 50 m

Width (mm)	Ref.
19	633581
50	633582



+ For permanent fixation -
Excellent ageing resistance

› SEE PAGE 706



Safety knife strap cutter Ref. 862015

GISS



+ Watertight
Tear by hand

MULTI PURPOSE TAPE

Multi-Purpose, for various repairs.
Excellent adhesion, flexible and souple.
Colour: aluminium grey.
PE coated fabric thickness: 40 / 25th
Width: 50 mm - Length: 25 m

Ref.
735944

GISS



+ Easy to shape -
Tearable by hand

ALUMINUM TAPE

For various joints.
Aluminum tape: 40 microns - Temperature resistance: 110°C.
Width: 50 mm - Length: 50 m
Easy to shape.
Hand shreddable.

Ref.
735953

GISS



ELECTRICAL INSULATION TAPE COLOURED

Standard: VDE, IMQ and BS3924 approved

PVC electrician tape.
Self-extinguishing.
Use for insulation, locating, fretting of cable harnesses, sealing of cable ends.
Width 15 m.
Length 10 mm
Thickness 15/100th
Set of 10 tapes.

Colour scheme	Ref.
Multicolor	633576
Black	633577

Unit rate: one package

› SEE PAGE 754



VDE insulated 1000V multi purpose cutting pliers 25° Ref. 840526

This is what makes it **different from others**

CLAMPS PURCHASING

APPLICATIONS	PRODUCTS
AIR WATER SUCTION	
PVC spiral supply	BA 8 W1, BA 14 W1, BA 8 W4, BA 13 W4
Metal Spiral supply	BA 14 W1, BA 13 W4
AIR WATER BACKFLOW	
Watering pipes	BA 8 W1, BA 14 W1, BA 8 W4, BA 13 W4
COMPRESSED AIR	
Industries. Garages. Building sites. Severe Use	BA 8 W1, BA 8 W4, CO W1
HYDROCARBONS OILS	
Intensive use of hydrocarbon	BA 14 W1, BA 13 W4
PULVERULENTS	
Food powder. Concrete. Sand. Cement	BA 14 W1, BA 13 W4, CT W1
GAS	
Welding material	CO W1
INDUSTRIES AND MECHANICAL ENVIRONMENTS	
Welding material	BP9/12 W1, BP9/12 W2, BP9/12 W4

BA 8 W1 BA 8 W1 PERFORATED STRAP -strap width 8 mm (GALVANIZED STEEL)

BA 14 W1 BA 14 W1 PERFORATED STRAP -strap width 14 mm (GALVANIZED STEEL)

BA 8 W4 BA 8 W4 PERFORATED STRAP -strap width 8 mm (STAINLESS STEEL)

CT W1 CT W1 Trunnion (GALVANIZED STEEL)

BA 13 W4 BA 13 W4 PERFORATED STRAP -strap width 13 mm (STAINLESS STEEL)

CO W1 CO W1 2 ears (GALVANIZED STEEL)

BP BP PLAIN STRAP - strap width 9 and 12 mm W1 (GALVANIZED STEEL) or W2 (STAINLESS STEEL) OR W4 (STAINLESS STEEL)

GISS



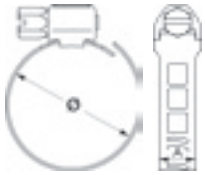

COLLAR WITH PERFORATED STRIP OF GALVANIZED STEEL - W1

Standard: NFE 27851

Perfect balance between the hood and screws.
Material: galvanized steel.
Use: All types of industries, plumbing...

NFE 27851

Clamping range Ø (mm)	Width A (mm)	Case	Ref.
10-16	8	100	734681
14-24	8	100	734682
18-28	8	100	734683
24-36	8	100	734684
25-45	8	50	734685
32-52	8	50	734686
40-60	8	50	734687
47-67	8	50	734688
62-82	8	50	734689
77-97	8	50	863347
92-112	8	50	863348
107-127	8	50	863349
122-142	8	50	863350
137-157	8	50	863351
14-22	14	50	734707

Clamping range Ø (mm)	Width A (mm)	Case	Ref.
18-28	14	50	734708
24-36	14	50	734709
25-45	14	50	734710
32-52	14	50	734711
40-60	14	50	734712
47-67	14	25	734713
62-82	14	25	734714
77-97	14	25	734715
92-112	14	25	863352
107-127	14	25	863353
122-142	14	25	863354
137-157	14	25	863355
152-172	14	25	863356
167-187	14	25	863357

GISS



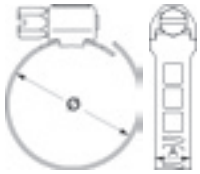

STAINLESS STEEL PERFORATED BAND COLLAR - W4

Standard: NFE 27851

Perfect balance between the hood and screws.
Material: Stainless steel strip 304.
Use: All types of industries, plumbing...

NFE 27851

Clamping range Ø (mm)	Width A (mm)	Case	Ref.
10-16	8	100	734724
14-22	8	100	734725
18-28	8	100	734726
24-36	8	100	734727
25-45	8	50	734728
32-52	8	50	734729
40-60	8	50	734730
47-67	8	50	734731
62-82	8	50	734732
77-97	8	50	734733
92-112	8	50	734734
107-127	8	50	734735
122-142	8	50	734736
137-157	8	50	734737
152-172	8	50	734738
167-187	8	25	734739
182-202	8	25	734740
197-217	8	25	734741
212-232	8	25	734742
227-247	8	25	734743

Clamping range Ø (mm)	Width A (mm)	Case	Ref.
242-262	8	25	734744
14-22	13	50	734745
18-28	13	50	734746
24-36	13	50	734747
25-45	13	50	734748
32-52	13	50	734749
40-60	13	25	734750
47-67	13	25	734751
62-82	13	25	734752
77-97	13	25	734753
92-112	13	25	734754
107-127	13	25	734755
122-142	13	25	734756
137-157	13	25	734757
152-172	13	25	734758
167-187	13	25	734759
182-202	13	25	734760
197-217	13	25	734761
212-232	13	25	734762
227-247	13	25	734763

GALVANIZED STEEL SOLID-STRIP COLLAR - W1

GISS

Standard: DIN 3017.1

Absolute dimensional tolerance thanks to the perfect balance between the belt cover and screws
Material: galvanized steel strip.
Use: General Industry, mechanical environments

DIN 3017.1



Clamping range Ø (mm)	Width A (mm)	Case	Ref.
10-16	9	100	734587
12-20	9	100	734588
16-27	9	100	734589
20-32	9	100	734590
25-40	9	50	734591
32-50	9	50	734592
40-60	9	50	734593
50-70	9	50	734594
60-80	9	50	734595
70-90	9	25	734596
80-100	9	25	734597

SOLID STAINLESS STEEL BAND COLLAR - W2

GISS

Standard: DIN 3017.1

Absolute dimensional tolerance thanks to the perfect balance between the belt cover and screws.
Material: stainless steel belt, clamping screw in galvanized bichromate steel.
Use: General Industry, mechanical environments

DIN 3017.1



Clamping range Ø (mm)	Width A (mm)	Case	Ref.
10-16	9	100	734651
12-20	9	100	734652
16-27	9	100	734653
20-32	9	100	734654
25-40	9	50	734655
32-50	9	50	734656
40-60	9	50	734657
50-70	9	50	734658
60-80	9	50	734659
70-90	9	25	734660
80-100	9	25	734661
90-110	9	25	734662
16-27	12	50	734663
20-32	12	50	734664
25-40	12	50	734665

Clamping range Ø (mm)	Width A (mm)	Case	Ref.
32-50	12	50	734666
40-60	12	25	734667
50-70	12	25	734668
60-80	12	25	734669
70-90	12	25	734670
80-100	12	25	734671
90-110	12	25	734672
100-120	12	25	734673
110-130	12	25	734674
120-140	12	25	734675
130-150	12	25	734676
140-160	12	25	734677
150-170	12	25	734678
160-180	12	25	734679

GISS



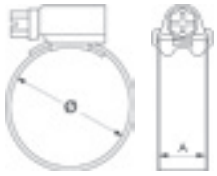

STAINLESS STEEL FULL BAND COLLAR - W4

Standard: DIN 3017.1

Absolute dimensional tolerance thanks to the perfect balance between the belt cover and screws
Material: 304 stainless steel belt and screws
Use: General Industry, mechanical environments

DIN 3017.1

Clamping range Ø (mm)	Width A (mm)	Case	Ref.
10-16	9	100	734621
12-20	9	100	734622
16-27	9	100	734623
20-32	9	100	734624
25-40	9	50	734625
32-50	9	50	734626
40-60	9	50	734627
50-70	9	50	734628
60-80	9	50	734629
70-90	9	25	734630
80-100	9	25	734631
90-110	9	25	734632
16-27	12	50	734633
20-32	12	50	734634
25-40	12	50	734635

Clamping range Ø (mm)	Width A (mm)	Case	Ref.
32-50	12	50	734636
40-60	12	25	734637
50-70	12	25	734638
60-80	12	25	734639
70-90	12	25	734640
80-100	12	25	734641
90-110	12	25	734642
100-120	12	25	734643
110-130	12	25	734644
120-140	12	25	734645
130-150	12	25	734646
140-160	12	25	734647
150-170	12	25	734648
160-180	12	25	734649

GISS





WINGED COLLAR

Material: galvanized steel
Usage: rapid assembly, compressed air, spraying, agriculture

Clamping range Ø (mm)	Case	Ref.
5-7	100	734765
7-9	100	734766
9-11	100	734767
11-13	100	734768
13-15	100	734769
14-17	100	734770
15-18	100	734771
17-20	100	734772
19-21	100	734773

Clamping range Ø (mm)	Case	Ref.
20-23	100	734774
22-25	100	734775
23-27	100	734776
25-28	100	734777
27-31	100	734778
31-34	100	734779
34-37	100	734780
37-40	100	734781

GISS



COLLAR WITH SPINDLE-W1

Standard: DIN 3017

Steel pin Collar W1
Ideal for automotive applications, the transport of powders (food powders), concrete, sand and cement. Full trunnion. Sturdy band with rounded edge.
Mechanical hook.
Band width (mm): 18 (between 17 and 31) - 20 (32-63)

DIN 3017 W1

Width of tape (mm)	Clamping range Ø (mm)	Screw	Ref.
18	17-19	M5	853586
18	20-22	M5	853587
18	23-25	M5	853588
18	26-28	M5	853589
18	29-31	M5	853590
20	32-35	M6	853591
20	36-39	M6	853592

Width of tape (mm)	Clamping range Ø (mm)	Screw	Ref.
20	40-43	M6	853593
20	44-47	M6	853594
20	48-51	M6	853595
20	52-55	M6	853596
20	56-59	M6	853597
20	60-63	M6	853598

90 FULL BAND COLLARS W2 PACKAGE

GISS

Full band collars W2
The set is made up of: 8/16 -9 Qty: 15
16/27 -9 Qty: 15
25/40 -9 Qty: 15
12/20 -9 Qty: 15
20/32 -9 Qty: 15
32/50 -9 Qty: 15

W2

Number of pieces	Band width (mm)	Ref.
90	9	853600



90 ADJOURNED BAND COLLARS W1 PACKAGE

GISS

W1 adjourned band collars
The set is made up of: 10/16 -8 Qty: 15
18/28 -8 Qty: 15
18/28 -14 Qté: 15
14/24 -8 Qty: 15
14/22 -14 Qty: 15
24/36 -14 Qty: 15

W1

Number of pieces	Ref.
90	853602



SET OF 700 NYLON CABLE TIES 6.6

GISS

Content of the Plastic set:
200 cable ties 4,8x200 mm (white)
200 cable ties 3,6x200 mm (black)
100 cable ties 2,5x200 (black)
100 cable ties 2,5x100 (white)
100 cable ties 2,5x100 (black)

UL

Number of pieces	Ref.
700	880824



GISS



NYLON CABLE TIE 6.6 BLACK

Nylon cable tie Quality 6.6
Packed per 100 pieces.

UL

Width (mm)	Length (mm)	Ref.
2,5	100	853453
2,5	160	853454
2,5	200	853455
3,6	150	853456
3,6	200	853457
3,6	300	853458
4,8	200	853459
4,8	300	853460
4,8	400	853461

GISS



NYLON CABLE TIE 6.6 WHITE

Nylon cable tie Quality 6.6
Packed per 100 pieces.

UL

Width (mm)	Length (mm)	Ref.
2,5	100	853444
2,5	160	853445
2,5	200	853446
3,6	150	853447
3,6	200	853448
3,6	300	853449
4,8	200	853450
4,8	300	853451

Roebuck



POLYAMIDE CABLE TIE PLIER

Manual cable-tie tail cutting.
Easy to use, with a very good demultiplication.
Ivory color
Cutting Capacity : 6 to 9mm

Length (mm)	Ref.
190	796701

RIVETING PLIER

Roebuck

Hand grip with opening spring for aluminum/steel rivets
Retaining ring in the closed position.
Riveting capacity: Aluminum diameter 2.4 to 5 mm

Ref.
855260



RIVETING PLIERS + SET

Roebuck

Set including:
-1 riveting pliers aluminum/steel.
- 200 aluminum/Steel.
- Rivets: 2.4x5.5 - 3.2x6 - 4x6 - 4.8x6.

Name	Ref.
Set	862417



BLIND RIVETS ALUMINIUM/ STEEL SET

GISS

Standard: DIN 7337

Contents:
-1600 blind rivets, with normal flat head, aluminum body and galvanized steel nail, 3x6 - 3x8 - 3x10 - 4x8 - 4x10 - 4x12 - 4,8x12 - 4,8x16 - 5x10 - 5x12 - 5x16

Number of pieces	Ref.
1600	860584



› SEE PAGE 459



Blind rivet Ref. 864204

Anfitec

ANFITEC, the brand dedicated to FASTENERS.

Comprised of over 2000 products and supplied in professional packaging, the new **ANFITEC** FASTENERS range will meet most INDUSTRIAL & MAINTENANCE needs.

- **The ANFITEC assembly offer covers all types of products**: nuts, washers, TH & CHC screws, threaded rods, etc.
- **Finishes: ANFITEC** is mainly available in **Zinc plated steel**, **Stainless steel** and **Plain** ;
- **Standards & Quality: ANFITEC** meets the standards in force and is subject to strict quality control ;
- **Availability**: 100% stock ;
- Other dimensions out of catalogue are also available on request.

Easily find your products in the ANFITEC catalogue thanks to material and standard icons:

ACIER/Zn	ACIER/Cr	BRUT/ PLAIN	A2	A4	NYLON	DIN 933
Zinc plated steel	Bichromated steel	Plain steel	Stainless steel		Nylon	Standard



Check out the **ANFITEC** catalogue here!

Pegs and pins

WALL PLUG WITH NO FLANGE

Made from nylon

NYLON





Length (mm)	Ø (mm)	Ø screw (mm)	Case	Ref.
25	5	2.5 to 4	200	864171
30	6	3.5 to 4.5	100	864172
40	8	4 to 6	100	864173
50	10	6 to 8	100	864174

Length (mm)	Ø (mm)	Ø screw (mm)	Case	Ref.
60	12	8 to 10	25	864175
75	14	10 to 12	20	864176

WALL PLUG WITH FLANGE

Made from nylon

NYLON





Length (mm)	Ø (mm)	Ø screw (mm)	Case	Ref.
25	5	2.5 to 4	200	864178
30	6	3.5 to 4.5	100	864179
40	8	4 to 6	100	864180

Length (mm)	Ø (mm)	Ø screw (mm)	Case	Ref.
50	10	6 to 8	50	864181

UNIVERSAL WALL PLUG

Made from nylon

NYLON

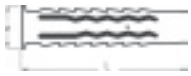



Length (mm)	Ø (mm)	Ø screw (mm)	Case	Ref.
25	5	4	200	864164
30	6	4,5	100	864165
40	8	5	100	864166
50	10	6	100	864167

Length (mm)	Ø (mm)	Ø screw (mm)	Case	Ref.
60	12	8	25	864168
70	14	10	20	864169

ANCHOR STUD

Complies with ETA standard - n°12/0357 Option 7 crack-free concrete - CE

Made from zinc-plated steel with pre-assembled nut and washer.
Long thread length for optimal tightening.
Securing heavy loads in uncracked concrete.

ACIER/Zn





Ø (mm)	Total Length (mm)	Max thickness that can be attached (mm)	Case	Ref.
6	55	5	200	864183
6	85	35	200	864184
8	50	5	100	864185
8	80	30	100	864186
8	95	50	100	864187
8	115	65	100	864188
8	130	80	100	864189
10	75	18	100	864190
10	90	33	100	864191
10	120	63	50	864192

Ø (mm)	Total Length (mm)	Max thickness that can be attached (mm)	Case	Ref.
12	90	5	50	864193
12	100	20	50	864194
12	110	35	50	864195
12	140	55	50	864196
12	180	100	50	864197
16	125	25	25	864198
16	150	45	25	864199
16	175	75	25	864200
20	160	35	25	864201
20	215	70	20	864202

Blind rivet

BLIND RIVET

Made from Aluminum / Steel. Flat head

ACIER/Zn





Dimensions (mm)	Case	Ref.
3.2 x 8	500	864204
3.2 x 10	500	864205
3.2 x 12	500	864206
4.0 x 8	500	864207
4.0 x 10	500	864208
4.0 x 12	500	864209

Dimensions (mm)	Case	Ref.
4.8 x 10	500	864210
4.8 x 12	500	864211
4.8 x 14	500	864212
4.8 x 16	500	864213

What you should know

CHEMICAL SEALING

Directions for use:
The chemical sealing cartridges are suitable for use with a manual sealing gun and a mixing cannula.

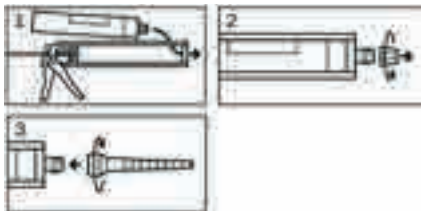

Use in solid materials

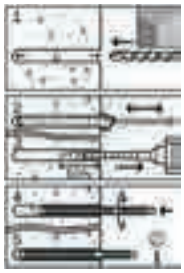

Ø Thread rod (mm)	Ø Drilling (mm)	Drilling depth (mm)
M6	Ø 8	70
M8	Ø 10	80
M10	Ø 12	90
M12	Ø 140	110

Use in hollow materials



Strainer Ø x mm	Ø Drilling (mm)
12 x50	12
16 x 85	16
16 x 130	16
20 x 85	20

GISS NEW



POLYESTER CHEMICAL SEALING

ETA 15/0020

Styrene-free polyester chemical sealing resin, supplied with two mixing spouts.
Holds heavy loads, up to 1T in concrete.
Mounting with repair of damaged holders (cracked wall, broken brick , etc.)

Can be reused after opening.

Capacity (ml)	Ref.
300	879754

GISS NEW



VINYLESTER CHEMICAL SEALING

ETA 12/0121

Styrene-free vinyl ester chemical sealing resin, supplied with two mixing spouts.
Holds heavy loads, up to 2T in concrete.
Mounting with repair of damaged holders (cracked wall, broken brick , etc.)

Can be reused after opening.

Capacity (ml)	Ref.
300	879756

What you need to know

THE RANGE OF FASTENERS SETS

The range offers an assortment of sets responding to the daily needs of our customers.

The offer revolves around various types of products such as nuts, washers, screws TH, CHC,... and also of assorted compositions. Three finishings are offered : galvanized steed, stainless steel or plain. Our assortments meet the standards in force on the market.

The boxes (Ref. 829098) offer rigidity and mobility. The transparent moulded cover allows the maintenance of the content in place. Zip closing system. These boxes are ideal for maintenance workshops or professionel vehicles.

ZINC-PLATED SETS

SET OF NUTS AND ZINC-PLATED STEEL LOCK NUTS

GISS



Contents:
Standard: DIN 934

735 hexagonal nuts Class 8 zinc-plated white M5*, 6*, 8*, 10, 12, 16*
*Also ISO 4032

Standard: DIN 985

615 hexagonal lock nuts nylon ring zinc-plated white M 5*, 6*, 8*, 10, 12
*Also ISO 7040

ACIER/Zn

Number of pieces	Ref.
1350	855173

SET OF ZINC-PLATED STEEL NUTS AND WASHERS

GISS



Contents:
Standard: DIN 934

- 710 hexagonal nuts Class 8 zinc-plated white M5*, 6*, 8*, 10, 12, 16*
*Also ISO 4032

Standard: NF E 25-514

- 1290 flat washers, medium series cut-out, medium class A 160HV, zinc-plated white M 5, 6, 8, 10, 12, 16

ACIER/Zn

Number of pieces	Ref.
2000	855175

SET OF ZINC PLATED STEEL THIN NUTS, CAP NUTS AND WING NUTS

GISS



Contents:
Standard: NFE27-411 / DIN 439B

- 570 hexagonal nuts low Hm galvanized steel white M6, 8, 10, 12

Standard: DIN 1587

- 150 hexagonal cap nuts, zinc-plated steel white M6, 8, 10
- 180 square-wing nuts, white galvanized steel M6, 8, 10, 12

ACIER/Zn

Number of pieces	Ref.
900	865214

ZINC-PLATED SETS

GISS



SET OF ZINC PLATED STEEL NUTS WITH SERRATED AND SMOOTH FLANGE

Contents:
Standard: DIN 6923

- 805 hex nuts, serrated base, white zinc-plated steel M4, 5, 6, 8, 10, 12, 16
- 195 hex nuts, smooth base, white zinc-plated steel M6, 8, 10, 12

ACIER/Zn

Number of pieces	Ref.
1000	865216

GISS



SET OF ZINC-PLATED STEEL WASHERS M AND L SERIES

Contents:
Standard: NFE 25-513

- 1225 flat washers, medium series cut-out, medium class A 160HV, zinc-plated white M 5, 6, 8, 10, 12, 16

Standard: NFE 25-513

- 775 flat washers, medium series cut-out, large class A 160HV, zinc-plated white L 5, 6, 8, 10, 12

ACIER/Zn

Number of pieces	Ref.
2000	855177

GISS



SET OF ZINC-PLATED STEEL GROWER WASHERS AND TOOTH LOCKWASHER

Contents:
Standard: NFE 25-515

- 1300 Grower locking washers, square section, galvanized steel white, W 5, 6, 8, 10, 12, 16

Norme: DIN 6798A

- 1700 fan lock washers, zinc-plated steel white outside, AZ 5, 6, 8, 10, 12

ACIER/Zn

Number of pieces	Ref.
3000	855179

Think about it



Adjustable wrench so easy system
Ref. 840481

See p.637

ZINC-PLATED SETS

THREADED SCREW SET FULLY THREADED, ZINC-PLATED STEEL

GISS



Contents:
Standard : DIN 933

- 400 hexagonal head screws, total thread, class 8.8, white zinc-plated, M 5x20*, 6x20*, 6x30*, 8x20*, 8x30*, 8x40*, 10x30, 10x40, 12x30, 12x40, 16x50*

* Also ISO 4017

ACIER/Zn

Number of pieces	Ref.
400	855181

THREADED CHC SCREW SET FULLY THREADED, ZINC-PLATED STEEL

GISS



Contents:
Standards: DIN 912/ISO 4762

- 600 cylindrical Allen head screws class 8.8 white zinc-plated, M 5x15, 5x20, 6x15, 6x20, 6x25, 8x20, 8x30, 10x25, 10x40, 12x30, 12x50

ACIER/Zn

Number of pieces	Ref.
600	855183

DOMED SHEET METAL SCREWS AND COUNTERSUNK SHEET METAL SCREWS ZINC-PLATED STEEL

GISS



Contents:
Standard: DIN7981CZ

- 1375 Allen head screws PZ zinc-plated white, 2.9x9 - 3.5x16 - 4.2x19 - 4.8x25 - 6.3x32

Standard: DIN 7982CZ

-1625 countersunk plate screws PZ white zinc-plated steel, 2,9x9 - 3,5x13 - 4,2x19 - 4,8x25 - 6,3x32
- 3 screwdriver bits PZ, N° 1, 2 and 3 raw processed steel.

ACIER/Zn

Number of pieces	Ref.
3003	855185

ZINC-PLATED SETS

GISS



SET OF METAL SCREWS, CYLINDRICAL AND COUNTERSUNK HEAD, ZINC PLATED STEEL

Standard: DIN 965/NFE 25-119/ISO 7046

Contents:*
Standard: DIN 965/NFE 25-119/ISO 7046

- 1625 countersunk head screws pozidriv zinc-plated steel white, M 3x10, 4x8, 4x16, 5x10, 5x20, 6x16, 6x30

Standard: DIN 7985/NFE 25-121/ ISO 7045

- 1075 Allen head screws pozidriv zinc-plated steel white, M 3x16, 4x16, 5x20, 6x25

ACIER/Zn

Number of pieces	Ref.
2700	865212

GISS



SET OF SCREWS, WASHERS AND NUTS, ZINC-PLATED STEEL

Contents:
Standard: DIB933

- 210 Allen head screws, total thread, class 8.8, white galvanized, M 5x20*, 6x30*, 8x40*, 10x50, 12x50, 16x50*

*Also ISO4017

Standard: DIN 934

- 395 flat washers, medium series cut-out, medium class A 160HV, zinc-plated white M 5, 6, 8, 10, 12, 16
- 395 hexagonal nuts Class 8 zinc-plated white M 5*, 6*, 8*, 10, 12, 16*

*Also ISO4032

ACIER/Zn

Number of pieces	Ref.
1000	855187

GISS



SET OF SCREWS FOR CONCRETE BLOCK PZ COUNTERSUNK HEAD ZINC-PLATED STEEL PZ

Contents:
- 2000 countersunk concrete block screws class 8.8 zinc-plated, 3x20, 3x30, 3,5x25, 3,5x35, 4x30, 4x40, 5x30, 5x40, 5x50, 6x40, 6x60

ACIER/Zn

Number of pieces	Finish	Ref.
2000	Dichromate dipped	855189
2000	zinc-plated white	860566

ZINC-PLATED SETS

SELF-OPERATIVE SCREW SET FOR ZINC PLATED STEEL METALS WITH TIPS

GISS



Contents:
Standard: DIN 7504K

- 375 hex head screw: 4,2x16, 4,8x16, 4,8x19, 6,3x25, 6,3x32

Standard: DIN 7504M

- 850 Allen head cap screw PH: 3,5x13, 4,2x13, 4,2x16, 4,8x19, 4,8x25

Standard: DIN 7504O

-550 countersunk head screw PH: 3,9x16, 3,9x19, 4,2x25, 4,2x32, 4,8x50

3 Magnetic sockets hex Head N° 7, 8, 10
-1 PH Tips n ° 2 Length 25 mm
-1 PH Tips n ° 2 Length 50 mm

ACIER/Zn

Number of pieces	Ref.
1780	847783

THREADED FHC SCREW SET FULLY THREADED, ZINC-PLATED STEEL

GISS



Contents:
Standards: NFE 25-106/DIN 7991/ISO 10642

- 1500 Allen screws with hexagonal socket head, class 10.9 zinc-plated white, M 4x10, 4x16, 5x10, 5x16, 5x20, 6x16, 6x20, 6x25, 8x20, 8x25, 8x30

ACIER/Zn

Number of pieces	Ref.
1500	860568

SET OF STHC SCREWS FULLY THREADED ZINC-PLATED STEEL, FLAT ENDS, NEEDLE AND CUP

GISS



Contents:
Standards: NF E27-180/DIN 913/ ISO 4026

- 1275 Allen screws, hexagonal socket headless screw, flat end 45HRC treated steel, galvanized, white zinc-plated M 4x8, 5x10, 6x12, 8x16, 10x20

Standards: NF E27-181/ DIN 914/ ISO4027

- 1325 Allen screws, needle tip, 45HRC treated steel, zinc-plated white M 4x6, 5x8, 6x10, 8x12

Standards: NF E27-183/ DIN 916/ ISO 4029

- 400 Allen screws, cup point, 45HRC treated steel, zinc-plated white M 6x8, 8x10

ACIER/Zn

Number of pieces	Ref.
3000	860570

ZINC-PLATED SETS

GISS



THREADED BHC SCREW SET FULLY THREADED, ZINC-PLATED STEEL

Standards: NF E25-126/ ISO 7380

Contents:
- 1500 Allen screws with hexagonal domed head, class 10.9 zinc-plated white, M 4x10, 4x16, 5x10, 5x16, 5x20, 6x16, 6x20, 6x30, 8x16, 8x20, 8x30

ACIER/Zn

Number of pieces	Ref.
1500	860586

GISS



SET OF SPLIT PINS ZINC-PLATED STEEL

NF E27-487/ DIN 94/ ISO 1234

Contents:
- 2500 split cotter pins, type V, white zinc-plated steel 1x20 - 1,2x25 - 1,6x25 - 2x32 - 2,5x32 - 3,2x40 - 4x40 - 5x63 - 6,3x80 - 8x80 - 10x100

ACIER/Zn

Number of pieces	Ref.
2500	860574

GISS



BETA PIN SET AND ZINC-PLATED STEEL CLIPS

Contents:
- 155 pins for shaft BETA type zinc-plated steel, 2 - 2,5 - 3 - 4 - 4,5 - 5 mm
- 45 pins for shaft CLIPS type zinc-plated steel, 4,5 - 6 - 8 - 10 - 11 mm

ACIER/Zn

Number of pieces	Ref.
200	860576

ZINC-PLATED SETS

SET OF THICK ROLL PINS RAW STEEL

GISS

Standards: NF E25-773/ DIN 1481/ ISO 8752

Contents:
- 1300 Roll pins Thick Series raw steel burnished, 2x20, 3x30, 4x20, 4x40, 5x50, 6x30, 6x60, 8x40, 8x80, 10x60, 10x100

BRUT/ PLAIN

Number of pieces	Ref.
1300	860572



CIRCLIPS® CASE, RAW STEEL OUTSIDE

GISS

Standard: DIN 471

Contents:
-2800 external circlips in burnished raw steel, Ø 6, 8, 10, 12, 15, 17, 20, 25, 30, 35, 40 mm

BRUT/ PLAIN

Number of pieces	Ref.
2800	860578



CIRCLIPS® CASE, RAW STEEL INSIDE

GISS

Standard: DIN 472

Contents:
- 800 inside circlips® in burnished raw steel, Ø 15, 20, 25, 30, 32, 35, 40, 42, 47, 52, 62 mm

BRUT/ PLAIN

Number of pieces	Ref.
800	860580



STAINLESS STEEL SETS

GISS



STAINLESS STEEL SET OF NUTS AND WASHERS A2

Contents:
- 980 Washers M 4, 5, 6, 8, 10, 12

Standards: DIN 934

- 560 Hexagon Nuts M 4, 5, 6, 8, 10, 12

Standards: DIN 985

- 220 nuts Nylon rings M 6, 8, 10

A2

Number of pieces	Ref.
1760	843465

GISS



SET OF NUTS, LOCK NUTS, BLIND NUTS AND STAINLESS STEEL CAP NUTS AND EAR NUTS A2

Includes:

Standards: DIN 934

-740 stainless Steel hex nuts A2, M 3, 4, 5, 6, 8, 10, 12, 16

Standards: DIN 985

- 240 hex Nuts stainless steel nylon ring A2, M 6, 8, 10

Standards: DIN 1587

- 80 stainless steel cap nuts A2, M 6, 8

Standards: DIN 315

- 80 stainless steel ear nuts A2, M 6, 8

A2

Number of pieces	Ref.
1140	860590

GISS



STAINLESS STEEL M, L, LL AND GROWER WASHERS SERIES A2

Contents:

Standards: DIN 127

- 890 flat-cut washers Medium Series Stainless steel A2, M[3], 4, 5, 6, 8, 10, 12, 16
- 240 flat-cut washers Large series stainless steel A2, L6, 8, 10
- 120 flat-cut washers extra large series stainless steel A2, LL 6, 8
- 280 washers grower type stainless steel A2, W 6, 8

A2

Number of pieces	Ref.
1530	860588

GISS



HEXAGONAL HEAD SCREWS SET STAINLESS STEEL A2

Contents:

Standards : DIN 933

- 575 hex head screws total thread stainless steel A2: 4x10, 4x20, 5x16, 5x20, 5x30, 6x16, 6x20, 6x30, 8x16, 8x20, 8x25, 8x30, 8x50, 8x60, 10x25, 10x30, 10x50, 12x30, 12x50.

A2

Number of pieces	Ref.
575	853419

STAINLESS STEEL SETS

SET OF CHC SCREWS FULLY THREADED STAINLESS STEEL A2

GISS



Parts

Standards : DIN 912

- 620 cylindrical Allen head screws stainless steel, M A2, M 5x10, 5x12, 5x16, 5x20, 6x10, 6x12, 6x16, 6x20, 6x25, 6x30, 6x40, 8x20, 8x25, 8x30, 8x40

A2

Number of pieces	Ref.
620	860592

SET OF FHC SCREWS ENTIRELY THREADED STAINLESS STEEL A2

GISS



Parts

Standards : DIN 7991

- 1240 A2 stainless steel hollow reamer hex screw, M 4 x 10, 4 x 16, 4 x 20, 5 x 10, 5 x 12.5 x 16, 5 x 20, 6 x 12, 6 x 16, 6 x 20, 6 x 25, 6 x 30, 8 x 20, 8 x 25, 8 x 30

A2

Number of pieces	Ref.
1240	865575

SET OF PZ INOX A2 COUNTERSUNK SCREWS FOR CONCRETE BLOCKS WITH BITS

GISS



Contents:
- 1660 screws for concrete blocks stainless steel A2: 3x16, 3x20, 3,5x25, 3,5x30, 4x20, 4x25, 4x30, 4x35, 4x40, 4x45, 4x50, 5x40, 5x50, 5x60, 5x80
- 4 PZ N° 1 tips and 2 25 mm length.

A2

Number of pieces	Ref.
1664	843469

SET OF STAINLESS STEEL INTERNAL AND EXTERNAL CIRCLIPS®

GISS



Set of 1600 internal and external Circlips®.

Contents:
Standards: DIN 472

-600 inner Circlips ® DIN 472: Ø 10, 12, 15, 18, 20, 22, 24, 25, 26, 28, 30, 32, 35, 40, 42, 47.

Standards: DIN 471

-1000 inner Circlips ® DIN 471: Ø 5, 6, 8, 10, 12, 14, 15, 16, 17, 18, 20, 22, 25, 30, 35, 40.

BRUT/ PLAIN

Number of pieces	Ref.
1600	847785

GISS



SET OF M AND L ZINC PLATED STEEL RIBBED TAPERED LOCK WASHERS

Contents:
Standard: NFE 25-511

- 1725 medium sized tapered washers, white zinc-plated M 4x10, 5x12, 6x14, 8x18, 10x22, 12x27, 14x30, 16x32

Standard: NFE 25-511

- 375 large tapered washers, white zinc-plated L 5x16, 6x18, 8x22

ACIER/Zn

Number of pieces	Ref.
2100	865218

GISS



SET OF CRUDE STEEL PARALLEL SHAPE A COTTERS AND HALF MOON DISC COTTERS

Includes:
Standard : DIN 6885A

- 600 crude steel A shaped cotters 4x4x15, 5x5x15, 6x6x15, 8x7x20, 10x8x25, 12x8x30, 14x9x40

Standard : DIN 6888

- 400 crude steel half moon disk cotters 3x5x13, 4x6,5x16, 5x7,5x19, 6x10x25

BRUT/
PLAIN

Number of pieces	Ref.
1000	865220

GISS



BOX SET OF SMOOTH DOWEL PINS M6 CRUDE STEEL

Contents:
Standard: DIN 6325/NFE 27-475/ISO 8734

- 1000 smooth crude steel cylinder m6 pins 60 HRC 4x20, 4x30, 4x40, 5x20, 5x30, 5x40, 6x20, 6x30, 6x40, 8x20, 8x50

BRUT/
PLAIN

Number of pieces	Ref.
1000	865222

GISS



SET OF CRUDE STEEL RADIAL ELASTIC RINGS AND AXIAL LOCKING RINGS

Contents:
Standard : DIN 6799

- 4050 radial elastic rings, burnished raw steel, groove diameter 4, 5, 6, 8, 10, 12, 15
- 950 axial locking rings burnished raw steel, shaft diam. 5, 6, 8, 10

BRUT/
PLAIN

Number of pieces	Ref.
5000	865224

VARIOUS SETS

SET OF NYLON DOWELS AND COUNTERSUNK HEAD SCREWS, ZINC-PLATED STEEL

GISS

Contents:
- 600 polyamide dowels 6.6 nylon grey, multipurpose, 5, 6, 8, 10
- 700 countersunk head screws pz for concrete blocks zinc-plated steel white, M 3x30, 3x40, 4x40, 4x50, 5x50, 5x60, 6x70

ACIER/Zn



Number of pieces	Ref.
1300	860582

BLIND RIVETS ALUMINIUM/ STEEL SET

GISS

Standard: DIN 7337

Contents:
-1600 blind rivets, with normal flat head, aluminum body and galvanized steel nail, 3x6 - 3x8 - 3x10 - 4x8 - 4x10 - 4x12 - 4,8x12 - 4,8x16 - 5x10 - 5x12 - 5x16

ACIER/Zn



Number of pieces	Ref.
1600	860584

ORGANISER BOX SERIES A11

Roebuck

The U profiled lid is designed to keep the contents in place
Payload 5 kg.
Click-lock mechanism.
Transparent cover.
The removable range - 11 boxes.
Contents
5 bins 47x79x109 mm (HxLxw).
2 bins 47x39x109 mm (HxLxw).
4 bins 47x55x79 mm (HxLxw).



Dimensions (mm)	Ref.
57x338x261	829098

Think about it



See p. 968


Maintenance





AEROSOLS 474
PENETRATING LUBRICANTS 474
GREASE 476
GALVANISERS 477
SPECIALTY 478
CLEANERS 480
ADHESIVES 481



GREASES 482
GREASES 482
GREASING EQUIPMENT 484
GREASERS 488
CLIPS 489
SETS 490
OILERS 491



PITCHERS 492



FUNNELS 493



SPRAYERS 495



JERRYCANS 496

MARKING TOOLS 498



PAINT 500



ELECTRICITY 504
CABLE REELS 504
ELECTRICAL PLUGS 506
ELECTRICAL CABINETS 508



LIGHTING 527
LED LAMPS 510
WORK LIGHT 514
SPOTLIGHTS 515



PADLOCKS 519

Helpful advice

1. Shake your aerosol can well before using it
2. Store your spray bottles in upright position
3. Follow instructions printed on the can
4. Need safety datasheets or technical specifications?

Get them online on:
www.rubix-engineering.com



PENETRATING LUBRICANTS

GISS



LU-1 - PENETRATING LUBRICATING OIL

Silicone-free.
Releases blocked mechanisms.
Lubricates and provides protection against oxidation of metal parts.
Expels and fights humidity.
Contents: 650 ml. Box of 12 aerosols.

Capacity (ml)	Ref.
650	181500

\+ Very versatile product, non-flammable propeller, excellent capillary effect

GISS



LU-4 PENETRATING LUBRICATING OIL WITH DIFFUSER

Similar to aerosol ref. 181500 but equipped with a 2-position diffuser allowing wide or localised application.
Silicone-free.
Releases blocked mechanisms.
Lubricates and provides protection against oxidation of metal parts.
Expels and fights humidity.
Contents: 650 ml. Box of 12 aerosols.

Capacity (ml)	Ref.
650	860548

\+ Two-position diffuser: wide or precise diffusion!

LU-2 LUBRICANT - PENETRATING OIL FOR LOCK

GISS

Anti-Corrosion, moisture-proof.
Multi-function lubricant for fast-penetrating cylinders and locks.
Leaves a slightly greasy film that provides protection against oxidation.
Mineral oil, silicone-free.
Ideal protective product in marine atmosphere (salt mists).
The very low surface tension of the active agent allows very deep penetration into the lock.
Contents: 50 ml Box of 24 aerosols.

Capacity (ml)	Ref.
50	799636



+ Provides better capillarity than a conventional lubricant

LU-3 - PENETRATING OIL - LUBRICANT - FOOD CONTACT - NSF H1

GISS

Product specially designed for the food industry (incidental contact). Can also be used in other areas: communities, automotive and other industries.
Provides effective protection against corrosion of metal parts. Lubricates mechanical parts. Leaves a slightly greasy film that provides protection against oxidation.
Forms a protective and insulating film.
Allows troubleshooting and servicing of any type of device. Clears, cleans, protects and removes moisture.
Avoid the accumulation of dust, dirt on mechanical parts.
No need for prolonged spraying.
Shake the aerosol before use.
Contents: 650 ml. Box of 12 aerosols.

Capacity (ml)	Ref.
650	840632



+ Solves many lubrication and seizing problems of mechanical machinery or equipment.

LU-5 DRY PTFE LUBRICANT

GISS

Non-oily lubricant, leaving a dry film of polytetrafluoroethylene (PTFE) lubricant and protector. Very good non-sticking and release agent (resin, polyester, epoxy, elastomer...). Facilitates the cleaning of paint booth walls. High resistance to non-chlorinated or fluorinated acids and solvents. Dry lubrication of plastic and metal surfaces: belts, conveyor belts, machinery equipment, seals, bearings, wires, wire ropes, wire ropes, bolts, nuts, threaded fittings, door hinges, latches, window or drawer slides, slide fasteners, paper, glass.
Contents: 650 ml. Box of 12 aerosols.

Capacity (ml)	Ref.
650	862390



+ For dry lubrication of plastic or metal surfaces.

LU-6 - COLD IMPACT LUBRICANT WITH MOS2 GREASE

GISS

Creates an intense cryogenic shock that can cool the part up to - 39 ° C, resulting in a shrinkage (in particular for metal parts) and cracks rust by creating microfissures. Molybdenum disulphide grease reaches deep into the blocked joints, efficiently lubricating even the rustiest areas.
Ideal for threaded joints, hinges, pins, locks, mechanical couplings, wire ropes, valves, axles, tapes etc.
Creates a long-lasting corrosion-resistant emulsion, facilitating subsequent dismantling through continuous lubrication.
Contents: 650 ml. Box of 12 aerosols.

Capacity (ml)	Ref.
650	868061



+ Double cold + penetration effect for extreme and oxidized conditions

GREASE

GISS



GR-1 - OIL GREASE - CABLE LUBRICANT

Suitable for bearings, plain bearings, chassis joints, cams, rollers, chains, leaf springs, cables...
Reduces friction coefficient, saving energy, but also grease applications and maintenance operations.
Protection: extreme pressure and abrasion.
Shake the aerosol spray well before use, several minutes may be necessary.
Operating temperature: - 20°C to + 140°C
Contents: 650 ml. Box of 12 aerosols.

Capacity (ml)	Ref.
650	735986

\+ Ideal for low speed, heavily charged and intermittent lubrication mechanisms

GISS



GR-2 HIGH TEMPERATURE ALUMINIUM GREASE

High temperature, anti-seizing, anti-friction and anti-corrosion lubricant.
Operating temperature: 800°C.
Prevents any gripping and tearing of exposed parts at high temperatures. Facilitates assembly and dismantling of assemblies with screw threads, while ensuring watertightness.
Minimizes the risk of seizing at high temperatures. Resists high pressure, water vapour.
Anti-corrosion effect, leaves a protective layer on parts such as bolts, nuts, studs exposed to saline atmosphere.
Effective for lubricating, assembling and disassembling the following components: studs, threads, brake axles, spring blades and flanges, valves, valve joints, threaded fittings...
No need for prolonged spraying.
Contents: 650 ml. Box of 12 aerosols.

Capacity (ml)	Ref.
650	840634

\+ Minimizes the risk of seizing

GISS



GR-3 - PTFE WHITE GREASE - FOOD CONTACT NSF H1

White grease PTFE food contact (incidental).
Odorless and insensitive to detergents. Resists water and steam.
Ideal lubricant for weather-exposed mechanics, for machines in the food industry.
Reduces friction between metal and plastic parts while protecting against corrosion.
Recommended for proper lubrication of even loaded bearings, hinges, springs, tools, slides and chains.
Shake the aerosol well before use. No need for prolonged spraying.
Contents: 650 ml. Box of 12 aerosols.

Capacity (ml)	Ref.
650	840636

\+ Allows lubrication in the most severe conditions of service: corrosive environment and high temperatures

GR-4 - MULTIFUNCTIONAL GREEN LITHIUM GREASE

GISS

Green lithium grease spray (in hydrocarbon solution). High-pressure, wear resistant, anti-corrosion, insoluble in water, with good metal adherence. Resistant to shear stress Usable grease from -25 to +180°C.
Ideal for lubrication and protection of metal parts, even in humid atmosphere: general mechanics, industry, service or maintenance, yards, garages, public works....Suitable for chains, ball bearings, plain bearings and other bearings, operating under high loads or at a high speed (6,000 rpm)
Reduces the need for frequent greasing.
Contents: 650 ml. Box of 12 aerosols.

Capacity (ml)	Ref.
650	868063



+ Very versatile green grease
Water-insoluble

GALVANISERS

GA-1 - GLOSS COLD ZINC SPRAY

GISS

Protection of metal parts against corrosion.
Active product based on high purity aluminium and zinc.
Shake the aerosol well before use, several minutes may be necessary. Resistant to 300°C.
Contents: 650 ml. Box of 12 aerosols.

Capacity (ml)	Type	Ref.
650	Glossy	181800



+ Fast drying
Good covering power, very versatile product

GA-2 - MATT COLD ZINC SPRAY

GISS

Protection of metal surfaces against corrosion.
Active agent based on high purity zinc dust and zinc oxide.
Longer lasting protection due to high zinc content.
Shake the aerosol well before use, several minutes may be necessary. Resistant to 300°C.
Contents: 650 ml. Box of 12 aerosols.

Capacity (ml)	Type	Ref.
650	Mat	181700



+ Ideal product for all weathered exterior protection.
Excellent resistance to salt spray.

SPECIALTY

GISS



CO-1 - ANTI-CORROSION

Protects metal parts from corrosion.
Allows parts to be stored easily between 2 mechanical operations.
This short-term corrosion inhibitor forms a thin hydrophobic film that protects against water and oxygen. It has excellent penetration properties that allow the product to act on all surfaces including cracks or small pores.
Active product composed of anti-corrosion film-forming agents and hydrocarbon solvent.
Instructions for use: Shake the aerosol well before use. Spray on the parts to be treated. Allow the film to dry before handling. No need for prolonged spraying. Purge the aerosol after use. Clean the nozzle after use.
Contents: 650 ml. Box of 12 aerosols.

Capacity (ml)	Ref.
650	843720

GISS



SP-1 - LEAK DETECTOR

Detects air and gas leaks immediately.
Provides quick and easy sealing control of circuits and fittings.
100% of active ingredients.
Contents: 650 ml. Box of 12 aerosols.

Capacity (ml)	Ref.
650	181900

\+ Absolute safety (propeller and non-flammable active ingredient)
Does not stain

GISS



SP-2 - ADHESIVE FOR BELTS

Allows you to restore power to the belt-driven mechanisms by preventing slippage.
Improves the efficiency of the transmission.
Extends the lifespan of the belts.
Suitable for all belt profiles (trapezoidal, round...).
Contents: 650 ml. Box of 12 aerosols.

Capacity (ml)	Ref.
650	735984

\+ Does not dirty the belt

SP-3 - NON-ADHESIVE WELDING

GISS

Active product on non-flammable aqueous base.
High security product in the welding industry.
Can be removed by simply cleaning with water.
Contents: 650 ml. Box of 12 aerosols.

Capacity (ml)	Ref.
650	181901



\+ Chlorine-free and silicone-free solvent.
Does not contain any perfluorooctane sulfonate

SP-4 - CUTTING OIL

GISS

Metal machining (ferrous, steel, stainless or refractory metals).
Friction reduction.
Facilitates quick-rate punching.
Extends the lifespan of the tooling equipment.
Contents: 650 ml. Box of 12 aerosols.

Capacity (ml)	Ref.
650	181600



\+ Good «extreme pressure» properties
Perfectly suitable for stainless metals

SP-5 SILICONE MOULD RELEASE LUBRICANT

GISS

Colorless lubricant.
Allows rapid lubrication of elastomeric elements.
Release agent for plastics.
Facilitates sliding of drive cylinders.
Improves the performance of cutter blades.
Contents: 650 ml. Box of 12 aerosols.

Capacity (ml)	Ref.
650	818656



\+ Non-stick, anti-static

CLEANERS

GISS



CL-1 DEGREASING AGENT

Solvent-free degreaser for metal parts and locking systems.
Very efficient cleaner, rapidly eliminates stubborn stains (grease, synthetic fluids, tar, etc).
Rapid drying, flash point < 0°C.
Contents: 650 ml. Box of 12 aerosols.

Capacity (ml)	Ref.
650	799638

+ Without chlorine or ammonium solvent

GISS



CL-2 MULTI-SURFACE CLEANING FOAM

Cleaning foam for dirt and stains on all types of surface: anodised aluminium, steel, chromium, enamel, plastic.
Dissolves grease stains, mud etc. Cleans all tissues with ease.
Effective cleaning of surfaces such as frames, wheels and tires.
Read the operating instructions carefully.
Contents: 650 mL. Box of 12 aerosols.

Capacity (ml)	Ref.
650	818658

+ Quickly clean tough dirt

GISS



CL-3 - SAFETY DUST REMOVER

Safety blowing agent (to 1234ZE) for all drying and dust removal operations.
For use in maintenance service, laboratory, informatics, garage…
Ideal in building. Facilitates the chemical sealing process.
Contents: 650 ml. Box of 12 aerosols.

Capacity (ml)	Ref.
650	868059

› SEE PAGE 498



Work-site tracing Ref. 633503

› SEE PAGE 1017



Insecticides Ref. 863359

› SEE PAGE 1020



Non-woven G-WIPE blue wipe Ref. 862419

› SEE PAGE 1017



C30 - degreasing cleaner Ref. 843463

CL-4 - SCREEN AND FACEGUARD CLEANER

GISS

The spray contains a water-based cleaning solution (tensioactive). It dissolves dry and greasy stains and removes dust; it does not damage or leave any traces on the cleaned surface after usage.
Allows you to clean the screens (LCD, plasma, computers, tablets, smartphones,…), visors or safety glasses (polycarbonate), or any modern surface.
Spray directly onto the surface and wipe with a soft and dry cloth; or for small objects, spray on a soft dry cloth and then wipe clean.
Contents: 210 ml. Box of 24 aerosols.

Capacity (ml)	Ref.
210	868065



+ For the cleaning of screens and eye-guard equipments

CL-5 - LABEL REMOVER

GISS

Label removal spray or bodywork stripping. An active substance containing orange oil in hydrocarbon/ketone solution.
Special formula for removing labels. Does not damage metal.
Contents: 650 ml. Box of 12 aerosols.

Capacity (ml)	Ref.
650	868067



+ Avoids length and cumbersome cleaning

ADHESIVES

AD-1 - MULTI-PURPOSE GLUE

GISS

Fast setting for the glueing of papers, cardboard, fabrics, felt, wood, glass, etc...
Single or double sided adhesive depending on your use.
Odourless, chlorinated solvent free.
Does not stain.
Contents: 650 ml. Box of 12 aerosols.

Capacity (ml)	Ref.
650	829215



AD-2 - REPOSITIONABLE GLUE

GISS

Allows multiple repositioning before glueing to the specified location.
It makes most materials self-adhesive.
No chlorinated solvent.
Does not stain.
Contents: 650 ml. Box of 12 aerosols.

Capacity (ml)	Ref.
650	829242



+ Not aggressive on paints, varnishes...

GISS



POLYURETHANE FOAM AEROSOL

Upside down use (upside down).
Expansion up to 50 times its initial volume.
Dust free drying: 20 to 25 min
Can also be used for filling hollow bodies.
For optimum expansion, moisten the support.
Contents: 750 ml

Capacity (ml)	Ref.
750	610342

+ For insulation against cold, heat and noise

GISS



MULTI-PURPOSE GREASE

Amber-coloured lithium grease.
Resistant to high pressures and wear.
Excellent protection against corrosion.
Good water resistance.
Operating temperature: - 20°C to + 140°C
Grade NLGI 2.
Cartridges supplied in boxes containing 24

Contents		Ref.
400g	Cartridge	735988
900 g	Box	735989
5 kg	Pot	735990

+ Excellent pressure handling, fits perfectly for joints, gimbal, hubs, pumps and bearings

GISS



INDUSTRIAL GREEN GREASE

Green-coloured lithium grease.
High resistance to alteration and shearing
Extreme high pressure power
Water-insoluble
Exceptional stickiness to metal.
Operating temperature: - 20°C to + 140°C
Grade NLGI 2.

Contents		Ref.
400g	Cartridge	863585
5 kg	Pot	863586

+ General lubrication, joints or bearings including hub bearings for equipment subjected to high loads or high temperatures

GISS



AGRICULTURE GREEN GREASE

Green-coloured lithium grease.
Exceptional stability: retains its original quality after several months of operation
Completely insoluble with water and steam ... allowing use on equipment operating in water, steam, mud and weather conditions
Exceptional stickiness to metal.
Operating temperature: - 20°C to + 140°C
Grade NLGI 2.

Contents		Ref.
400g	Cartridge	863582
5 kg	Pot	863583

+ For public works machines working in the presence of dust, water or high temperature.

HIGH TEMPERATURE GREASE

GISS

Highly technical grease of complex type/Lithium, green color.
Resistant to high pressures and wear.
Exceptional oxidation resistance
Totally insoluble in water.
Operating temperature: - 20°C to + 180°C
Grade NLGI 2.

Contents		Ref.
400g	Cartridge	863588
5 kg	Pot	863589



+ Extended use at high temperature. Suitable for high speeds as well as high loads and impacts

HIGH TEMPERATURE COPPER PASTE

MECALINE

This paste is designed to facilitate assembly with reduced clearance, static or semi-static (high-temperature bolting, electric/reducer motor coupling, clips and other mechanical components working at very low speed and high temperatures). -35 to +1100°C

Contents	Packaging	Ref.
900 g	Pot	867581



+ Contains 25% more copper powder

SILICONE GREASE

MECALINE

The silicone grease is particularly recommended for the lubrication and the assembly of seals or plastic gasket or dynamic seals as well as for the lubrication of plastic/plastic and plastic/metal pairings.-50 to +180°C (200°C at peak)

Contents	Packaging	Ref.
900 g	Pot	867583



+ Excellent resistance to water and high temperatures

HEAVY LOAD GRAPHITE GREASE

MECALINE

This grease has been designed for lubricating rolling bearings, smooth bearings, linear guides, for low to average speeds, high loads (agricultural machines, work-site engines...)

Contents	Packaging	Ref.
900 g	Pot	867585



+ Extreme pressure grease - good anti-corrosion protection - water-resistant

What makes the difference

OUR GREASING EQUIPMENT RANGE

The GISS solution relies on 3 product ranges, adapted to your needs, for frequent or intensive use.

› Greasing guns › Vacuum suction pumps › Grease pumps

Take a look at some of the features.

INDUSTRIAL GREASE GUN



All our guns have a zinc die-cast head

- This allows the cartridge head to be accurately aimed
- Air purge is achieved by rotating the head by 1/4 of the turn
- A large screw step makes the screwing operation safe

There are 2 greasing positions

- «Volume» position, for normal greasing
- «Pressure» position when normal greasing is difficult

All our guns can handle grease types up to NLGI 2 class

INDUSTRIAL SUCTION GUN



The quality of materials used

- Nickel-plated steel, resistant to corrosive substances
- The LPDE (low-density polyethylene) sleeve allows the machine to use both highly viscous and more solid oils

Safe, ergonomic and easy to use

- DIN 1284, impossible to get pinched when tightening
- The corrugations on the suction gun body ensure a good grip
- Ergonomic handle.

INDUSTRIAL GREASE PUMP





Performance: Variable Grease System

- In case of a small congestion, it is not necessary to complete a full run of the machine to distribute the grease
- Continuous flow (1,4 cm^3)
- In case of a strong counter-pressure, the effort required to push the lever will remain unchanged
- The flow direction of grease remains the same whatever the lever position

Ease of use

- The lever has a non-slip handle
- A removable bottom facilitates compression on bulk grease
- The machine is always clean (the grease cannot escape from the pump) thanks to its ball check valve
- When operating the lever or the rod, the operator's fingers are never under the risk of being caught

GREASE PUMP

GISS

Standards: DIN 1283, DIN 1284

Grease pump for general use
Piston diameter 8 mm
Discharge pressure 400 bars
Supplied with a high-pressure hose and a 4 jaw coupler
Volume of distribution: 1.2 cm^3 to 400 bars

DIN 1283 DIN 1284

Volume (cm^3)	Weight (kg)	Cartridge (g)	Ref.
500	1,25	400	735597



+ The pressure die-cast zinc pump head makes the part highly resistant to impact and crushing.

INDUSTRIAL GREASE PUMP

GISS

Standards: DIN 1283, DIN 1284

Grease pump for industrial use
Piston diameter 9 mm
Discharge pressure 600 bars
Supplied with a high-pressure hose and a 4 jaw coupler
Distributed volume: max 1.4 cm^3 (depending on lever movement)

DIN 1283 DIN 1284 VGS

Volume (cm^3)	Ref.
500	853656



+ Sealed by O-ring seal and ball valve VGS (Variable Grease System)

HOSE FOR GREASE PUMP

GISS

Standards: DIN 1283

Coupling: M10
External diameter: 11 mm

DIN 1283

Length (mm)	Ø (mm)	Burst pressure (bar)	Ref.
300	15	900	853658
500	15	900	853659



GISS



GREASE GUN

Standards: DIN 1283, DIN 1284

Manual grease gun
Ø Pump piston: 8 mm
Max. discharge pressure: 260 bars
Distributed volume per pulse: 0.8 cm^3

DIN 1283 DIN 1284

Dimensions LxWxH (mm)	Volume (cm^3)	Weight (kg)	Ref.
405x400x66	500	1,2	853661

GISS



+ 2 lubricating positions lubrication with one hand operation possible

INDUSTRIAL GREASE GUN

Standards: DIN 1283, DIN 1284

Manual grease gun
Ø Pump piston: 10 mm
Max. discharge pressure: 300 bars
Two greasing positions:
- «Volume» position allows a volume of 0.9 cm^3 per pulse.
- «Pressure» position in case of difficult greasing, e.g. a resistant grease nipple.

DIN 1283 DIN 1284

Dimensions LxWxH (mm)	Volume (cm^3)	Weight (kg)	Ref.
405x400x66	500	1,2	853663

GISS



+ Performance unaltered after 40,000 cycles

PNEUMATIC GREASE GUN

Standard: DIN 1284

Pneumatically operated gun
Max. discharge pressure: 400 bars
Distributed volume per pulse: 0.8 cm^3
European type compressed air coupling (26)
Comes with high pressure hose connection
provision for pulse per pulse operation

DIN 1284

Dimensions (LxWxH) (mm)	Capacity (cm^3)	Weight (kg)	Ref.
400x170x75	500	2,1	842849

GISS



+ Performance unaltered after 40,000 cycles

PNEUMATIC GREASE GUN - CONTINUOUS OPERATION

Standard: DIN 1284

Pneumatically operated gun
Max. discharge pressure: 400 bars
Distributed volume per pulse: 0.8 cm^3
European type compressed air coupling (26)
Supplied with straight rigid coupling
Intended for continuous operation

DIN 1284

Dimensions (LxWxH) (mm)	Capacity (cm^3)	Weight (kg)	Ref.
400x170x75	500	2,1	842853

STEEL BODY SYRINGE

GISS

Standards: DIN 1283, DIN 1284

Zinc-plated steel body. Zinc cover.
Moulded head.
Rubber membrane with 2 spacers, allows more flexible and precise use during its operation.
Handle with a system to prevent injury at the stop.
Supplied with transparent hose.

DIN 1283 DIN 1284

Capacity (ml)	Weight (kg)	Spout (mm)	Ref.
500	0,84	350	853648



+ Moulded head.

BRASS BODY SUCTION GUN

GISS

Standards: DIN 1283, DIN 1284

Polished brass body, allows corrosive products to be used (fuel, oil, windscreen washer fluid, liquid coolant)
Lid material: zinc.
Moulded head.
Complete disassembly by the rear facilitating cleaning.
Rubber membrane with 2 spacers, allows more flexible and precise use during its operation.
Ergonomic handle protecting the hand.
Supplied with a suction wand: 135 mm

DIN 1283 DIN 1284

Capacity (ml)	Weight (kg)	Spout (mm)	Ref.
500	0,62	135	853650



+ For fluids: fuels, oils, coolant, windshield washer
Complete disassembly from the rear

INDUSTRIAL SUCTION GUN

GISS

Standards: DIN 1283, DIN 1284

All materials in contact with fluids are made of nickel-plated steel, making it possible to work with corrosive products (water, salt water, coolant)
Fluids: Oils up to SAE 90, oil, water up to 80°C
Ergonomic Tee handle.
Composite membrane allows you to work with very viscous oils or more or less solidified oils.
Removal of air by rear vent.
Double polyethylene cuff
Polyamide press washer
PVC hose.
Supplied with a suction wand and hose.

DIN 1283 DIN 1284 LPDE PAFV 30

Capacity (ml)	Weight (kg)	Wand length (mm)	Hose length (mm):	Ref.
500	0,62	270	470	853652



+ Allows you to work on very viscous oils

GISS



AUTOMATIC GREASER

Universal Grease EP, Grade NLGI 2. (DIN 51502 : KP2K-30)
Propeller gas operation (without battery)
Allows regular and continuous lubrication.
Contents: 120 cm³
Operating temperature: - 30°C to + 120°C
Male Thread: 1/4 gas BSPP-Outside diameter: 70 mm
Height: 110 mm

Operating duration	Colour code	Ref.
1 month	White	735599
3 months	Blue	735600
6 months	Red	735601
12 months	Grey	735602

GISS



+ Strong wear resistance thanks to its hardened head

STRAIGHT HYDRAULIC GREASER

Standard: DIN 71412

Material: galvanized steel.
Hexagonal body, hardened head.
Packaging: 10 greaser blisters.

DIN 71412

Male threaded Ø	Step [mm]	Ref.
M6	1	846378
M7	1	846379
M8	1	846380
M8	1,25	846381
M10	1	846382

GISS



+ Strong wear resistance thanks to its hardened head

HYDRAULIC GREASER 45° ANGLE

Standard: DIN 71412

Material: galvanized steel.
Hexagonal body, hardened head.
Packaging: 5 greaser blisters.

DIN 71412

Male threaded Ø	Step [mm]	Ref.
M6	1	735610
M8	1	735611
M8	1,25	735612

GISS



+ Strong wear resistance thanks to its hardened head

HYDRAULIC GREASER 90° ANGLE

Standard: DIN 71412

Material: zinc-plated steel-hexagonal body, hardened head.
Packaging: 5 greaser blisters.

DIN 71412

Male threaded Ø	Step [mm]	Ref.
M6	1	735614
M8	1	735615
M8	1,25	735616

SLIDE-ON CLIP

GISS



Clip for flat head grease nipple.
Material: galvanized steel.
Packaging: 1-clip blister.

Ø female tapped	Step [mm]	Ref.
M10	1	735623

\+ Its moulded part gives the clip a high degree of robustness

PULL CLIP

GISS



Clip for flat head grease nipple.
Material: galvanized steel.
Packaging: 1-clip blister.

Ø female tapped	Step [mm]	Ref.
M10	1	735756

4 JAWS HYDRAULIC COUPLER

GISS



Cemented 4 jaws coupler with tightening flat spot 15 mm in diameter
Clip for hydraulic grease nipple.
Material: galvanized steel.
Packaging: 1-clip blister.

Ø female tapped	Step [mm]	Ref.
M10	1	735758

\+ Highly resistant jaws very effective gripping

› SEE PAGE 482



Multi-purpose grease Ref. 735988

GISS



SETS OF 70 HYDRAULIC GREASERS

Standard: DIN 71412

Galvanized steel lubricators.
Contents:
40 straight hydraulic grease nipples:
- 10 male threaded grease nipples M6x1
- 10 male threaded grease nipples M8x1
- 10 male threaded grease nipples M10x1
- 10 male threaded grease nipples 1/8 Gas BSPT

15 elbowed hydraulic grease nipples at 45°:
- 5 male threaded grease nipples M6x1
- 5 male threaded grease nipples M8x1
- 5 male threaded grease nipples M10x1

15 elbowed hydraulic grease nipples at 90°:
- 5 male threaded grease nipples M6x1
- 5 male threaded grease nipples M8x1
- 5 male threaded grease nipples M10x1

DIN 71412

Number of pieces	Ref.
70	735618

GISS



SET OF 140 HYDRAULIC LUBRICATORS

Standard: DIN 71412

Galvanized steel lubricators.
Contents:
80 straight hydraulic grease nipples:
- 25 male threaded grease nipples M6x1
- 25 male threaded grease nipples M8x1
- 15 male threaded grease nipples M10x1
- 15 male threaded lubricators 1/8 Gas BSPT

30 elbowed hydraulic grease nipples at 45°:
- 10 male threaded grease nipples M6x1
- 10 male threaded grease nipples M8x1
- 5 male threaded grease nipples M10x1
- 5 male threaded lubricators 1/8 Gas BSPT

30 elbowed hydraulic grease nipples at 90°:
- 10 male threaded grease nipples M6x1
- 10 male threaded grease nipples M8x1
- 5 male threaded grease nipples M10x1
- 5 male threaded lubricators 1/8 Gas BSPT

DIN 71412

Number of pieces	Ref.
140	735620

METAL OILER, RIGID SPOUT

GISS

Steel oiler.
All valves are ball valves.
Rigid elbowed spout: 135 mm
Base area (Lxl): 144x84 mm
Pump material: polyethylene.
Spout material: aluminum.

Capacity (ml)	Height (mm)	Ref.
350	120	853625



+ Drip dosing pump

METAL OILER, RIGID AND FLEXIBLE SPOUT

GISS

Steel oiler.
All valves are ball valves.
Rigid elbowed spout: 135 mm
Flexible transparent spout: 210 mm
Base area (Lxl): 144x84 mm
Pump material: brass.
Spout material: aluminum.
Hose material: PVC.

Capacity (ml)	Height (mm)	Ref.
350	120	853627



+ Multi-purpose droplet dosing pump with U-bend spout for lubrication of hard-to-reach areas

DOUBLE-ACTION OILER

GISS

Zinc die casting oiler.
Ergonomic design.
Rotating suction head seeks for oil even when the oiler is inclined.
Double-effect brass pump: regular and drop-by-drop distribution.
Its articulated suction tube ensures an almost complete draining.
Base area (Lxl): 85x70 mm
Spout material: aluminum.
Lid with drainer.
Length of hose: 165 mm

Capacity (ml)	Height (mm)	Ref.
300	320	853629



+ Double-acting pump: classic and drip-drop dispensing. The rotary nozzle will fetch the oil even if the oiler is tilted.

GISS



+ Oil and acids resistant, suitable for food

GRADUATED PITCHER

Material: PP (Polypropylene)
Embossed and coloured graduation.
Operating temperature: -10° to +120° C
Base area (Lxl): 210x150
Nestable.
Ergonomic handle.
Funnel shaped spout.
Unbreakable.
Translucent.

AL PP

Capacity (L):	Height (mm)	Ref.
2	215	853667

GISS



+ Suitable for food

MEASURING PITCHER

Material: PP (Polypropylene)
Embossed graduation.
Operating temperature: -10° to +120° C
Measuring scale: 100 ml
Base area (Lxl): 290x215
Nestable.
Ergonomic handle.
Funnel shaped spout.
Unbreakable.
Translucent.

AL PP

Capacity (L):	Height (mm)	Ref.
5	215	853671

GISS



+ Oil, acid and fuel resistant

GRADUATED PITCHER WITH LID

Comes with cover and protective cap.
Operating temperature: -10 to 110°C
Material: HDPE (high-density polyethylene)
Hose material: LDPE (low-density polyethylene).
Length 160 mm.
Metric, English and American graduation.
Funnel shaped spout.
Unbreakable.

HDPE

Capacity (L):	Height (mm)	Ref.
2	290	853669

LEVER PUMP

GISS

For drums of 60, 200 and 220 litres.
Oils up to SAE 90, non-aggressive fluids, autolubricants.
Usable for engine oil, cutting oils,
undiluted antifreeze, oil, fuel, diesel, lubricant
(SAE T5W to SAE 90).
Telescopic rod.
Pump Body Material: steel.
All steel parts are zinc-plated.
Suction Rod Length: 480-900 mm
NBR/PVC Seals

Flow (L/min)	Weight (kg)	Ref.
16	1,7	853665



+ Nut secured flow spout

FUNNEL ASSORTMENT

GISS

Material: HDPE (high-density polyethylene)
Tab for easy grip.
Contents: 0.05L, 0.09L, 0.25L, 0.27L.

HDPE

Set of Funnels	Ref.
4	853673

Colours are non-contractual



+ Oil, acid and fuel resistant

DOUBLE USE FUNNEL - FLEXIBLE METAL SPOUT

GISS

Material: HDPE (high-density polyethylene)
Hose material: metal
Flow spout Length (mm): 300
Height (mm): 220
Base area (Lxl): 160x230
Splash Protection thanks to the wide rim.
Screw-in delivery hose.

HDPE

Capacity (L):	Ø (mm)	Ø output (mm)	Ref.
1,2	160	18	853675



+ Oil, acid and fuel resistant

FUNNEL WITH SPOUT

GISS

Material: PE - polyethylene
Flow spout Length (mm): 330
Height (mm): 470
Base area (Lxl): 195x160
With removable spout
Splash Protection thanks to the wide rim.
Ergonomic handle.
Stepped outlet diameter (mm): 13 or 19

Capacity (L):	Ø (mm)	Ø output (mm)	Ref.
1,2	160	13 or 19	853677



+ Resistant to oil, petrol and acids
Microscreen brass filter

GISS



METAL FUNNEL WITH FILTER

Material: Iron and polyethylene
Splash Protection thanks to the wide rim.
Ergonomic handle, good grip.
Height: 22 mm
Base area (Lxl): 205x160

Capacity (L):	Ø output (mm)	Ref.
1,3	22	853679

+ High flow rate Air vent grooves

GISS



RECTANGULAR FUNNEL

Material: PE - polyethylene
Straight spout.
Flow spout Length (mm): 330
Height (mm): 300
Base area (Lxl): 280x190
Splash Protection thanks to the wide rim.

PE

Capacity (L):	Ø output (mm)	Ref.
4	30	853681

+ Large capacity. Ideal for large quantities

GISS



TRIGGER SPRAYER

Translucent Tank
Capacity 0.75 L
NBR Gasket.
Spray release locking mechanism
Ergonomic head
Wide base for better stability
Long pumping lever

Contents	Ref.
750 ml	863862

Non-contractual colors.

1L SPRAYER

NEW

GISS



Rounded, ergonomic spray trigger (3 fingers).
Wide chemical compatibility, can be used with aggressive products.
Equipped with foam nozzle.
Polyethylene tank.
Translucent graduated body.
Flow rate of 1.4mL by trigger pressure.

Capacity (L)	Ref.
1	879803

PRESSURE SPRAYER

GISS



Blow-moulded polyethylene tank
Total Capacity 1.5 L
Possibility to spray continuously
Safety valve (3 bars max)
Pump with FKM Gasket

Contents	Ref.
1.5 L	863864

\+ Application of cleaning or disinfecting agents, neutral and acid base, and solvent base

5L SPRAYERS

GISS



Blow-moulded graduated polyethylene tank
Total Capacity 5 L
Nozzle adjustable from straight spray to mist
Safety valve (3 bars max)
Pump with FKM Gasket
Spray handle with integrated filter
Adjustable Straps

fab.

Contents	Ref.
5 L	863866

\+ Application of solvent-based products

GISS



+ Removable tap.
Tilt handle

15L FOOD CAN

Material: HDPE high-density polyethylene.
Color: Translucent white. Suitable for food.
Removable faucet, convenient cleaning.
Sturdy and insensitive to impact.
Carrying and tilt handle. Edges on the sides in order to prevent the bottom of the can from touching the ground.

HDPE AL

Capacity (L):	Base area (LxI):	Ref.
15	352x175	853637

GISS



+ Spout integrated in the jerrycan
No beak contamination
Robust and insensitive to impacts

20L FUEL JERRYCAN US TYPE HDPE

UN approval: 3H1-Y150. BAM Certification.
Manufactured according to TÜV standards. Cap with fixing tab to prevent loss. Spout with integrated vent.
Material: HDPE (high-density polyethylene).
Flexible discharge Material: LDPE (low-density polyethylene).
Also suitable for lead-free petrol.
Material of the closing spout and the adaptor: polypropylene.
Flow spout Length: 245 mm.
Exit diameter: 20 mm.
No soiling of the beak during storage inside the jerrycan.

UN BAM TÜV HDPE

Capacity (L):	Height (mm)	Weight (kg)	Ref.
20	480	1,45	853631

GISS



+ The cap can be turned over to store the spout in the jerrycan
Insensitive to impacts.

HYDROCARBON HDPE JERRYCAN

UN approval: 3H1-IMET1172. BAM Certification.
Manufactured according to TÜV standards.
Cap with fixing tab to prevent loss.
Material: HDPE (high-density polyethylene).
Also suitable for lead-free petrol.
Material of the closing spout and the adaptor: polypropylene.
Flow spout Length: 245 mm.
Exit diameter: 20 mm.

UN BAM TÜV HDPE

Height (mm)	Capacity (L):	Ref.
237	5	853633
319	10	853634
410	20	853635

FUEL JERRYCAN

GISS

UN-TÜV certification. BAM Certification.
Steel plate. Lacquered interior, welded version.
Also suitable for lead-free petrol.

UN BAM TÜV

Capacity (L):	Base Dimensions LxW (mm)	Weight (kg)	Ref.
10	345x165	2,9	853639
20	470x165	4,4	853640



+ Secured closing system

GASKET FOR JERRYCAN PLATE

GISS

For 10 L (Reference 853639) and 20 L fuel jerrycans (Reference 853640)

Ref.
853644



FLEXIBLE SPOUT

GISS

Material: galvanized steel.
Base area (Lxl): 57x50 mm.
Flow spout Length: 240 mm

For 10 L (Reference 853639) and 20 L fuel jerrycans (Reference 853640)

Ø	Height (mm)	Weight (kg)	Ref.
16	380	0,37	853642



GASKET FOR FLEXIBLE SPOUT JERRYCAN PLATE

GISS

Thickness: 5 mm
Base area (LxW): 55x50 mm
For 10 L (Reference 853639) and 20 L fuel jerrycans (Reference 853640)

Base area LxW (mm):
55x50



GISS MARKING TOOLS RANGE

How to choose?

Selection guide			
Medium type	**Colour marker**	**Tube marker**	**Marking spray**
Glass	**Yes**	**Yes**	**-**
Metal	**Yes**	**Yes**	**-**
Plastic	**Yes**	**Yes**	**-**
Cardboard	**Yes**	**Yes**	**-**
Concrete	-	**Yes**	**-**
Rubber	**Yes**	**Yes**	**-**
Brick	**-**	**Yes**	**-**
Ground, for road marking	**-**	**-**	**Yes**
Duration of application	Permanent	Permanent	Permanent
Operating temperature	-46°C +66°C	-20°C +70°C	-20°C +70°C
Resistance to humidity and U.V	Yes	Yes	Yes
GISS colour code	839917	843685	633503
	839916	843684	633508
	839915	843682	633507
	839919	843686	633505
	839918	843683	633506
	839920	843687	633504

GISS



WORK-SITE TRACING

Multi-support professional tracer.
Contents: 650 ml. Box of 12 aerosols.

APPLICATIONS

Ground marking on bitumen, concrete, wood, gravel, sand, earth, pickets, coated...

STRONG POINTS

Straight dissemination, allows the writing of letters or figures. Dries quickly (5 to 10 min.) and weatherproof.

Colour	Ref.
Red	633503
Orange	633504
Green	633505
Blue	633506
White	633507
Yellow	633508

\+ Its multi-position valve allows it to be used upright or upside down

PAINT UP 10 PERMANENT MARKING PEN

GISS

Pump felt pen.
Opaque paint with crushed pigments, permanent and fast drying (45 to 60 s).
Usable for marking, tracking, encoding, quality control...
Applicable on all types of smooth and clean materials: glass, plastic, pneumatic, machined parts, aluminium, rubber, cardboard...
Operating temperature: between -46°C and + 66°C
Heat Resistance: + 100°C
Water and UV resistant.
Limited halogen and chlorine content, usable on stainless steel.
Writing size: 2 mm
Tip allowing marking on rougher surfaces than with conventional tips.
Available in 6 colors.
Contents: 9 ml
Operating procedure: Shake vigorously, with the cap closed. To prime, exert pressure on the tip until the ink arrives. Apply the cap after use and store flat.

Colour	Ref.
White	839915
Yellow	839916
Red	839917
Blue	839918
Green	839919
Black	839920



\+ Paint without heavy metals (lead, mercury, cadmium...) and without harmful solvents (toluene, xylene...)

TB2 BALL MARKER TUBE

GISS

Opaque tube paint, permanent and fast drying.
Usable on all types of materials: metal, glass, ceramic, wood, rubber, concrete, plastic...
Very good adhesion on all types of surfaces: rusty, wet, rough, greasy...
Resistant to common solvents.
Operating temperature: between -20°C and + 70°C
Heat Resistance: +200°C
Flash Point: +27.5°C
Writing size: 3 mm
Available in 6 colors.
Contents: 50 ml
Operating procedure: Hold the tube straight, press the tip on the surface to be marked by lightly squeezing the tube.

Colour	Ref.
White	843682
Blue	843683
Yellow	843684
Red	843685
Green	843686
Black	843687



\+ Paint without heavy metals (lead, mercury...) and without harmful solvents (toluene...)

› SEE PAGE 1021



Non-woven G-WIPE EXTRA wipe Ref. 862425

GISS



+ Ideal for smooth surfaces (metal, plastic, glass)

PENCIL

2 versions are available:
-Carpenter's version for a common use.
-Multi-media version for general use, ideal for smooth surfaces (glass, metal and plastic).

Type	Length (mm)	Ref.
Carpenter	240	787625
Multi-media	230	787627

GISS



PENCIL SIZE

For GISS multigraph pencil and carpenter.

Ref.
843668

GISS NEW



PAINT

High quality professional paint.
For painting metal substrates
Available in 0.75L and 2.5L in line with RAL colours
Thinner 1L and 0.75L primer also available.
Quick drying
Excellent coverage.
Long lasting colour and gloss
Impact and scratch resistant. Resistant to outdoor conditions
Anti-corrosion

For ref. 879867 high temperature - operating temperature up to 600°

Colour scheme	RAL	Capacity	Ref.
Black	9005	0,75 L	879872
Matt Black	9005	0,75 L	879874
White	9010	0,75 L	879876
Matt white	9010	0,75 L	879877
Yellow	1023	0,75 L	879882
Orange	2009	0,75 L	879883
Blue	5005	0,75 L	879885
Sky Blue	5015	0,75 L	879886
Red	3000	0,75 L	879888
Signalling red	3020	0,75 L	879889
Green	6010	0,75 L	879891
Charcoal Grey	7016	0,75 L	879894
Light grey	7035	0,75 L	879895

Colour scheme	RAL	Capacity	Ref.
Black	9005	2,5 L	879851
White	9010	2,5 L	879854
Green	6010	2,5 L	879857
Blue	5005	2,5 L	879858
Yellow	1023	2,5 L	879859
Red	3000	2,5 L	879860

Colour scheme	RAL	Capacity	Ref.
Grey	Primer	0,75 L	879870
Black	High temperature	0,75 L	879867
-	Thinner	1 L	879865



PAINT AEROSOL

GISS

High quality acrylic professional paint.
For the treatment of treated and untreated materials of wood, metal, aluminium, glass, stone, cement, ceramics and various synthetic materials.

Fast Drying
Excellent covering and filling power
Long lasting tint and gloss
Shock and scratch Resistant
Resistant to external conditions
Anti-corrosion
Unalterable and UV resistant
Excellent grip

For the ref. 860183 high temperature-operating temperature up to 690°

Contents: 400 ml



+ 24 colors available

Colour scheme	RAL	Ref.
Golden Yellow	1004	860159
Yellow Chrome	1007	860160
Ivory	1015	860161
Signalling yellow	1023	860162
Orange	2009	860163
Red	3000	860164
Signalling red	3020	860165
Red lilac	4001	860166
Signalling Blue	5005	860167
Gentian Blue	5010	860168
Bright Blue	5012	860169
Sky Blue	5015	860170
Dark green	6005	860171

Colour scheme	RAL	Ref.
Green	6010	860172
Reseda green	6011	860173
Silver Grey	7001	860174
Charcoal Grey	7016	860175
Light grey	7035	860176
Brown	8001	860177
Black	9005	860178
White Alu.	9006	860179
White	9010	860180
Mat Black	9005	860181
Mat white	9010	860182
Black	High temperature	860183

GISS



CLEAR VARNISH

Particularly fast-drying acrylic varnish.
Can be used on metal, wood, glass, stone, ceramic, cardboard and recyclable plastics.
Dries and hardens quickly, can be sanded and is weather and light resistant.
Scratch, shock and impact resistant when dry.

The surface must be clean, dry and free from traces of grease and rust.
Shake the aerosol for about 3 mins prior to use.

Contents: 400 ml

Finish	Capacity (ml)	Ref.
Glossy	400	865208

GISS



UNIVERSAL PRIMER

Quick drying primer (underlayer) for application on a surface to be coated with synthetic, acrylic or nitro-combi paint.
Suitable for interior and exterior use.
Excellent adhesion on various surfaces: glass, ceramic, enamel, fibre cement, various types of plastic, cardboard, wood and metal.
The surface must be clean, dry and free of grease and rust.
Shake the aerosol for about 3 mins prior to use.

Contents: 400 ml

Colour scheme	Capacity (ml)	Ref.
Grey	400	865210

GISS



SPRAY GUN

Standards: EC and ATEX

Ideal for industrial maintenance needs.
For all industrial paint applications.
Precise and easy adjustment of the output flow and the sprayer width.
Ø of nozzle 1.8 mm

Lightweight, sturdy aluminum structure.
Ergonomic handle ensures comfort and good handling.

Low air consumption 265 l/min at 2 Bars.
Maximum air inlet pressure 8 bars.
Air inlet M ¼ NPS

Ref.
860601

Accessories	Ref.
Air cap	860603
Nozzle	860605
Needle roller	860607
Sprayer width adjustment valve	860609
Air Flow control Valve	860611
Oakum	860613
Gravity Cup	860615

› SEE PAGE 387



Barb connector - female fitting Ref. 869438

FIND IN THIS CATALOG A COMPLETE SELECTION OF PRODUCTS
FOR PAINTING WORK FROM PAGE 772.

› SEE PAGE 773



Flat paint brush Ref. 734144

› SEE PAGE 772



Painter's knife Ref. 845068

› SEE PAGE 777



Paint kit Ref. 787395

› SEE PAGE 706



Safety knife strap cutter Ref. 862015

› SEE PAGE 778



Waterproof cover with eyelets Ref. 855080

› SEE PAGE 791



Wooden trestle Ref. 879664

› SEE PAGE 779



Vegetable sponge for heavy work Ref. 854248

› SEE PAGE 791



Construction site chest Ref. 879668

How to choose?

GISS CABLE REEL RANGE

The **GISS** winder range meets the needs of professionals and ensures the required safety for use. All our products meet the current standards on the market.

• Electric power

When choosing a product, it is important to identify the electric power of the devices and machines to be connected.

Within the **GISS** range, you will find a power supply of up to 3680 Watts.

Warning: a reel should always be fully unwound prior to use. This prevents overheating.

• rope section of the reel

2 sections are available in the range:
- **section ropes 1.5 mm²:** Standard use
- **Section ropes 2.5 mm²:** Heavy use, construction sites.

A professional standard rope, the H07RNF (insulated to 700 Volts) that complies with the IP44 protection rating.

• rope length

The **GISS** range contains lengths of ropes ranging from 10 m to 40 m.
It is important to carefully select the length to ensure optimal operational efficiency.

GISS



\+ Cable available in 10 or 20 m

WALL MOUNTED CABLE REEL WITH AUTOMATIC REWIND

Standard: NFEN 61242

Polypropylene box with rotating yoke.
Equipped with flap power socket, NFC 61314 standard - - 2P+T – 16A- 250V
Protection rating: IP44
Standardised cable: H07RNF section 3 G 1.5 mm²
Integrated thermal cutoff.
Maximum available power: ROLLED UP: 1000 W - ROLLED OUT: 2300W
Type of current: Alternative 50 Hz-250Volts
WARNING: Do not exceed maximum admissible load

NF EN 61242-A11-1316 | IP44

Length (m)	Ref.
10	855942
20	855943

MSG 25
CABLE REEL 2.5 MM²

GISS



Standards: NFEN 61242 - A11 - 1316, and NFC 61314 - NFC 61601

Equipped with 4 overmoulded outlets with flaps: 2P + T-16A -250 Volts
Device power supply: Class 1 or 2
Protection rating: IP 44 - standard NFEN 60529 - Flap and socket blocker.
Standardised cable: H07RNF Insulated at 700 volts
Spool Ø 330 mm. Integrated thermal cutoff.
Maximum available power: Rolled out: 3680 W, 230 V; rolled up: 1300 W, 230 V
Type of current: Alternative 50 Hz-250Volts
Ergonomic insulating handle. 2 winder handles + cable feedthrough.
Quick opening unrolling cable guide adjustment.
22 mm diameter frame for better ground stability.
Removable flange. Composed of 90% recyclable parts.
Directions for use: Do not exceed maximum admissible load. Information about the cable is engraved on the rear of the panel. Disconnect before carrying out any maintenance work. A reel is used, completely un-wound.

NFC 61314 | NFC 61601 | NF EN 61242-A11-1316 | IP44

Length (m)	Section of cable (mm²)	Ref.
25	2,5	843438

MS 10
CABLE REEL 1.5 MM²

GISS



Standards: NFEN 61242-A11 and NFC 61314

Equipped with 4 clamshell plugs: 2P + T-16A -250 Volts
Overmolded Plug: 16A-250 Volts
Device power supply: Class 1 or 2
Protection rating: IP 44 - standard NFEN 60529 - Flap and socket blocker.
Standardised cable: H07RNF Insulated at 700 volts. Integrated thermal cutoff.
Maximum available power: Rolled out: 3000 W, 230 V; rolled up: 1000 W, 230 V
Type of current: Alternative 50 Hz-250Volts
Ergonomic insulating handle.
Directions for use: Do not exceed maximum admissible load.
A reel is used, completely un-wound.

NFC 61314 | NF EN 61242-A11-1316 | IP44

Length (m)	Section of cable (mm²)	Ref.
10	3x1,5	843431

CABLE REEL 4 FLAP SOCKETS

GISS



Standards: NFEN 61242 - A11 - 1316

Equipped with 4 clamshell plugs: 2 P + T-overmolded socket 16A-250 Volts
Protection rating: IP 44
Standardised cable: H07RNF Insulated at 700 volts
Integrated thermal cutoff.
Maximum available power: Rolled out: 3680 W, 230 V; rolled up: 1100 W, 230 V
Type of current: Alternative 50 Hz-250Volts
Device power supply: Class 1 or 2
Directions for use: Do not exceed maximum admissible load.
A reel is used, completely un-wound.

NF EN 61242-A11-1316 | IP44

Length (m)	Section of cable (mm²)	Ref.
25	3 x 2,5	804033
40	3 x 2,5	804034

GISS



MS 15
CABLE REEL 1.5 MM²

Standards: NFEN 61242 - A11 / NFC 61314

Equipped with 4 clamshell plugs: 2P + T-16A -250 Volts
Overmolded Plug: 16A-250 Volts
Device power supply: Class 1 or 2.
Protection rating: IP 44 - standard NFEN 60529 - Flap and socket blocker.
Standardised cable: H07RNF Insulated at 700 volts
Integrated thermal cutoff.
Maximum available power: 3000 Watts rolled out at 230 volts,
1000 Watts rolled up at 230 volts
Type of current: Alternative 50 Hz-250Volts
Ergonomic insulating handle
Directions for use: Do not exceed maximum admissible load.
A reel is used, completely un-wound.

NFC 61314 | NF EN 61242-A11-1316 | IP44

Length (m)	Section of cable (mm²)	Ref.
25	3x1,5	843433
40	3x1,5	843434

GISS



+ Available with 3 or 5 sockets

EXTENSION SOCKETS

Standards: EN 55 014, EN 61000-3-2-3-3,EN55 015 2

H05VVF Cable Section 3G1 mm²
Protection rating: IP20
Sheet: 2P+T – 16 A – 250 V – NFC 61303
Cable length: 1.5 m
Number of sockets: 2 P + E - 16 A - 250 V - AC: 3 (3 sockets power strip)
Number of sockets: 2 P + E - 16 A - 250 V - AC: 5 (5 sockets power strip)
Maximum power: 3500 W 230V
WARNING: Do not exceed maximum admissible load

IP20

Number of sockets	Ref.
3	855930
5	855931

GISS



PRO EXTENSION SOCKETS

H07RNF Cable section 3G 1.5 mm²
Protection rating: IP44
Sheet: 2P+T – 16 A – 250 V – NFC 61314
Number of sockets: 2 P + E - 16 A - 250 V - AC: 5 with flaps
Maximum power: 3500 W 230V
Switch: Yes
Cable length: 1.5 m
WARNING: Do not exceed maximum admissible load

IP44

Ref.
855928

› SEE PAGE 997



Dust vacuum cleaner 6 L R3D-61PS
Ref. 863564

PLUG 16A-250V-2 POLES + EARTH

GISS

Standard: EN NFC 61314 - 2 Pin plug

Hard rubber.

NFC 61314 | IP44



Type	Ref.
16 A	787358

16 A - 250 V - 2 PINS + EARTH PLUGS

GISS

Standard: EN NFC 61314 - 2 Pin plug

Hard rubber. With flap.

NFC 61314 | IP44



Type	Ref.
16 A	787360

TRIPLE MOBILE PLUG 16A-250V 2 POLES + GROUND

GISS

Standard: EN NFC 61314

Triple Mobile plug NF 16A – 2P+T.

NFC 61314 | IP44



Type	Ref.
16 A	843441

PLUG 380V - 3 POLES + NEUTRAL + GROUND

GISS

Standards: EN60309 - 1 - 2 - CE P17

Protection rating: IP 44

Adaptable to GISS construction cabinets.

EN 60309 | IP44



Type	Ref.
16 A	804036
32 A	804038

GISS



SAFETY CABINET 4 SOCKETS

Standard: NFC 15100

4 plug connectors 2P+T 16A/250 V
Differential circuit breaker 30mA/250v
Cable 2 m H07RNF 3 G 2.5

NFC 1500 | NFEN 60439-4 | IP44

Ref.
843425

+ Emergency stop button

GISS



SAFETY CABINET 8 SOCKETS

Standard: NFC 15100 et NFEN 60439-4

8 plug connectors 2P+T 16A/250 V
Differential circuit breaker 30mA/250v
Cable 2 m H07RNF 3 G 2.5

NFC 1500 | NFEN 60439-4 | IP44

Ref.
843429

+ Emergency stop button

GISS



SAFETY CABINET 250V/415V 6 SOCKETS

Standard: NFC 15100 et NFEN 60439-4

4 plug connectors 2P+T NF 16A/250 V
1 plug connector 3P+N+T P17 16A/415V
1 plug connector 3P+N+T P17 32A/415V
Differential circuit breaker 30mA/415V
Cable 2 m H07RNF 3 G 2.5

NFC 1500 | NFEN 60439-4 | IP44

Ref.
843427

+ Emergency stop button

This is what makes it **different from others**

THE **GISS** LIGHTING RANGE

PERFORMANCE TABLE

		LED	LUMEN	W
FLASHLIGHT				
867704	Flashlight LED	1 COB LED	160	1
867709	Flashlight LED ROBUST	1 COB LED	250	3
867715	SLIM LED HIGH TECH	1 COB LED	250	3
865206	Flashlight LED SLIM COMPACT	1 COB LED	180	2
804040	Cordless light 28 LED	28 LEDS	500	-
864634	Flashlight 360	1 COB LED	250	3
867717	Flashlight LED EASY LIGHT	1 COB LED	150	2
HEADLAMPS				
867723	Headlamp	1 LED	60	1
867719	Headlamp STRONG	3 Nichia LEDS	30	0.2
867721	Headlamp HIGH MAX	3 LEDS	190	1
PORTABLE LIGHT				
787368	Light 36 LED Spécial industry	36	2300	5
804042	Light 36 LED with file P17	36	2300	5
635599	Flourescent light 8W	-	-	8
635600	Light with light bulb 100W	-	-	100
SPOTLIGHT				
863868	Spotlight 38W	-	2350	38
863870 et 865593	Spotlight 55W	-	3600	55
865577 et 865579	Spotlight 108W	-	8250	108
641763 et 641764	Halogen spotlight 400W	-	9000	400
867990	LED rechargeable spotlight 10W	1 COB LED	1000	10
867992	LED rechargeable spotlight 20W	1 COB LED	1800	20
865581	Spotlight movement detector	1 LED	2100	30
867994 et 867996	Spotlight LED 50W	1 COB LED	4500	50
865583 et 865585	LED worksite spotlight 80W	1 COB LED	6800	80

THE CONVERSION RULE FOR LUX / LUMEN:

1 lux = 1 lumen per square metre
For example:800 lumens in a room measuring 12 m² = 800/12
Or 67 lux
Lux is a unit that defines the lighting effect (consequence).
The lumen is a unit that defines the power of a light source (cause)

PROTECTION OF ELECTRICAL APPLIANCES

The table below summarises the level of protection indicated by an IP (Ingress Protection) rating
Our specifications were based on these two objectives, maximising your light spectrum (lux) whilst avoiding the hazards associated with heat emission.
All our products are defined with a level of protection of between 0 to 7

Protection	X index	Y index
0	Not protected	Not protected
1	Protected against solid foreign particles > 50 mm	Protected against water leaks
2	Protected against solid foreign particles > 12 mm	Protected against water leaks, with the maximum inclination of 15°
3	Protected against solid foreign particles > 2.5 mm	Protected against rain water.
4	Protected against solid foreign particles > 1 mm	Protected against water splash
5	Protected against dust	Protected against water spray
6	Dust proof	Protected against water sheets
7	Protected against immersion effects	Protected against subsequent immersions

*Our lamps do not comply with ATEX standards

GISS



LED TORCH

Aluminium body, anti-slip, matt finish.
Focal length regulated by a lens allowing a homogeneous diffusion of light.
Resistant to liquid projections.
3 functions: Reduced brightness/strong/flashing.
Range: 120 m
Power: 160 lumens
Switch at the end of the case for easy use.

Length: 150 mm
Weight: 143 g

Power supply via 2 LR6 batteries supplied.

IP54

Ref.
867704

GISS NEW







LED PENLIGHT

COB LED technology lamp.
ABS shockproof body. «Soft touch» finish
Power 1W, 150 lumens
Magnetic pocket clip.
Operating time: 3 hours

Dimensions (mm): 12 x 27 x 165
Weight (g): 75 (with batteries)

3 x LR3 / AAA / 1.5V batteries (not included)

IP20

Ref.
879680

GISS NEW



L-SHAPE/ANGLE LED TORCH

Features:
Foldable head can be positioned at 90°
Strong Magnetic Cap
Pocket Clip

Specification:
LED-CREE Xp-G2 S2
Beam Distance: 96M
Intensity: 2300ccl
Waterproof: IPx4
Drop resistant: 1.0M
Powered by 3 x AAA batteries (not included)
Battery Running Time: 3 (High)/12 (Low) Hours
Power: 250 (full power) Lumens
Size: 147 x 30 x 30 mm

IPX4

Ref.
8386317

LED LAMP EASY LIGHT

GISS



COB technology LED lamp.
ABS body «Soft touch" finish.
Power 2W, 150 lumens
With belt clip. Magnetized.
180° Reclining Base

Dimensions (mm): 45x30x172
Weight (g): 130

Powered by 3 AAA batteries

IP20

Ref.
867717

LED LAMP ROBUST '

GISS



COB technology LED lamp.
2 Lighting modes: Front mode or torch.
ABS body, shockproof. «Soft touch" finish.
3W Power, 250 lumens (1 W and 80 lumens for the flashlight)
Magnetic tip, folding bracket.
-Swivelling head 150°
Use time: 3-4 hours
Refill time: 3 hours

Dimensions (mm): 53x43x262
Weight (g): 226

Delivered with 220Volts charger
Battery 3.7 V 3600mAH Li-ion

IP62

Ref.
867709

LED LAMP 360°

GISS



Standards: CE, ROHS

COB LED 3 W lamp - 250 lumens/Head light: 1W at the end
ABS body and rubber grip.
360° rotation of the body / Rotating and magnetic base 180°
Guard: IP 43
Battery: Li-ion - 2200mA.h
Load time: 4, 5h
Use time: 3 h in 3W use COB / 8h in 1W use
Magnetic tip and magnet on the back.
Folding holder hook.
Supplied with car charger and 220Volt charger
Weight: 252g
Length: 242 mm
Width: 55 mm
Thickness: 30 to 40 mm

IP43

Ref.
864634

GISS



SLIM INSPECTION LED LAMP

COB technology LED lamp.
2 Lighting modes: Front mode or torch.
Extra slim ABS body. «Soft touch" finish.
3W Power, 250 lumens (2 LEDs SMD and 30 lumens for the flashlight)
3-point magnetic back and foldable retaining hook.
Use time: 2 -3 hours
Refill time: 3-4 hours

Dimensions (mm): 40x28x32
Weight (g): 160

Delivered with 220Volts charger and USB cable
Battery 3.7 V 2600mAH Li-ion

IP44

Ref.
867715

GISS NEW







CORDLESS LED COB SLIM INSPECTION LIGHT

Features:
Micro adjustment lumen switch.
Foldable base with powerful magnet - 360° rotation.
Hanging hook.
Built in 2200mAh LI-Ion battery.
4 hour charging time: When in charging mode - red indicator flashes. Charging completed - blue indicator light on. Low battery - yellow indicator light flashes.
Supplied complete with 5V 1A USB charger and USB cable.

Specification:
LED max power: 15W LED COB light.
Power: 410 (Full power) Lumens.
LI-ion rechargeable battery: 3.7V 2200mAh.
Battery running time: 2.5 (High) / 10 (Low) hours.
Charger input: AC100-240V 50/60Hz.
Power output: 5.0V 1,000 mAh.
Storage temp: -20° to 70°C.
Operation temp: -5° to 50°C.
Size: 375 x 40 x 30 mm.

IP54

Dimensions (mm)	Plug	Ref.
375x40x30	Euro	8350798
375x40x30	UK 3-Pin	8350799

› SEE PAGE 562



7-Drawer roller cabinet with 86 piece tool kit
Ref. 865487

LED HEAD LIGHT STRONG

GISS

Standards: ROHS and CE

3 LED Lighting
Light intensity: 30 lumens
Housing swivelling downwards

3 functions:
- Economy mode
- Full power Mode
- Flashing Mode

Range: 20m
Average battery life: 6/8 hours
Adjustable elastic for all head sizes
Works with 2 x 1.5V (R03 AAA) batteries, not included
IP 54 and 3 1.5V batteries (R03 AAA)

IP54





Dimensions (mm)	Ref.
56 x 33 x 30	867719

LED HEAD LIGHT HIGH MAX

GISS

Standards: ROHS and CE

3 LED Lighting
Light intensity: 190 lumens
Swivelling downwards casing

4 functions:
- Economy mode
- Intermediate Mode
- Full power Mode
- Flashing Mode

Duration and average power: 12 hours
Adjustable elastic for all head sizes
Works with 2 x 1.5V AAA batteries, not included.

IP54





Dimensions (mm)	Weight (g)	Ref.
68 x 32 x 43	92	867721

LED HEADLIGHT

GISS

LED 1 Watt-1 LED lamp.
3 Lighting modes: Economy, regular, flashing.
ABS body, aluminum finish.
Protection rating: IP34
Resistant to shock, splash and runoff.
Inclination of the lamp up to 90°
Elastic headband with double adjustment.
Battery life: Up to 25 hours.
Works with 3 batteries LR3-AAA-1.5 V (not included)
Weight: 50 g Dimensions : 122x50x45 mm

IP34



Dimensions (mm)	Poids (g)	Ref.
122 x 50 x 45	50	867723

GISS



36 LED «SPECIAL INDUSTRY» WORK LIGHT

Standard: NF EN60598

36 LED lamp-230 V
Generates highly contrasting lighting (1100 lux at 50 cm).
5 meters of H07RNF cable.
Waterproof IP 54
Protected switch.
Rubber handle.
Shock-resistant Structure.
Resistant to solvents and hydrocarbons.

NF EN 60598 | IP54

LED number	Contrast (Lux/cm)	Length (mm)
36	1100/50	440

GISS



36 LED WORK LIGHT - 24 VOLTS - WITH P17 PLUG

Standard: NF EN60598

36 LED Lamp-24 V with a P17 plug
Waterproof IP 54
Generates highly contrasting lighting (1100 lux at 50 cm).
AC/DC. Tube Ø 65 mm
5 meters of H07RNF cable. Protected switch.
Rubber handle. Shock-resistant Structure.
Resistant to solvents and hydrocarbons.

NF EN 60598 | IP54

LED number	Length (mm)	Ref.
36	440	804042

+ Ideal for hard to access areas

› SEE PAGE 529



PRATIK MOV+ large wheeled trolley organiser
Ref. 862109

10W RECHARGEABLE LED SPOTLIGHT

GISS

Standard: CE

COB Led type - Power 10W.
Aluminium case.
2 lighting levels: max. 1000 lumens - min. 500 lumens.
Comes with a 230v charger and a 12v car cable.
Aprox. charging time: 4 to 5 hours.
Aprox. operating time : - at 100 % : 3 hours, - 50%. 6 hours.
Battery : 3.7V – 4400mAh Li-Ion.
Charge indicator/On-off switch.
30 000 Long life LED.
Low heat emission (no risk of burns on the aluminium body)

IP54





Dimensions (mm)	Weight (g)	Ref.
120 x 170 x 45	780	867990

20W RECHARGEABLE LED SPOTLIGHT

GISS

Standard: CE

COB Led type - Power 20W.
Aluminium case.
2 lighting levels: max. 1800 lumens - min. 900 lumens.
Comes with a 230v charger and a 12v car cable.
Aprox. charging time: 3 to 4 hours.
Aprox. operating time : - at 100 % : 3 hours, - 50%. 6 hours.
Battery : 74V – 4400mAh Li-Ion.
Charge indicator/On-off switch.
30 000 Long life LED.
Low heat emission (no risk of burns on the aluminium body)

IP54





Dimensions (mm)	Weight (g)	Ref.
135 x 185 x 45	1030	867992

30 W LED SPOTLIGHT MOVEMENT DETECTOR

GISS

Standard: CE

Detection: 12 meters
Setting the lighting time: 5s at 6 min
Setting the day/night sensitivity
Impact Resistant Glass
Head IP 65
Low heat release
Aluminum Structure

tête IP65



Ref.
865581

GISS



80 W MOBILE LED SPOTLIGHT

Standard: CE

Portable LED projector with 2 x 16A/250V plug sockets.
Power: 6800 Lumens.
Protection rating: IP54 Head - IP44 Data Sheet
5 meters of H07RNF cable 3G 1.5.
Impact Resistant Glass. Rigid plastic structure. Low heat release
On/Off switch

tête IP54

Name	Power (W)	Luminance (lumen)	Ref.
Spotlight	80	6800	865583

GISS



80 W MOBILE SPOTLIGHT WITH TELESCOPIC MAST

Standard: CE

Portable LED projector with 2 x 16A/250V plug sockets.
Power: 6800 Lumens.
Protection rating: IP54 Head - IP44 Data Sheet
5 meters of H07RNF cable 3G 1.5.
Impact Resistant Glass. Rigid plastic structure. Low heat release
On/Off switch

tête IP54

Name	Power (W)	Luminance (lumen)	Ref.
Spotlight	80	6800	865585

› SEE PAGE 505



MSG 25 electric cable reel 2.5 mm² Ref. 843438

50W DOUBLE POWER SUPPLY LED SPOTLIGHT

NEW GISS

Battery-powered projector and/or 50W sector
4500 lumens on full power.

5m H05RNF cable
On/Off switch
Power switch, either 50% or 100%
Charging indicator light
Magnetic foot, for use on telescopic mast ref. 865591

Charging time: approx. 3 hrs
Work time: 3 hrs at 100% - 6 hrs at 50%

tête IP54



Dimensions (mm)	Weight (g)	Ref.
30 x 27 x 13	2,7	879674

80W MULTIPOSITION LED SPOTLIGHT

NEW GISS

Portable 80W Multi-Position LED Worksite Projector
7200 lumens on full power.

Can be used on telescopic column ref. 865591

5 m cable HO7RNF 3G1.5
16A 250V rear socket NF with flap

Maximum 80W: 40W + 20W + 20W
Open shutters width 81cm
Adjustable shutters up to 280°

tête IP54



Dimensions (mm)	Weight (g)	Ref.
31 x 43 x 17	4,4	879676

GISS



+ Impact resistant glass

50W MOBILE LED SPOTLIGHT

Standard: CE

35 SMD LED type - Power 50W - 4500 lumens.
Foldable projector.
Power: 50W
Plastic box. Non removable glass
3m Cable H05RNF 3G1 - plug IP44
4500 lumens
Long life of the LED: 50 000 H
Low heat release

tête IP65

Dimensions (mm)	Weight (Kg)	Ref.
380 x 380 x 200	3	867994

GISS



50W MOBILE LED SPOTLIGHT WITH TELESCOPIC MAST

Standard: CE

35 SMD Led type - Power 50W - 4500 lumens.
Foldable projector, on-pole model.
Plastic box. Non removable glass
3m Cable H05RNF 3G1 - plug IP44

Long life of the LED: 50 000 H
Low heat release

Height of pole: 2,40m

tête IP65

Dimensions (mm)	Ref.
380 x 380 x 200	867996

GISS



TELESCOPIC MAST

Telescopic mast adaptable to all GISS spotlights
(except ref.641763 and 855936)
Height of mast: 2.45 m
4 legs with fixing holes

Ref.
865591

What you need to know

THE «VARIED» PADLOCK RANGE

Under the «variable» system, one user can open one padlock.

The «variable» padlock range is has 2 models:
- A variable padlock is designed to cater for the most common of your locking needs.
- Based on its original design (solid brass, 5 pins etc.), the **GISS+** «variable» padlock offers more security, thanks to the overwhelming number of possible locking combinations.

VARIED PADLOCK

GISS

One-piece brass body.
4 pins.
Hardened nickel plated steel handle.
Comes with 2 nickel-plated brass keys.
Double anchor, pin mechanism.
Polished brass finish.
Padlock for «cloakroom» use, consult us.

Length (mm)	Ref.
20	707169
30	607023
35	607024
40	607025
45	607026
50	707170
60	707171



GISS+ VARIED PADLOCK

GISS

Solid brass body.
5 pins.
Hardened steel handle.
Double anchor.
Comes with 2 keys.
Padlock for «cloakroom» use, consult us.

Length (mm)	Ref.
30	845717
35	845718
40	845719
45	845720
50	845721



› SEE PAGE 959



Cloakroom lockers

GISS



+ Compact and practical

ADJUSTABLE COMBINATION SAFETY GISS PADLOCK 40 MM

One-piece body in polished brass. Handle nickel-plated steel, length 40 mm. Modifiable combination with 4 ferrules mechanism.

Width (mm)	Handle diameter (mm)	Ref.
40	5	855895

GISS



ADJUSTABLE COMBINATION SAFETY GISS PADLOCK

One-piece body, hardened steel handle.
Steel ball locking, 5-ferrules mechanism.
100 000 possible combinations.

Width (mm)	Handle diameter (mm)	Ref.
41	7	787564

What you need to know

THE GISS «KEYED-ALIKE» RANGE HAS SEVERAL VARIATIONS

A system allows several locks to be open with the same key. Consequently, all the padlocks in the system will have to be identical.

Indeed, all models called «K-A» will definitely have the same lock. A single key of this type will open any lock of K-A padlocks, however it will not be able to open any other type of padlock.

GISS+ KEYED-ALIKE PADLOCK

NEW GISS

Solid brass body.
Available in 2 5-pin locks, called K-A and K-B (padlocks with the same name can be all opened with the same key).
Hardened steel handle.
Double anchor points.
Delivered with 2 keys.



Length (mm)	Keying	Ref.
30	K-A	880833
30	K-B	880834
35	K-A	880835
35	K-B	880836
40	K-A	880837

Length (mm)	Keying	Ref.
40	K-B	880838
45	K-A	880839
45	K-B	880840
50	K-A	880841
50	K-B	880842

GISS KEYED-ALIKE PADLOCK

GISS

Comes with 2 keys.

Length (mm)	Ref.
40	739993
45	739994




Tools




STORAGE 524


CLAMPING TOOLS 572

SPANNERS 572
DOUBLE ENDED SOCKET WRENCH 582
ADJUSTABLE WRENCHES 584
HEXAGON WRENCHES 585
RATCHETS AND SOCKETS 597
TORQUE TOOLS 620
SCREWDRIVERS 622
SCREWDRIVER BITS 630


ADJUSTABLE PLIERS 636


VICE 667


BEVELS 671


MAGNETS 676


HAMMERS 681


BEARING PULLER 698


SAWS AND SAW BLADES 700


KNIFES AND BLADES 702


BOLT CUTTERS 711


FILES 713


ELECTROPORTATIVE CONSUMABLES 726

JIG SAW BLADES 726
BRUSHES 731
CYLINDER SAWS 734


MEASURING TAPES 736


BUILDING TOOLS 750


DRILLS 792


DIAMOND DISCS 804


SPECIAL TOOLS 807

SPARK RESISTANT WRENCHES 807
INSULATED TOOLS 1000V 822


AIR TOOLS 830

ROEBUCK STORAGE SOLUTIONS

Roebuck's storage and organisation product range proposes a large selection of solutions.
A product solution for each one of your everyday needs.

Roebuck storage solutions were designed and developed based on specifications set to meet the needs of each user:

Comfort | Safety | Mobility | Robust | Modular

TOOL BOXES AND TOOL CASES

Metal

Robust, reliability and increased visibility of product when fully open.



Polypropylene and polycarbonate

User comfort, ergonomic, lightweight and modular.



Soft-fabric

Flexible. Storage options with multiple pockets.



CASES

Alu
Robustness, increased visibility of tools, locking and mobility security facilitated.



Soft-fabric
Lightweight, water resistant and multiple compartiments.



Heavy-duty tool back pack
Water resistant, functional, ergonomic.
Includes detachable tool roll.
Laptop storage space.
Features padding for comfort.



MODULAR ORGANIZERS

Polypropylene
Flexible modular storage solutions.



ROEBUCK *organiser solutions are also available in compositions.*

PRATIK
SOFT FABRIC TOOL BAG

Roebuck





Polyester tool bag including:
-1 Main Storage area
-1 compartment with 2 plastic storage boxes (12 compartments per box)
-9 side pockets for storage
Storage capacity: 10 litres
Aluminum handle with comfort grip.
Robust shoulder strap with reinforced cushion for shoulder comfort.
Closing of the main flap and the "hold" pocket by velcro.
Protective pads underneath.
Delivered without tools.

Dimensions (mm)	Weight (kg)	Ref.
420x230x260	2,37	852008

PRATIK +
SOFT FABRIC TOOL BAG

Roebuck





+ Large storage capacity of 25 litres

Polyester tool bag including:
-1 Main Storage area
-5 Internal storage pockets
-9 side storage pockets with flap and Velcro closure
-3 side pockets for storage
-1 zipped pocket
Storage capacity: 25 litres
Aluminum handle with comfort grip.
Robust shoulder strap with reinforced cushion for shoulder comfort.
Closing of the main flap by velcro fastening.
Protective pads on the underneath.
Delivered without tools.

Dimensions (mm)	Weight (kg)	Ref.
520x250x340	2,98	854271

30 PIECE TOOL KIT



PRATIK soft fabric tool bag with 30 piece tool kit

Roebuck

Contents:
- 1 Chisel 250 mm (Ref 733694).
- 10 mixed wrenches Ø 7, 8, 10, 12, 13, 14, 17, 19, 22, 24 mm (Ref. 865255, 865256, 865258, 865260, 865261, 865262, 865265, 865267, 865270, 865272).
- 1 bi-material cutter (Ref. 787534).
- 1 Set of 9 male ball-head Allen keys (Ref. 787655).
- 1 fitter's hammer 40 mm (Ref. 733687).
- 1 diagonal cutting pliers 160 mm (Ref. 847005).
- 1 universal pliers 160 mm (Ref. 847013).
- 1 punch (Ref. 4972003).
- 1 screwdriver Phillips PH2 (Ref. 826449).
- 3 screwdriver slotted 4x100, 5.5x125, 6.5x150 (Ref. 826608, 826609, 826462).
- 1 slip joint pliers (Ref. 787552).

Components	Ref.
Tool bag	852008
30 piece tool kit	880723

58 PIECE TOOL KIT



PRATIK soft fabric tool bag with 58 piece tool kit

Roebuck

Contents:
- 6 combination spanners 6x12 Ø 7, 8, 10, 13, 17, 19 (Ref. 865298, 865299, 865301, 865304, 865308, 865310).
- 1 set of 9 ball head wrenches (Ref. 787655).
- 1 riveting hammer 40 mm (Ref. 733687).
- 1 diagonal cutter 160 mm (Ref. 847005).
- 1 universal clamp 160 mm (Ref. 847013).
- 1 needle (Ref. 4972003).
- 1 adjustable wrench 35 mm (Ref. 5044467).
- 2 screwdrivers slotted 5,5x125, 6,5x150 (Ref. 826609, 826462).
- 1 adjustable plier (ref 787552).
- 1 box 30 screw screwdriver bits (Ref. 787669).
- 1 Screwdriver with magnetic tip 1/4" (Ref. 828057).
- 1 medium-smooth flat file 200 mm (Ref. 829040).
- 1 large capacity vice grip (Ref. 845299).
- 2 pin punches Ø 2.3 (Ref. 828064, 828065).

Components	Ref.
Tool bag	852008
58 piece tool kit	880727

30 PIECE TOOL KIT





PRATIK + soft fabric tool bag with 30 piece tool kit

Roebuck

Contents:
- 1 Chisel 250 mm (Ref 733694).
- 10 mixed wrenches Ø 7, 8, 10, 12, 13, 14, 17, 19, 22, 24 mm (Ref. 865255, 865256, 865258, 865260, 865261, 865262, 865265, 865267, 865270, 865272).
- 1 bi-material cutter (Ref. 787534).
- 1 Set of 9 male ball-head Allen keys (Ref. 787655).
- 1 fitter's hammer 40 mm (Ref. 733687).
- 1 diagonal cutting pliers 160 mm (Ref. 847005).
- 1 universal pliers 160 mm (Ref. 847013).
- 1 punch (Ref. 4972003).
- 1 screwdriver Phillips PH2 (Ref. 826449).
- 3 screwdriver slotted 4x100, 5.5x125, 6.5x150 (Ref. 826608, 826609, 826462).
- 1 slip joint plier (Ref. 787552).

Components	Ref.
Tool bag	854271
30 piece tool kit	880723

58 PIECE TOOL KIT





PRATIK + soft fabric tool bag with 58 piece tool kit

Roebuck

Contents:
- 6 combination spanners 6x12 Ø 7, 8, 10, 13, 17, 19 (Ref. 865298, 865299, 865301, 865304, 865308, 865310).
- 1 set of 9 ball head wrenches (Ref. 787655).
- 1 riveting hammer 40 mm (Ref. 733687).
- 1 diagonal cutter 160 mm (Ref. 847005).
- 1 universal clamp 160 mm (Ref. 847013).
- 1 needle (Ref. 4972003).
- 1 adjustable wrench 35 mm (Ref. 5044467).
- 2 screwdrivers slotted 5,5x125, 6,5x150 (Ref. 826609, 826462).
- 1 adjustable plier (ref 787552).
- 1 box 30 screwdriver bits (Ref. 787669).
- 1 Screwdriver with magnetic tip 1/4" (Ref. 828057).
- 1 medium-smooth flat file 200 mm (Ref. 829040).
- 1 large capacity vice grip (Ref. 845299).
- 2 pin punches Ø 2.3 (Ref. 828064, 828065).

Components	Ref.
Tool bag	854271
58 piece tool kit	880727

Roebuck





LAPTOP AND TOOL BAG

600 denier polyester.
4 outside pockets.
Large inside pocket, ideal for storing a laptop (12")
Internal tool storage area.
Zipped front compartment.
Comfortable handle and padded shoulder strap.

Dimensions (cm)	Ref.
36x20x27	8346126

Roebuck



WIDE MOUTH TOOL BAG

600 denier polyester.
Numerous tool storage options both internally and externally.
Zip closure.
Comfortable handle and padded shoulder strap.

Dimensions (cm)	Ref.
40x23x29	6906078

Roebuck



EXTRA LARGE HEAVY DUTY TOOL BAG

600 denier polyester.
Numerous tool storage options both internally and externally.
Zip closure.
Comfortable handle and padded shoulder strap.

Dimensions (cm)	Ref.
46x28x30	6906076

PRATIK MOV + LARGE WHEELED TROLLEY ORGANISER

Roebuck





Polyester tool box (350g/m²) containing:
-1 Main Storage area
-5 Internal storage pockets
-1 storage divider for special tools, screwdrivers and wrenches.
-1 Zip Pouch
-3 side storage pockets with flap and Velcro closure
-3 side storage pockets with closing clips
-3 Outside Pockets
-1 reinforced saw compartment.
Storage capacity of 40 litres.
Maximum load of 35 kg.
Aluminum handle with comfort grip.
Robust shoulder strap with reinforced cushion for shoulder comfort.
Velcro-type closure for main flap.
Protective pads on the underside.
«Trolley» system with telescopic arm and heavy-duty wheels Ø 90 mm.
Tool bag only. Tools not included.

Dimensions (mm)	Weight (kg)	Ref.
420x490x330	4.7	862109

30 PIECE TOOL KIT



PRATIK MOV soft fabric large wheeled trolley organiser with 30 piece tool kit

Roebuck

Contents:
- 1 Chisel 250 mm (Ref 733694).
- 10 mixed wrenches Ø 7, 8, 10, 12, 13, 14, 17, 19, 22, 24 mm (Ref. 865255, 865256, 865258, 865260, 865261, 865262, 865265, 865267, 865270, 865272).
- 1 bi-material cutter (Ref. 787534).
- 1 Set of 9 male ball-head Allen keys (Ref. 787655).
- 1 fitter's hammer 40 mm (Ref. 733687).
- 1 diagonal cutting pliers 160 mm (Ref. 847005).
- 1 universal pliers 160 mm (Ref. 847013).
- 1 punch (Ref. 4972003).
- 1 screwdriver Phillips PH2 (Ref. 826449).
- 3 screwdriver slotted 4x100, 5.5x125, 6.5x150 (Ref. 826608, 826609, 826462).
- 1 slip joint plier (Ref. 787552).

Components	Ref.
Tool bag	862109
30 piece tool kit	880723

58 PIECE TOOL KIT



PRATIK MOV large wheeled trolley organiser with 58 piece tool kit

Roebuck

Contents:
- 6 combination spanners 6x12 Ø 7, 8, 10, 13, 17, 19 (Ref. 865298, 865299, 865301, 865304, 865308, 865310).
- 1 set of 9 ball head wrenches (Ref. 787655).
- 1 riveting hammer 40 mm (Ref. 733687).
- 1 diagonal cutter 160 mm (Ref. 847005).
- 1 universal clamp 160 mm (Ref. 847013).
- 1 needle (Ref. 4972003).
- 1 adjustable wrench 35 mm (Ref. 5044467).
- 2 screwdrivers slotted 5,5x125, 6,5x150 (Ref. 826609, 826462).
- 1 adjustable plier (ref 787552).
- 1 box 30 screwdriver bits (Ref. 787669).
- 1 Screwdriver with magnetic tip 1/4" (Ref. 828057).
- 1 medium-smooth flat file 200 mm (Ref. 829040).
- 1 large capacity vice grip (Ref. 845299).
- 2 pin punches Ø 2.3 (Ref. 828064, 828065).

Composition	Ref.
Trolley organiser	862109
58 piece tool kit	880727

Roebuck



TOOL BOX

Rigid polypropylene structure.
Closure with metal fasteners that can be padlocked (padlock not included).
Integrated mobile tool tray.
Integrated measuring ruler on the lid.
Aluminum handle.
Reinforcements on the corners.
Available in 2 sizes and capacities.

Type	Dimensions (mm)	Payload (kg)	Capacity (L)	Ref.
Standard	595x345x355	38	40	7850932
Compact	450x350x350	20	28	7850928





Roebuck



MOBILE TOOL CHEST

Rigid polypropylene structure.
Closure with metal fasteners that can be padlocked (padlock not included).
Integrated mobile tool holder.
Integrated measuring ruler on the lid.
Aluminum handle.
Reinforcements on the corners.
Plastic casters with rubber coating.

Dimensions (mm)	Ref.
680x400x355	7850933





Roebuck



TOOL BOX - 20L

Polypropylene structure.
Cover with translucent storage boxes for small parts.
Cover with a padlock hole.
Inside tray.
Payload: 30 kg.
Interior dimensions (HxWxL) 143x464x200 mm.

Dimensions (mm)	Ref.
518x275x256	735975

TOOL BOX R1

Roebuck

Polypropylene box.
Has 2 separate compartments integrated into the lid for storing small parts. Transparent polycarbonate cover, resistant to scratches and impacts.
Integrated mobile tool tray.
Aluminium handle and latches.
Can be padlocked.

Dimensions (mm)	Ref.
462x256x242	7850929





TOOL BOX R2

Roebuck

Polypropylene box.
Has 2 separate compartments integrated in the lid for storing small parts. Transparent polycarbonate cover, resistant to scratches and impacts.
Integrated mobile tool tray.
Aluminium handle and latches.
Can be padlocked.

Dimensions (mm)	Ref.
547x271x278	7850930





TOOL BOX R3

Roebuck

Polypropylene box.
Has 2 separate compartments integrated in the lid for storing small parts. Transparent polycarbonate cover, resistant to scratches and impacts.
Integrated mobile tool tray.
Aluminium handle and latches.
Can be padlocked.

Dimensions (mm)	Ref.
595x289x328	7850931





Roebuck



MOBILE MODULAR TOOL TROLLEY

Rigid polypropylene structure.
Made up of 3 stackable modules:
-1 tool case
-4 housing modules for trays
-1 storage base
Large handle reinforced for increased comfort and sturdiness.
4 organisers integrated into the lid.
4 bins with lids (2 on the front and 2 on the back).
Closing with metallic lockable fasteners (padlock not provided).
2 bi-material wheels.

Dimensions (mm)	Weight (kg)	Ref.
497x445x712	5.43	860227



30 PIECE TOOL KIT

Roebuck



MOBILE modular tool trolley with 30 piece tool kit

Contents:
- 1 Chisel 250 mm (Ref 733694).
- 10 mixed wrenches Ø 7, 8, 10, 12, 13, 14, 17, 19, 22, 24 mm (Ref. 865255, 865256, 865258, 865260, 865261, 865262, 865265, 865267, 865270, 865272).
- 1 bi-material cutter (Ref. 787534).
- 1 Set of 9 male ball-head Allen keys (Ref. 787655).
- 1 fitter's hammer 40 mm (Ref. 733687).
- 1 diagonal cutting pliers 160 mm (Ref. 847005).
- 1 universal pliers 160 mm (Ref. 847013).
- 1 punch (Ref. 4972003).
- 1 screwdriver Phillips PH2 (Ref. 826449).
- 3 screwdriver slotted 4x100, 5.5x125, 6.5x150 (Ref. 826608, 826609, 826462).
- 1 slip joint plier (Ref. 787552).

Composition	Ref.
Mobile trolley	860227
30 piece tool kit	880723

METAL CANTILEVER TOOL BOX

Roebuck



+ Will accomodate hacksaw frame

Dual handles, 5 trays.
Lid with a hasp, large opening for easier access to tools.

Dimensions (mm)	Ref.
430x200x200	736221

30 PIECE TOOL KIT

Roebuck



METAL CANTILEVER TOOL BOX WITH 30 PIECE TOOL KIT

Contents:
- 1 Chisel 250 mm (Ref 733694).
- 10 mixed wrenches Ø 7, 8, 10, 12, 13, 14, 17, 19, 22, 24 mm (Ref. 865255, 865256, 865258, 865260, 865261, 865262, 865265, 865267, 865270, 865272).
- 1 bi-material cutter (Ref. 787534).
- 1 Set of 9 male ball-head Allen keys (Ref. 787655).
- 1 fitter's hammer 40 mm (Ref. 733687).
- 1 diagonal cutting pliers 160 mm (Ref. 847005).
- 1 universal pliers 160 mm (Ref. 847013).
- 1 punch (Ref. 4972003).
- 1 screwdriver Phillips PH2 (Ref. 826449).
- 3 screwdriver slotted 4x100, 5.5x125, 6.5x150 (Ref. 826608, 826609, 826462).
- 1 slip joint plier (Ref. 787552).

Composition	Ref.
Tool box	736221
30 piece tool kit	880723

› SEE PAGE 700



Hack saw frame Ref. 864597

33 PIECE TOOL KIT



METAL CANTILEVER TOOL BOX WITH 33 PIECE TOOL KIT

Roebuck

Contents:
-5 box spanners 6x12 Ø 8,10,13,17,19 (Refs 865299, 865301, 865304, 865308, 865310).
-10 combination wrenches Ø 8,10,12,13,14,15,16,17,18,19 (Refs 865256, 865258, 865260, 865261, 865262, 865263, 865264, 865265, 865266, 865267).
-1 large capacity vice clamp (Reference 845299).
-1 diagonal cutter 160 mm (Reference 847005).
-1 set of 9 male spherical head wrenches (Ref 787655).
-1 riveting hammer 40 mm (Ref. 733687).
-1 needle (ref 4972005), 1 metal saw mount (ref 864597).
-1 dual-material cutter (Reference 787534), 2 pin-punches (Reference 828064, 828065).
-1 superimposed adjustable pliers (Ref 787552).

Composition	Ref.
Toolbox	736221
Set of 33 tools	880725

58 PIECE TOOL KIT



METAL CANTILEVER TOOL BOX WITH 58 PIECE TOOL KIT

Roebuck

Contents:
- 6 combination spanners 6x12 Ø 7, 8, 10, 13, 17, 19 (Ref. 865298, 865299, 865301, 865304, 865308, 865310).
- 1 set of 9 ball head wrenches (Ref. 787655).
- 1 riveting hammer 40 mm (Ref. 733687).
- 1 diagonal cutter 160 mm (Ref. 847005).
- 1 combination plier 160 mm (Ref. 847013).
- 1 needle (Ref. 4972003).
- 1 adjustable wrench 35 mm (Ref. 5044467).
- 2 screwdrivers slotted 5,5x125, 6,5x150 (Ref. 826609, 826462).
- 1 adjustable plier (ref 787552).
- 1 box 30 screwdriver bits (Ref. 787669).
- 1 Screwdriver with magnetic tip 1/4" (Ref. 828057).
- 1 medium-smooth flat file 200 mm (Ref. 829040).
- 1 large capacity vice grip (Ref. 845299).
- 2 pin punches Ø 2.3 (Ref. 828064, 828065).

Composition	Ref.
Tool box	736221
58 piece tool kit	880727

› SEE PAGE 706



Safety knife strap cutter Ref. 862015

SOFT FABRIC TOOL CASE

Roebuck



Contents:
Case consisting of 11 storage spaces:
- 5 short straps.
- 3 wide straps.
- 3 large capacity units.

Dimensions (mm)	Ref.
290x240x50	840408

8 PIECE TOOL KIT

Roebuck



TEX 3
Soft fabricstorage case

Contents:
4 screwdrivers:
- Slotted: 5.5x125, 6.5x150 (refs 826609, 826462).
- Phillips: PH1, PH2 (refs 826448, 826449).
- Pocket case, hex keys, Slot-head, PH, Torx GBX 2 (ref 827111)
- Slip-joint plier PVC sleeved handles (ref 787552).
- Multi-purpose shears (ref 7432913).
- Pencil (ref 787627).

Number of pieces	Dimensions (mm)	Ref.
8	290x240x50	880737

› SEE PAGE 585



Adjustable wrench - chrome Ref. 5044463

9 PIECE TOOL KIT

Roebuck



TEX 2
Soft fabric storage case

Contents:
5 screwdrivers: - Slotted: 5,5x125, 6,5x150 (ref 826609, 826462).
- Phillips : 2x100 (ref 826449).
- Torx: 20x100, 30x115 (ref 827100, 827102).
- Folding 7 piece hex keys set 2mm to 8mm (ref 827123).
- Combination plier 180 mm (ref 847014).
- Diagonal cutter 160 mm (Reference 847005).
- Bent nose pliers half round 200mm (Ref. 847021).

Number of pieces	Dimensions (mm)	Ref.
9	290x240x50	880735

19 PIECE TOOL KIT

Roebuck



TEX 1
Soft fabric storage case

Contents:
6 screwdrivers: - Slotted: 4x100, 5,5x125, 6,5x150 (refs 826608, 826609, 826462).
- Torx: 20x100, 30x115 (ref 827100, 827102).
- Screwdriver bit holder (ref 828057).
- Box of 10 screwdriver bits PH1/2/3 PZ1/2/3, Torx 15/20/25/30 (ref 867988).
- Folding 7 piece hex key set 2mm to 8mm (ref 827123).
- Combination plier 180 mm (ref 847014).
- Diagonal cutter 160 mm (ref 847005).

Number of pieces	Dimensions (mm)	Ref.
19	290x240x50	880733

› SEE PAGE 597



72 teeth composite ratchet Ref. 828239

7 PIECE ELECTRICIAN'S TOOL KIT

Roebuck



TEX 6
Soft fabric storage case

Contents:
VDE tested 1000V insulated tools:
- Insulated Screwdriver 1000 V slotted: 3x100, 5,5x125 mm (ref 827106, 827108).
- Insulated screwdrivers 1000 v Phillips PH1, PH2 (ref 826505, 826506).
- ErgoMaxx 25° multi-purpose cutting pliers (ref 840526).
Non-insulated tools:
-1 Voltage detector Screwdriver (ref 826498).
- 1 automatic stripping pliers (ref 840536).

Number of pieces	Dimensions (mm)	Ref.
7	290x240x50	880743

9 PIECE ELECTRICIAN'S TOOL KIT

Roebuck



TEX 5
Soft fabric storage case

Contents:
VDE tested 1000V insulated tools:
- Insulated Screwdriver 1000 V slotted: 3x100, 5,5x125 mm (ref 827106, 827108).
- Insulated screwdrivers 1000 v Phillips PH1, PH2 (ref 826505, 826506).
- 1 Insulated Diagonal Cutter 1000 V-160 mm (ref 840530).
- 1 half-round long-nose pliers insulated 1000 V (ref 840532).
Non-insulated tools:
- 1 Voltage detector Screwdriver (ref 826498).
- 1 cable stripper with hook blade (ref 840491).
- 1 automatic stripping pliers (ref 840536).

Number of pieces	Dimensions (mm)	Ref.
9	290x240x50	880741

› SEE PAGE 712



2 Blades electrical knife, wooden handle
Ref. 853413

10 ELECTRIC PIECE TOOL KIT

Roebuck



TEX 4
Soft fabric storage case

Contents:
VDE tested 1000V insulated tools:
Insulated screwdrivers 1000V:
- 3 screwdrivers Slotted: 3x100, 4x100, 5.5x125 mm (ref 827106, 827107, 827108).
- 2 screwdrivers Phillips PH1, PH2 (ref 826505, 826506).
- 1 insulated combination plier 1000 V-180 mm (ref 840510).
- 1 Insulated Diagonal Cutter 1000 V-160 mm (ref 840530).
- 1 Insulated Stripping Clamp 1000 V-160 mm (ref 840528).

Non-insulated tools:
- 1 metre folding ruler (ref 867691)
- 1 Voltage detector screwdriver (ref 826498).

Number of pieces	Dimensions (mm)	Ref.
10	290x240x50	880739

BACK PACK

Roebuck



Heavy duty tool back pack. Water resistant. Functional.
Polyester 600D.
Straps and back with ergonomic padding for a user comfort.

Includes:

- 40 assorted detachable pocket tool roll
- 1 laptop space
- 2 side pockets
- 1 front storage mesh pocket

L x H x W (cm)	Ref.
35 x 47 x 18	6906077

› SEE PAGE 743



Clamp-on ammeter Ref. 860237

ALU TROLLEY SUITCASE - EMPTY

Roebuck

Black color.
Key lock.
2 pairs of twin wheels.
Reinforced sliding handle.
Series Modular plates.

Dimensions (mm)	Ref.
450x150x330	827933



77 PIECE TOOL KIT

Aluminum trolley case 77 tools

Composition:
- 9 combination wrenches (mm): 8-10-11-12-13-14-17-19-22
- 14 sockets 1/2 (mm): 10-11-12-13-14-15-16-17-18-19-20-21-22-24
- 1 ratchet 1/2
- 1 extension 1/2 125 mm
- 1 scribe
- 1 1/2 gimbal
- 11 sockets 1/4 (mm): 5-5,5-6-7-8-9-10-11-12-13-14
- 1 ratchet 1/4
- 1 extension 1/4 50 mm
- 1 extension 1/4 100 mm
- 1 1/4 gimbal
- 1 extension 1/4
- 1 bit screwdriver.
- 1 socket end cap.
- 1 box of 30 tips with bit holder.
- 1 riveting hammer of 30 (320 mm).
- 1 power strip 240 mm sheathed.

Number of pieces	Dimensions (mm)	Ref.
77	450x150x330	880769

89 PIECE TOOL KIT

ALU TROLLEY SUITCASE 89 TOOLS

Components:
- 1 a set of 7 screwdrivers (refs 826449, 826606, 826608, 826609, 826462, 826432, 826433)
- 1 folding case GBX2 hexagonal keys (ref 827111)
- 1 crescent wrench 250 mm
- 1 diagonal cutter pliers 160 mm
- 1 Needle 6 mm + 1 needle 8 mm

Components	Ref.
Suitcase 77 tools	880769
Kit 12 tools	880719

Roebuck



Roebuck



EMPTY ALU SUITCASE

Black and aluminium colors. Key lock.
Includes 2 standard modular plates.
Dimensions: 450x150x330 mm

Dimensions (mm)	Ref.
450x150x330	827935



77 PIECE TOOL KIT

Roebuck



ALU SUITCASE 77 TOOLS

Contents:
- 9 assorted wrenches (mm): 8-10-11-12-13-14-17-19-22
-1 tracer point
-14 Sockets 1⁄2 (mm): 10-11-12-13-14-15-16-17-18-19-20-21-22-24
-1 ratchet 1⁄2
-1 extension 1⁄2 125 mm
-1 square universal joint 1⁄2
-11 sockets 1⁄4 (mm): 5-5,5-6-7-8-9-10-11-12-13-14
-1 ratchet 1⁄4
-1 extension 1⁄4 50 mm
-1 extension 1⁄4 100 mm
-1 square universal joint 1⁄4
-1 spinner handle 1⁄4
-1 tip holding socket
-1 tip holding screwdriver.
-1 box of 30 bits with bit holder.
-1 riveter hammer of 30 (320mm)
-1 x 240 mm socket, red PVC sheath.

Number of pieces	Dimensions (mm)	Ref.
77	450x150x330	880767



89 PIECE TOOL KIT

Roebuck



ALU SUITCASE 89 TOOLS

Components:
-1 set of 7 screwdrivers (refs 826449, 826606, 826608, 826609, 826462, 826432, 826433)
-1 foldable case GBX2 (ref 827111)
-1 crescent wrench 250 mm
-1 diagonal cutter pliers 160 mm
-1 Needle 6 mm + 1 needle 8 mm

Components	Ref.
Suitcase 77 tools	880767
Kit 12 tools	880719

11S PLASTIC SMALL PARTS STORAGE ORGANISER

Roebuck

Two-colour Black/Grey.
Transparent cover for identification and rapid processing of stored parts.
Adjustable separators: 5.
Maximum compartments: 11.
Thanks to the hinges located on the side, the user can attach two boxes together to increase overall storage capacity.

Dimensions (mm)	Number of compartments	Ref.
192 x 143 x 50	11	7851560









14S PLASTIC SMALL PARTS STORAGE ORGANISER

Roebuck

Two-colour Black/Grey.
Transparent cover for identification and rapid processing of stored parts.
Adjustable separators: 10.
Maximum compartments: 14.
Thanks to the hinges located on the side, the user can attach two boxes together to increase overall storage capacity.

Dimensions (mm)	Number of compartments	Ref.
284 x 192 x 50	14	7851561









Roebuck



27S PLASTIC SMALL PARTS STORAGE ORGANISER

Two-colour Black/Grey.
Transparent cover for identification and rapid processing of stored parts.
Adjustable separators: 21.
Maximum compartments: 27.
Thanks to the hinges located on the side, the user can attach two boxes together to increase overall storage capacity.

Dimensions (mm)	Number of compartments	Ref.
385 x 143 x 50	27	7851562







Roebuck



4C PLASTIC SMALL PARTS COMBIBOX STORAGE ORGANISER

Two-colour Black/Grey.
Transparent cover for identification and rapid processing of stored parts.
Supplied with 4 adjustable compartments of different sizes allowing the user to configure the interior disposition according to their storage needs.
Thanks to the hinges on the side, the user can attach two boxes together to increase overall storage capacity.

Dimensions (mm)	Number of compartments	Ref.
192 x 145 x 50	4	7859051







4C XL PLASTIC SMALL PARTS COMBIBOX STORAGE ORGANISER

Roebuck



Two-tone Black/Grey.
Transparent cover for the rapid identification and tracking of stored parts.
Supplied with 4 modular, different sized compartments allowing the user to configure the interior layout in line with storage requirements
The hinges on the side of the organisers mean that you can attach two boxes together to increase overall storage capacity.

Dimensions (mm)	Ref.
385x283x50	7859053
284x192x50	7859052



PLASTIC REMOVABLE BIN SMALL PARTS STORAGE ORGANISER

Roebuck



Two-tone Black/Grey.
20 removable storage compartments.
Polycarbonate coating scratch-resistant and resistant to mechanical damage.
Extra large trays with positioning system inside the organiser for storing loose parts.
Solid aluminium locks to securely close the organiser.
Anti-impact, non-slip corners.
Rubber finish.

Dimensions (mm)	Number of components	Ref.
389x599x110	20	7925571
389x400x110	12	7851563



PLASTIC SMALL PARTS FLEXIBLE STORAGE ORGANISER

Roebuck



Two-tone Black/Grey.
Polycarbonate coating scratch-resistant and resistant to mechanical damage.
Modular dividers to freely organise storage space.
Solid aluminium locks to securely close the organiser.
Anti-impact, non-slip corners.
Rubber finish.

Dimensions (mm)	Ref.
389x599x110	7925572
389x400x110	7851564



BOX SYSTEM

Roebuck





ORGANISER BOX ONE SERIES

Polycarbonate storage case.
Payload 13 kg.
The U profile is designed to keep your boxes in place.
11 lockable bins.
Zip fasteners.
The BOX One organisers are stackable.
Contents:
8 bins 69x79x109 mm (HxLxW).
1 bin 69x55x235 mm (HxLxW).
1 bin 69x55x157 mm (HxLxW).
1 bin 69x79x218 mm (HxLxW).

Dimensions (mm)	Ref.
79x413x330	829102

\+ Stackable, Shock absorber cover
The shock resistant lid can sustain a 5 kg load when dropped from 2m

Roebuck



ORGANISER BOX ONE SERIES A6

The U profiled lid is designed to keep the contents in place.
Payload 5 kg.
Click-lock mechanism.
Transparent cover.
Contents:
1 bin 69x79x218 mm (HxLxW).
3 bins 69x79x109 mm (HxLxw).
2 bins 69x55x235 mm (HxLxw).

Dimensions (mm)	Ref.
78x338x261	829100

Roebuck



ORGANISER BOX SERIES A 11

The U profiled lid is designed to keep the contents in place.
Payload 5 kg.
Click-lock mechanism.
Transparent cover.
The removable range - 11 bins.
Contents:
5 bins 47 x 79 x 109 mm (HxLxW).
2 bins 47 x 39 x 109 mm (HxLxW).
4 bins 47 x 55 x 79 mm (HxLxW).

Dimensions (mm)	Ref.
57x338x261	829098

MULTI-PURPOSE STORAGE CASE

19 Removable units + 2 fixed compartments.

Dimensions (mm)	Ref.
460x325x80	794336



MULTI-BOX SYSTEM

Large storage capacity on a minimum surface area.

Multi-use storage system.

Modular storage for fixed (workshop) or mobile (truck) use.

The multi-box is stackable and nestable with other multi-boxes.

Identification by handle colour code.

Integrated strap for locking all multi-boxes together.

The click-lock mechanism keeps in place the cover and the contents of each box.



MULTIBOX I SYSTEM

Roebuck

Contents: 4 Boxes series A 11-Removable gasket 11 buckets.
Dimensions of the Buckets:
2 buckets: 47x39x109 mm (HxLxW)
4 buckets: 47x55x79 mm (HxLxW)
5 buckets: 47x79x109 mm (HxLxW)

Dimensions (mm)	Ref.
310x376x265	829094



MULTIBOX II SYSTEM

Roebuck

Contents:
2 Box series A 11 cases - the new removable range 11 boxes.
1 Box series A 6-Removable gasket 6 buckets.
Dimensions of the Buckets:
For A 11 series:
2 buckets: 47x39x109 mm (HxLxW)
4 buckets: 47x55x79 mm (HxLxW)
5 buckets: 47x79x109 mm (HxLxW)
+
For A 6 series:
3 buckets: 69x79x109 mm (HxLxW)
1 bucket: 69x79x218 mm (HxLxW)
2 buckets: 69x55x235 mm (HxLxW)

Dimensions (mm)	Ref.
310x376x265	829090



+ Large storage capacity with minimum space

Roebuck



MULTIBOX III SYSTEM

Contents:
6 A 11 series boxes - removable range, 11 boxes.
1 A 6 series box - removable range, 6 boxes.

Dimensions (mm)	Ref.
310x376x265	829088

\+ Large storage capacity with minimum space

Roebuck



MULTI BOX IV SYSTEM

4 Boxes series A 11-Removable gasket 11 buckets.
2 Boxes series A 6-Removable gasket 6 buckets.

Dimensions (mm)	Ref.
310x376x265	829084

\+ Large storage capacity with minimum space with 2 m^2 of storage space

Roebuck



MULTI BOX V SYSTEM

Contents:
8 Boxes series A 11-Removable gasket 11 buckets.
2 Boxes series A 6-Removable gasket 6 buckets.

Dimensions (mm)	Ref.
310x376x265	829078

\+ Large storage capacity with minimum space

› SEE PAGE 590



9 Piece folding TORX key set - phosphate
Ref. 827129

ROEBUCK MOBILE TOOL CHEST RANGE

Roebuck proposes 4 different ranges, covering all your needs for tool chests.

The METALLICA range

Thanks to its "mini" format, METALLICA tool chests are designed to store the most essential of your tools and lock it using a 40 mm padlock.
The main advantages of the mini chest are its ease of movement and use (thanks to its swivel handle rotating at 45°).



- The ease of movement thanks to its swivel handle
- Central locking, using a padlock
- 2 steerable wheels and a locking brake on one wheel
- Drawers open to 100%
- Max load per drawer is 25 kg
- Metal tray

The 5T and 4T+S range

In its standard format this range offers mobility, considerable capacity and reliability, when catering for your daily needs.

- ABS tray – Central locking
- Ergonomic tube handle
- Various storage configurations
- Available in 5 or 4 drawers + bin
- 2 steerable wheels and a locking brake on one wheel
- Drawers open to 100%
- Max load per drawer is 25 kg



ROEBUCK MOBILE TOOL CHEST RANGE

The BI-COLOUR range

Manufactured from 10/10th sheet metal, this range is designed for intensive use.
Available with 6 drawers, this chest stands out thanks to its «made-to-measure» configuration.
The drawers come in 4 different colours.

- Centralised drawer locking system
- ABS tray
- 2 steerable wheels and a locking brake on one wheel
- Drawers open to 100%
- A choice of 4 colours
- Max load per drawer is 50 kg



fab.

The 7T PREMIUM range

Being robust, practical and ergonomic, this new range is designed to cater for your most demanding tool storage needs.

- 7 drawers
- Centralised drawer locking system
- Anti-tilt system
- Non-slip tray
- 2 steerable wheels and a locking brake on one wheel
- Drawers open to 100%



fab.

ROEBUCK MOBILE WORK TROLLEY

OPEN range
High grade steel Roller Cabinet with an open design for optimal access to tools.

- 1 drawer and 2 racks
- Ball-bearing slider
- Smart Lock system
- Matt electrostatic powder coating
- Work top with rubber mat
- 2 steerable wheels and a locking brake on one wheel



EXTRA range
High grade steel wide bodied Roller Cabinet with wooden worktop.

- 7-drawer and cabinet
- Centralised drawer locking system
- Anti-tilt system
- Multi-layer wood panel
- 2 steerable wheels and a locking brake on one wheel
- Drawers open to 100%



6/7/8 drawers Roller Cabinets

This range of mobile roller cabinets is available in 3 models: 6, 7 or 8 drawers. The rolling cabinets offer the sturdiness and durability that professionals require.

- Worktop with non-slip rubber coating
- Anti-tip system
- Central locking
- Rolling drawer sliders
- 2 steerable wheels and a locking brake on one wheel



8T Roller Cabinet

This range offers sturdiness and durability as well as practicality. Its large width offers optimal storage capacity without impacting the roller cabinet's mobility.

- Worktop with non-slip rubber coating
- Anti-tip system
- Central locking
- Telescopic ball bearing drawer sliders
- 2 steerable wheels and a locking brake on one wheel
- Bottom drawer with double slide



Roller cabinet's 13 drawers

This range offers sturdiness and durability as well as practicality. Its large width offers optimal storage capacity without impacting the roller cabinet's mobility.

- Wooden worktop 25mm
- Anti-tip system
- 100% drawer opening
- Telescopic ball bearing drawer sliders
- 2 steerable wheels and a locking brake on one wheel
- Ultra-durable electrostatic matt powder coating



OPEN MOBILE WORK TROLLEY

OPEN MOBILE WORK TROLLEY

A heavy-duty work trolley for professionals users such as Engineers, Mechanics and Technicians. Designed to enable the user to take key tools and parts direct to the job and to ptovide a mobile work space.

Maximum load 40 kg / drawer
Net weight: 26 kg

Solid construction, manufactured from premium sheet steel.
Ultra-durable electrostatic matt powder coated.
Recessed worktop with rubber mat provides a convenient working area.
Top drawer with 100% opening and a depth of 80 mm.
- Anti-tilt system.
- Runners with low friction telescopic ball bearings allow for an easy opening.

2 shelves for large tools, large parts and lubricants, etc.

Castors wheels:
- 2 fixed
- 1 swivel
- 1 swivel with lock

Dimensions of drawer and shelf:
- Drawer 1: H 80 x L 525 x W 380 mm
- Shelf 1: H 215 x L 525 x W 380 mm
- Shelf 2: H 315 x L 525 x W 380 mm

Maximum load 40 kg / drawer

Net weight: 26 kg
Overall dimensions: H 930 (with wheels) x L 630 x W 450 mm

Model	Ref.
OPEN mobile work trolley	7849751



› SEE PAGE 942



Workshop furniture

METTALICA 4T MOBILE TOOL CHEST 4 DRAWERS

Roebuck



\+ 45° swivel handle mobility

Dimensions: l 660 x D 460 x H 600 mm
Metal tray, ABS trim.

Rolling: Ø 125 mm wheels - 2 fixed castors, 2 directional castors; of which one with total brake.

4 drawers:
- 2 drawers of 50 mm
- 2 drawers of 100 mm
100% opening
Load capacity per drawer: 25 kg
Retractable handle, removable and adjustable at 45°
Central locking with padlock
Weight: 52.5 kg

Model	Dimensions (mm)	Ref.
METALLICA 4T	660x460x600	828243

My choice is the METALLICA mini-organiser AS IS OR WITH TOOLS! 86, 94 or 123 tools for an extraordinary price/quality ratio

86 PIECE TOOL KIT



METTALICA 4T MOBILE TOOL CHEST WITH 86 PIECE TOOL KIT

Roebuck

Contents:
Storage module for sockets and bits (ref 880765):
-17 sockets ½ inch (mm): Ø10-11-12-13-14-15-16-17-18-19-20-21-22-24-27-30-32
-11 sockets ¼ inch (mm): Ø 5-5.5-6-7-8-9-10-11-12-13-14
-1 socket holder, 1 sliding handle
-1 ratchet ¼ inch 72 teeth
-2 extension ¼ inch 50 and 100 mm
-1 universal joint ¼ inch, 1 universal joint ½ inch
-1 crescent wrench 250 mm
-1 ratchet ½ inch 72 teeth
-2 extension 1/2 inch 125 and 250 mm
-5 bits ¼ inch slotted (mm): 3.5-4.5-5.5-6.5-8
-7 hex bits ¼ inch (mm): 2-3-4-5-6-7-8
-4 ¼ inch Phillips PH bits (0-1-2-3)
-4 bits Pozidriv PZ (0-1-2-3)
-10 Torx ¼-inch bits: T7-T8-T9-T10-T15-T20-T25-T27-T30-T40
-1 ¼-inch magnetic bit holder
- 9 long hex keys (mm): 1.5-2-2.5-3-4-5-6-8-10
Screwdriver storage module (ref 880763):
-1 Phillips screwdriver PH2
-4 screwdrivers slotted 3x80, 4x100, 5.5x125, 6.5x150
-2 Torx screwdrivers (T10-T20)

Components	Ref.
METALLICA 4T	828243
86 piece tool kit	880729

94 PIECE TOOL KIT



METALLICA 4T MOBILE TOOL CHEST WITH 94 PIECE TOOL KIT

Contents:
Storage module for sockets and bits (ref 880765):
-17 sockets ½ inch (mm): Ø 10-11-12-13-14-15-16-17-18-19-20-21-22-24-27-30-32
-11 sockets ¼ inch (mm): Ø 5-5.5-6-7-8-9-10-11-12-13-14
-1 socket holder, 1 sliding handle
-1 ratchet ¼ inch 72 teeth
-2 extension ¼ inch 50 and 100 mm
-1 universal joint ¼ inch, 1 universal joint 1/2 inch
-1 crescent wrench 250 mm
-1 ratchet ½ inch 72 teeth
-2 extension ½ inch 125 and 250 mm
-5 bits ¼ inch slotted (mm): 3.5-4.5-5.5-6.5-8
-7 hex bits ¼ inch (mm): 2-3-4-5-6-7-8
-4 ¼ inch Phillips PH bits (0-1-2-3)
-4 bits Pozidriv PZ (0-1-2-3)
-10 Torx ¼-inch bits: T7-T8-T9-T10-T15-T20-T25-T27-T30-T40
-1 ¼-inch magnetic bit holder
- 9 long hex keys (mm): 1.5-2-2.5-3-4-5-6-8-10
Screwdriver storage module (ref 880763):
-1 Phillips screwdriver PH2
-4 screwdrivers slotted 3x80, 4x100, 5.5x125, 6.5x150
-2 Torx screwdrivers (T10-T20)
Hammer module (ref 845711):
-1 tri-material riveting hammer (ref 845303)
-1 hammer 32 mm (ref 733698)
-1 chisel 200 mm (ref 828644)
-1 pin punch 2 mm (ref 828064)
-1 pin punch 3 mm (ref 828065)
-1 pin punch 4 mm (ref 828066)
-1 pin punch 5 mm (ref 828067)
-1 pin punch 6 mm (ref 828068)

Components	Ref.
METALLICA 4T	828243
94 piece tool kit	880731

123 PIECE TOOL KIT



METALLICA 4T MOBILE TOOL CHEST WITH 123 PIECE TOOL KIT

Contents:
Organiser module (ref 788167):
Organiser module of 12 empty cases
Screwdriver module (ref 880763):
- 1 Phillips screwdriver PH(2)
- 4 slotted screwdrivers (3x80-4x100-5.5x125-6.5x150)
- 2 Torx screwdrivers (T10-T20)
Assorted spanners module (ref 865281):
- 12 combination spanners (mm) 8 - 10 - 11 - 12 - 13 - 14 - 15 - 16 - 17 - 19 - 22 - 24
Punch module (ref 880755):
- 1 mallet 280 mm, 1 fitter's hammer 30 mm, 1 cutter 18 mm break-off blades, 1 punch 6 mm, 1 punch 8 mm, 1 scriber
Pliers module series 1 (ref 866254):
- 1 cutting tip plier 160 mm, 1 combination plier 180 mm
- 1 wire stripper, 1 slip joint plier 240 mm red PVC
Pliers module:
- 2 diagonal cutting pliers 160 and 180 mm (ref 847005 and 847006)
- 2 semi-round, bent nose pliers 160 and 200 mm (ref 847020 and 847021)
Pipe wrench module 6x12 (ref 865377):
- 10 pipe wrenches (mm) : 8 - 9 - 10 - 11 - 12 - 13 - 14 - 17 - 19 - 21
Sockets and tips module (ref 880765):
- 11 sockets ¼ inch (mm): 5 - 5.5 - 6 - 7 -8 - 9 - 10 - 11 -12 - 13 - 14
- 1 socket-tip-holder, 1 sliding handle, 1 ratchet ¼ inch 72 teeth, 2 extensions ¼ inch 50 and 100 mm, 1 universal joint ¼ inch
- 17 socket ½ inch (mm): 10 - 11 - 12 - 13 -14 - 15 -16 - 17 - 18 - 19 - 20 - 21 - 22 - 24 - 27 - 30 - 32, 1 universal joint ½ inch, 1 ratchet ½ inch 72 teeth, 2 extensions ½ inch 125 and 250 mm, 5 tips ¼ inch slotted (mm): 3.5 - 4.5 - 5.5 - 6.5 - 8, 7 tips ¼ inch hex (mm) : 2 - 3 - 4 - 5 - 6 - 7 - 8
- 7 tips ¼ inch Phillips PH (0-1-2-3)
- 4 tips Pozidriv PZ (0-1-2-3)
- 10 tips Torx ¼ inch: T7 - T8 -T9 -T10 - T15 - T20 - T25 - T27 - T30 -T40, 1 magnetic tip holder ¼ inch, 9 long hex keys (mm): 1.5 - 2 - 2,5 - 3 - 4 - 5 - 6 - 8 – 10
- 1 adjustable spanner 250mm (5044466)

Composition	Ref.
METALLICA 4T	828243
123 piece tool kit	880721

5T ROLLER CABINET 5 DRAWERS

Roebuck





Dimensions:
738 x 477 x 870 mm
Black ABS tray, ergonomic tube handle.

Roller: Ø 100 mm wheel Ø 100 mm - 2 fixed castors, 1 single directional castor and 1 directional castor with full brake
Opening at 100%

Max load per drawer: 25 kg
Mobility load Capacity: 210 kg
Static load Capacity: 550 kg
Central locking by key lock

Drawers:
-1 x 64 mm Top drawer
-2 x 99 mm intermediate drawers
-1 x 149 mm intermediate drawer
-1 x 218 mm lower drawer

Weight: 50.5 kg

Colour RAL 9006

Model	Dimensions (mm)	Ref.
5T roller cabinet	738x477x870	865379

123 PIECE TOOL KIT



5T ROLLER CABINET WITH 123 PIECE TOOL KIT

Roebuck

Contents:
Organiser module (ref 788167):
Organiser module of 12 empty cases
Screwdriver module (ref 880763):
- 1 Phillips screwdriver PH(2)
- 4 slotted screwdrivers (3x80-4x100-5.5x125-6.5x150)
- 2 Torx screwdrivers (T10-T20)

Assorted spanners module (ref 865281):
- 12 combination spanners (mm) 8 - 10 - 11 - 12 - 13 - 14 - 15 - 16 - 17 - 19 - 22 - 24

Punch module (ref 880755):
- 1 mallet 280 mm, 1 fitter's hammer 30 mm, 1 cutter 18 mm break-off blades, 1 punch 6 mm, 1 punch 8 mm, 1 scriber

Pliers module series 1 (ref 866254):
- 1 cutting tip plier 160 mm, 1 combination plier 180 mm
- 1 wire stripper, 1 slip joint plier 240 mm red PVC

Pliers module:
- 2 diagonal cutting pliers 160 and 180 mm (ref 847005 and 847006)
- 2 semi-round, bent nose pliers 160 and 200 mm (ref 847020 and 847021)

Pipe wrench module 6x12 (ref 865377):
- 10 pipe wrenches (mm) : 8 - 9 - 10 - 11 - 12 - 13 - 14 - 17 - 19 - 21

Sockets and tips module (ref 880765):
- 11 sockets ¼ inch (mm): 5 - 5.5 - 6 - 7 -8 - 9 - 10 - 11 -12 - 13 - 14
- 1 socket-tip-holder, 1 sliding handle, 1 ratchet ¼ inch 72 teeth, 2 extensions ¼ inch 50 and 100 mm, 1 universal joint ¼ inch
- 17 socket ½ inch (mm): 10 - 11 - 12 - 13 -14 - 15 -16 - 17 - 18 - 19 - 20 - 21 - 22 - 24 - 27 - 30 - 32, 1 universal joint ½ inch, 1 ratchet ½ inch 72 teeth, 2 extensions ½ inch 125 and 250 mm, 5 tips ¼ inch slotted (mm): 3.5 - 4.5 - 5.5 - 6.5 - 8, 7 tips ¼ inch hex (mm) : 2 - 3 - 4 - 5 - 6 - 7 - 8
- 7 tips ¼ inch Phillips PH (0-1-2-3)
- 4 tips Pozidriv PZ (0-1-2-3)
- 10 tips Torx ¼ inch: T7 - T8 -T9 -T10 - T15 - T20 - T25 - T27 - T30 -T40, 1 magnetic tip holder ¼ inch, 9 long hex keys (mm): 1.5 - 2 - 2,5 - 3 - 4 - 5 - 6 - 8 – 10
- 1 adjustable spanner 250mm (5044466)

Components	Ref.
5T roller cabinet	865379
123 piece tool kit	880721

4T+S ROLLER CABINET 4 DRAWERS + STORAGE

Roebuck





Dimensions:
738 x 477 x 870 mm
Black ABS tray, ergonomic tube handle

Roller: Ø 100 mm wheel Ø 100 mm - 2 fixed castors, 1 single directional castor and 1 directional castor with full brake

Opening at 100%

Max load per drawer: 25 kg
Mobility Load Capacity: 210 kg
Static load Capacity: 550 kg
Central locking by key lock

Drawers:
-2x64 mm upper drawers
-2 intermediate drawers of 99 mm
-1 Hold

Weight: 46 kg

Colour RAL 9006

Model	Dimensions (mm)	Ref.
4 drawers + storage	738x477x870	865373

86 PIECE TOOL KIT



4T+S ROLLER CABINET WITH 86 PIECE TOOL KIT

Roebuck

Contents:
Storage module for sockets and bits (ref 880765):
-17 sockets ½ inch (mm): Ø10-11-12-13-14-15-16-17-18-19-20-21-22-24-27-30-32
-11 sockets ¼ inch (mm): Ø 5-5.5-6-7-8-9-10-11-12-13-14
-1 socket holder, 1 sliding handle
-1 ratchet ¼ inch 72 teeth
-2 extension ¼ inch 50 and 100 mm
-1 universal joint ¼ inch, 1 universal joint ½ inch
-1 crescent wrench 250 mm
-1 ratchet ½ inch 72 teeth
-2 extension 1/2 inch 125 and 250 mm
-5 bits ¼ inch slotted (mm): 3.5-4.5-5.5-6.5-8
-7 hex bits ¼ inch (mm): 2-3-4-5-6-7-8
-4 ¼ inch Phillips PH bits (0-1-2-3)
-4 bits Pozidriv PZ (0-1-2-3)
-10 Torx ¼-inch bits: T7-T8-T9-T10-T15-T20-T25-T27-T30-T40
-1 ¼-inch magnetic bit holder
- 9 long hex keys (mm): 1.5-2-2.5-3-4-5-6-8-10
Screwdriver storage module (ref 880763):
-1 Phillips screwdriver PH2
-4 screwdrivers slotted 3x80, 4x100, 5.5x125, 6.5x150
-2 Torx screwdrivers (T10-T20)

Model	Ref.
4T+S	865373
86 piece tool kit	880729

BI-COLOUR ROLLER CABINET 6 DRAWERS

Roebuck



Dimensions:
(LxDxH) 730x480x910 mm

Centralisation of the drawer lock by key.
Black ABS tray.
Casters Ø 125 mm:
-2 fixed castors
-2 directional castors including 1 castor with a full brake
Static load Capacity: 800 kg
Opening at 100%
Max load per drawer: 50 kg
Static load Capacity: 800 kg
6x100 mm drawers:
Sheet Metal 10/10th

"Custom made" offer, 4 different colors of drawer fronts available.
Available colors:

- Blue
- Light blue
- Grey
- Orange

Weight: 73 kg

fab.

Model	Dimensions (mm)	Ref.
Blue	730x480x910	845705
Light Blue	730x480x910	845707
Grey	730x480x910	845708
Orange	730x480x910	845709

86 PIECE TOOL KIT



BI-COLOUR ROLLER CABINET WITH 86 PIECE TOOL KIT

Roebuck

Contents:
Storage module for sockets and bits (ref 880765):
-17 sockets ½ inch (mm): Ø10-11-12-13-14-15-16-17-18-19-20-21-22-24-27-30-32
-11 sockets ¼ inch (mm): Ø 5-5.5-6-7-8-9-10-11-12-13-14
-1 socket holder, 1 sliding handle
-1 ratchet ¼ inch 72 teeth
-2 extension ¼ inch 50 and 100 mm
-1 universal joint ¼ inch, 1 universal joint ½ inch
-1 crescent wrench 250 mm
-1 ratchet ½ inch 72 teeth
-2 extension 1/2 inch 125 and 250 mm
-5 bits ¼ inch slotted (mm): 3.5-4.5-5.5-6.5-8
-7 hex bits ¼ inch (mm): 2-3-4-5-6-7-8
-4 ¼ inch Phillips PH bits (0-1-2-3)
-4 bits Pozidriv PZ (0-1-2-3)
-10 Torx ¼-inch bits: T7-T8-T9-T10-T15-T20-T25-T27-T30-T40
-1 ¼-inch magnetic bit holder
- 9 long hex keys (mm): 1.5-2-2.5-3-4-5-6-8-10
Screwdriver storage module (ref 880763):
-1 Phillips screwdriver PH2
-4 screwdrivers slotted 3x80, 4x100, 5.5x125, 6.5x150
-2 Torx screwdrivers (T10-T20)

Composition	Ref.
Blue	845705
Light Blue	845707
Grey	845708
Orange	845709
86 piece tool kit	880729

94 PIECE TOOL KIT



BI-COLOUR ROLLER CABINET WITH 94 PIECE TOOL KIT

Roebuck

Contents:

Storage module for sockets and bits (ref 880765):
-17 sockets ½ inch (mm): Ø 10-11-12-13-14-15-16-17-18-19-20-21-22-24-27-30-32
-11 sockets ¼ inch (mm): Ø 5-5.5-6-7-8-9-10-11-12-13-14
-1 socket holder, 1 sliding handle
-1 ratchet ¼ inch 72 teeth
-2 extension ¼ inch 50 and 100 mm
-1 universal joint ¼ inch, 1 universal joint 1/2 inch
-1 crescent wrench 250 mm
-1 ratchet ½ inch 72 teeth
-2 extension ½ inch 125 and 250 mm
-5 bits ¼ inch slotted (mm): 3.5-4.5-5.5-6.5-8
-7 hex bits ¼ inch (mm): 2-3-4-5-6-7-8
-4 ¼ inch Phillips PH bits (0-1-2-3)
-4 bits Pozidriv PZ (0-1-2-3)
-10 Torx ¼-inch bits: T7-T8-T9-T10-T15-T20-T25-T27-T30-T40
-1 ¼-inch magnetic bit holder
- 9 long hex keys (mm): 1.5-2-2.5-3-4-5-6-8-10

Screwdriver storage module (ref 880763):
-1 Phillips screwdriver PH2
-4 screwdrivers slotted 3x80, 4x100, 5.5x125, 6.5x150
-2 Torx screwdrivers (T10-T20)

Hammer module (ref 845711):
-1 tri-material riveting hammer (ref 845303)
-1 hammer 32 mm (ref 733698)
-1 chisel 200 mm (ref 828644)
-1 pin punch 2 mm (ref 828064)
-1 pin punch 3 mm (ref 828065)
-1 pin punch 4 mm (ref 828066)
-1 pin punch 5 mm (ref 828067)
-1 pin punch 6 mm (ref 828068)

Composition	Ref.
Blue	845705
Light Blue	845707
Grey	845708
Orange	845709
94 piece tool kit	880731

123 PIECE TOOL KIT



BI-COLOUR ROLLER CABINET WITH 123 PIECE TOOL KIT

Roebuck

Contents:

Organiser module (ref 788167):
Organiser module of 12 empty cases

Screwdriver module (ref 880763):
- 1 Phillips screwdriver PH(2)
- 4 slotted screwdrivers (3x80-4x100-5.5x125-6.5x150)
- 2 Torx screwdrivers (T10-T20)

Assorted spanners module (ref 865281):
- 12 combination spanners (mm) 8 - 10 - 11 - 12 - 13 - 14 - 15 - 16 - 17 - 19 - 22 - 24

Punch module (ref 880755):
- 1 mallet 280 mm, 1 fitter's hammer 30 mm, 1 cutter 18 mm break-off blades, 1 punch 6 mm, 1 punch 8 mm, 1 scriber

Pliers module series 1 (ref 866254):
- 1 cutting tip plier 160 mm, 1 combination plier 180 mm
- 1 wire stripper, 1 slip joint plier 240 mm red PVC

Pliers module:
- 2 diagonal cutting pliers 160 and 180 mm (ref 847005 and 847006)
- 2 semi-round, bent nose pliers 160 and 200 mm (ref 847020 and 847021)

Pipe wrench module 6x12 (ref 865377):
- 10 pipe wrenches (mm) : 8 - 9 - 10 - 11 - 12 - 13 - 14 - 17 - 19 - 21

Sockets and tips module (ref 880765):
- 11 sockets ¼ inch (mm): 5 - 5.5 - 6 - 7 -8 - 9 - 10 - 11 -12 - 13 - 14
- 1 socket-tip-holder, 1 sliding handle, 1 ratchet ¼ inch 72 teeth, 2 extensions ¼ inch 50 and 100 mm, 1 universal joint ¼ inch
- 17 socket ½ inch (mm): 10 - 11 - 12 - 13 -14 - 15 -16 - 17 - 18 - 19 - 20 - 21 - 22 - 24 - 27 - 30 - 32, 1 universal joint ½ inch, 1 ratchet ½ inch 72 teeth, 2 extensions ½ inch 125 and 250 mm, 5 tips ¼ inch slotted (mm): 3.5 - 4.5 - 5.5 - 6.5 - 8, 7 tips ¼ inch hex (mm) : 2 - 3 - 4 - 5 - 6 - 7 - 8
- 7 tips ¼ inch Phillips PH (0-1-2-3)
- 4 tips Pozidriv PZ (0-1-2-3)
- 10 tips Torx ¼ inch: T7 - T8 -T9 -T10 - T15 - T20 - T25 - T27 - T30 -T40, 1 magnetic tip holder ¼ inch, 9 long hex keys (mm): 1.5 - 2 - 2,5 - 3 - 4 - 5 - 6 - 8 – 10
- 1 adjustable spanner 250mm (5044466)

Composition	Ref.
Blue	845705
Light blue	845707
Grey	845708
Orange	845709
123 piece tool kit	880721

6T 6-DRAWER ROLLER CABINET

Roebuck



Solid construction in high quality sheet steel. Ecological paint.
100% opening drawers.
Synthetic coating on the bottom of the drawer protects tools and drawers from damage.
Locking system to prevent accidental opening of drawers, including when the cabinet is moved.
Roller slides on the drawers for easy opening and closing.
Built-in countertop with high quality rubber mats to ensure a safe, non-slip working area.

125 mm castors: 2 fixed, 1 swivel, 1 swivel with brake

Maximum load capacity of each drawer: 40 kg
Static load capacity of cabinet without castors: 1,600 kg

Drawer dimensions:
- Drawers 1 to 3: H 70 x L 563 x D 365 mm
- Drawers 4 to 6: H 150 x L 563 x D 410 mm

Weight: 51 Kg

Model	Dimensions (mm)	Ref.
6T roller cabinet	720x440x917	6892321

123 PIECE TOOL KIT



6T ROLLER CABINET WITH 123 PIECE TOOL KIT

Roebuck

Contents:
Organiser module (ref 788167):
Organiser module of 12 empty cases
Screwdriver module (ref 880763):
- 1 Phillips screwdriver PH(2)
- 4 slotted screwdrivers (3x80-4x100-5.5x125-6.5x150)
- 2 Torx screwdrivers (T10-T20)

Assorted spanners module (ref 865281):
- 12 combination spanners (mm) 8 - 10 - 11 - 12 - 13 - 14 - 15 - 16 - 17 - 19 - 22 - 24

Punch module (ref 880755):
- 1 mallet 280 mm, 1 fitter's hammer 30 mm, 1 cutter 18 mm break-off blades, 1 punch 6 mm, 1 punch 8 mm, 1 scriber

Pliers module series 1 (ref 866254):
- 1 cutting tip plier 160 mm, 1 combination plier 180 mm
- 1 wire stripper, 1 slip joint plier 240 mm red PVC

Pliers module:
- 2 diagonal cutting pliers 160 and 180 mm (ref 847005 and 847006)
- 2 semi-round, bent nose pliers 160 and 200 mm (ref 847020 and 847021)

Pipe wrench module 6x12 (ref 865377):
- 10 pipe wrenches (mm) : 8 - 9 - 10 - 11 - 12 - 13 - 14 - 17 - 19 - 21

Sockets and tips module (ref 880765):
- 11 sockets ¼ inch (mm): 5 - 5.5 - 6 - 7 -8 - 9 - 10 - 11 -12 - 13 - 14
- 1 socket-tip-holder, 1 sliding handle, 1 ratchet ¼ inch 72 teeth, 2 extensions ¼ inch 50 and 100 mm, 1 universal joint ¼ inch
- 17 socket ½ inch (mm): 10 - 11 - 12 - 13 -14 - 15 -16 - 17 - 18 - 19 - 20 - 21 - 22 - 24 - 27 - 30 - 32, 1 universal joint ½ inch, 1 ratchet ½ inch 72 teeth, 2 extensions ½ inch 125 and 250 mm, 5 tips ¼ inch slotted (mm): 3.5 - 4.5 - 5.5 - 6.5 - 8, 7 tips ¼ inch hex (mm) : 2 - 3 - 4 - 5 - 6 - 7 - 8
- 7 tips ¼ inch Phillips PH (0-1-2-3)
- 4 tips Pozidriv PZ (0-1-2-3)
- 10 tips Torx ¼ inch: T7 - T8 -T9 -T10 - T15 - T20 - T25 - T27 - T30 -T40, 1 magnetic tip holder ¼ inch, 9 long hex keys (mm): 1.5 - 2 - 2,5 - 3 - 4 - 5 - 6 - 8 – 10
- 1 adjustable spanner 250mm (5044466)

Composition	Ref.
6-drawer roller cabinet	6892321
123 piece tool kit	880721

7T 7-DRAWER ROLLER CABINET

Roebuck



Solid construction in high quality steel. Ecological paint.
100% opening drawers.
Synthetic coating on the bottom of the drawer protects tools and drawers from damage.
Locking system to prevent accidental opening of drawers, including when the cabinet is moved.
Roller slides on the drawers for easy opening and closing.
Built-in countertop with high quality rubber mats to ensure a safe, non-slip working area.

125 mm castors: 2 fixed, 1 swivel, 1 swivel with brake

Maximum load capacity of each drawer: 40 kg.
Static load capacity of cabinet without castors: 1,600 kg

Drawer dimensions:
- Drawers 1 to 5: H 70 x L 563 x D 365mm.
- Drawers 6 and 7: H 150 x L 563 x D 410 mm

Weight: 57 Kg

Model	Dimensions (mm)	Ref.
7T roller cabinet	720x440x917	6892322

123 PIECE TOOL KIT



7T ROLLER CABINET WITH 123 PIECE TOOL KIT

Roebuck

Contents:
Organiser module (ref 788167):
Organiser module of 12 empty cases
Screwdriver module (ref 880763):
- 1 Phillips screwdriver PH(2)
- 4 slotted screwdrivers (3x80-4x100-5.5x125-6.5x150)
- 2 Torx screwdrivers (T10-T20)

Assorted spanners module (ref 865281):
- 12 combination spanners (mm) 8 - 10 - 11 - 12 - 13 - 14 - 15 - 16 - 17 - 19 - 22 - 24

Punch module (ref 880755):
- 1 mallet 280 mm, 1 fitter's hammer 30 mm, 1 cutter 18 mm break-off blades, 1 punch 6 mm, 1 punch 8 mm, 1 scriber

Pliers module series 1 (ref 866254):
- 1 cutting tip plier 160 mm, 1 combination plier 180 mm
- 1 wire stripper, 1 slip joint plier 240 mm red PVC

Pliers module:
- 2 diagonal cutting pliers 160 and 180 mm (ref 847005 and 847006)
- 2 semi-round, bent nose pliers 160 and 200 mm (ref 847020 and 847021)

Pipe wrench module 6x12 (ref 865377):
- 10 pipe wrenches (mm) : 8 - 9 - 10 - 11 - 12 - 13 - 14 - 17 - 19 - 21

Sockets and tips module (ref 880765):
- 11 sockets ¼ inch (mm): 5 - 5.5 - 6 - 7 -8 - 9 - 10 - 11 -12 - 13 - 14
- 1 socket-tip-holder, 1 sliding handle, 1 ratchet ¼ inch 72 teeth, 2 extensions ¼ inch 50 and 100 mm, 1 universal joint ¼ inch
- 17 socket ½ inch (mm): 10 - 11 - 12 - 13 -14 - 15 -16 - 17 - 18 - 19 - 20 - 21 - 22 - 24 - 27 - 30 - 32, 1 universal joint ½ inch, 1 ratchet ½ inch 72 teeth, 2 extensions ½ inch 125 and 250 mm, 5 tips ¼ inch slotted (mm): 3.5 - 4.5 - 5.5 - 6.5 - 8, 7 tips ¼ inch hex (mm) : 2 - 3 - 4 - 5 - 6 - 7 - 8
- 7 tips ¼ inch Phillips PH (0-1-2-3)
- 4 tips Pozidriv PZ (0-1-2-3)
- 10 tips Torx ¼ inch: T7 - T8 -T9 -T10 - T15 - T20 - T25 - T27 - T30 -T40, 1 magnetic tip holder ¼ inch, 9 long hex keys (mm): 1.5 - 2 - 2,5 - 3 - 4 - 5 - 6 - 8 – 10
- 1 adjustable spanner 250mm (5044466)

Composition	Ref.
7T roller cabinet	6892322
123 piece tool kit	880721

8T 8-DRAWER ROLLER CABINET

Roebuck



Solid construction in high quality steel. Ecological paint.
100% drawer opening.
Synthetic coating on the bottom of the drawer protects tools and drawers from damage.
Locking system to prevent accidental opening of drawers, including when the cabinet is moved.
Roller slides on the drawers for easy opening and closing.
Built-in countertop with high quality rubber mats to ensure a safe, non-slip working area.
125 mm castors: 2 fixed, 1 swivel, 1 swivel with brake

Maximum load capacity of each drawer: 40 kg.
Static load capacity of cabinet without castors: 1,600 kg

Drawer dimensions:
- Drawers 1 to 7: H 70 x L 563 x D 365mm.
- Drawer 8: H 150 x L 563 x D 410 mm

Weight: 60 Kg

Model	Dimensions (mm)	Ref.
8-drawer roller cabinet	720x440x917	6892323

123 PIECE TOOL KIT



8T ROLLER CABINET WITH 123 PIECE TOOL KIT

Roebuck

Contents:
Organiser module (ref 788167):
Organiser module of 12 empty cases
Screwdriver module (ref 880763):
- 1 Phillips screwdriver PH(2)
- 4 slotted screwdrivers (3x80-4x100-5.5x125-6.5x150)
- 2 Torx screwdrivers (T10-T20)

Assorted spanners module (ref 865281):
- 12 combination spanners (mm) 8 - 10 - 11 - 12 - 13 - 14 - 15 - 16 - 17 - 19 - 22 - 24

Punch module (ref 880755):
- 1 mallet 280 mm, 1 fitter's hammer 30 mm, 1 cutter 18 mm break-off blades, 1 punch 6 mm, 1 punch 8 mm, 1 scriber

Pliers module series 1 (ref 866254):
- 1 diagonal cutting plier 160 mm, 1 combination plier 180 mm
- 1 wire stripper, 1 slip joint plier 240 mm red PVC

Pliers module:
- 2 diagonal cutting pliers 160 and 180 mm (ref 847005 and 847006)
- 2 semi-round, bent nose pliers 160 and 200 mm (ref 847020 and 847021)

Pipe wrench module 6x12 (ref 865377):
- 10 pipe wrenches (mm) : 8 - 9 - 10 - 11 - 12 - 13 - 14 - 17 - 19 - 21

Sockets and tips module (ref 880765):
- 11 sockets ¼ inch (mm): 5 - 5.5 - 6 - 7 -8 - 9 - 10 - 11 -12 - 13 - 14
- 1 socket-tip-holder, 1 sliding handle, 1 ratchet ¼ inch 72 teeth, 2 extensions ¼ inch 50 and 100 mm, 1 universal joint ¼ inch
- 17 socket ½ inch (mm): 10 - 11 - 12 - 13 -14 - 15 -16 - 17 - 18 - 19 - 20 - 21 - 22 - 24 - 27 - 30 - 32, 1 universal joint ½ inch, 1 ratchet ½ inch 72 teeth, 2 extensions ½ inch 125 and 250 mm, 5 tips ¼ inch slotted (mm): 3.5 - 4.5 - 5.5 - 6.5 - 8, 7 tips ¼ inch hex (mm) : 2 - 3 - 4 - 5 - 6 - 7 - 8
- 7 tips ¼ inch Phillips PH (0-1-2-3)
- 4 tips Pozidriv PZ (0-1-2-3)
- 10 tips Torx ¼ inch: T7 - T8 -T9 -T10 - T15 - T20 - T25 - T27 - T30 -T40, 1 magnetic tip holder ¼ inch, 9 long hex keys (mm): 1.5 - 2 - 2,5 - 3 - 4 - 5 - 6 - 8 – 10
- 1 adjustable spanner 250mm (5044466)

Composition	Ref.
8T roller cabinet	6892323
123 piece tool kit	880721

7-DRAWER WIDE ROLLER CABINET

Roebuck

Solid construction in high quality steel. Ultra-durable electrostatic matt powder coating.
100% drawer opening.
Locking system on each drawer to prevent accidental opening when the cabinet is moved.
Slides with ball bearings for ease of opening and closing.
Bottom drawer with double slide.
Holder for aerosol cans and roll wipers.
Built-in countertop with high quality rubber mats to ensure a safe, non-slip working area.

125 mm castors: 2 fixed, 1 swivel, 1 swivel with brake

Maximum load of 40 kg/drawer, up to a combined maximum load of 280 kg

Drawer dimensions:
- Drawers 1 to 5: H 80 mm x L 702 x D 380 mm
- Drawer 6: H 120 mm x L 702 x D 380 mm
- Drawer 7: H 140 mm x L 702 x P 380 mm

Weight: 72.5Kg

Model	Dimensions (mm)	Ref.
7-drawer roller cabinet	880x450x975	6891515



PROFESSIONAL 13-DRAWER ROLLER CABINET

Roebuck

Robust roller cabinet for tools with wooden worktop, designed for use by professionals such as technicians, repairers and mechanics.

Solid construction in high quality steel. Ultra-durable electrostatic matt powder coating.
100% drawer opening
Locking system on each drawer to prevent accidental opening when the cabinet is moved
Slides with ball bearings for ease of opening and closing.
Bottom drawer with double slide
25 mm wooden worktop - creates a high-quality working area

125 mm castors: 2 fixed, 1 swivel, 1 swivel with brake
Maximum load of 40 kg/drawer, up to a combined maximum load of 260 kg

Drawer dimensions:
- Upper drawers: H 100 mm x L 981 mm x D 385 mm
- Drawers 1 to 5, left column: H 80 x L 525 x D 385 mm
- Drawer 6, left column: H 160 x L 525 x D 385 mm
- Drawers 1 to 5, right column: H 80 x L 395 x D 385 mm
- Drawer 6, right column: H 160 x L 395 x D 385 mm

Weight: 120 Kg

Model	Dimensions (mm)	Ref.
13-drawer roller cabinet	1100x500x1000	6874398



7T PREMIUM ROLLER CABINET 7 DRAWERS

Roebuck



Dimensions (mm): L 721 x D 494 x H 1010
Tray with non-slip ribbed rubber layer, 3 mm thickness

Fibre-filled nylon handle for high strength.
Wheels made of steel, width 125 mm, with rubber shrouding, width 32.

2 fixed castors, 1 single directional castor and 1 full-brake directional castor.

100% drawer opening.
Max load per drawer: 30kg
Mobility Load Capacity: 400kg
Static load Capacity: 750kg
Central locking by key lock.
Anti-tilt safety system.

7 drawers:
3 Drawers L 540 x D 410 x H 64 mm
3 Drawers L 540 x D 410 x H 104 mm
1 Drawer L 540 x D 410 x H 188 mm

Weight (kg): 72.5

Colour RAL 9007

fab.

Model	Dimensions (mm)	Ref.
7T PREMIUM	721x494x1010	865487

86 PIECE TOOL KIT



7-DRAWER ROLLER CABINET WITH 86 PIECE TOOL KIT

Roebuck

Contents:
Storage module for sockets and bits (ref 880765):
-17 sockets ½ inch (mm): Ø10-11-12-13-14-15-16-17-18-19-20-21-22-24-27-30-32
-11 sockets ¼ inch (mm): Ø 5-5.5-6-7-8-9-10-11-12-13-14
-1 socket holder, 1 sliding handle
-1 ratchet ¼ inch 72 teeth
-2 extension ¼ inch 50 and 100 mm
-1 universal joint ¼ inch, 1 universal joint ½ inch
-1 crescent wrench 250 mm
-1 ratchet ½ inch 72 teeth
-2 extension 1/2 inch 125 and 250 mm
-5 bits ¼ inch slotted (mm): 3.5-4.5-5.5-6.5-8
-7 hex bits ¼ inch (mm): 2-3-4-5-6-7-8
-4 ¼ inch Phillips PH bits (0-1-2-3)
-4 bits Pozidriv PZ (0-1-2-3)
-10 Torx ¼-inch bits: T7-T8-T9-T10-T15-T20-T25-T27-T30-T40
-1 ¼-inch magnetic bit holder
- 9 long hex keys (mm): 1.5-2-2.5-3-4-5-6-8-10
Screwdriver storage module (ref 880763):
-1 Phillips screwdriver PH2
-4 screwdrivers slotted 3x80, 4x100, 5.5x125, 6.5x150
-2 Torx screwdrivers (T10-T20)

Composition	Ref.
7-drawer roller cabinet	865487
86 piece tool kit	880729

EXTRA ROLLER CABINET

Roebuck



Multilayer wood tray.
Anti-tilt system.
2 side handles in nylon to facilitate travel.
Central key locked drawer and cabinet (delivered with 2 keys).
2 fixed wheels, 2 castor wheels with locking system.

Allows for the operation of the ABS storage modules.

Resistant up to 950 kg in static position.
Payload per drawer: 30 kg

7 drawers:
- 3 of 60 mm
- 3 of 100 mm
- 1 of 150 mm

Overall dimension: H 950 x L 1110 mm X W 485 mm
Drawer interior dimensions: L 535 mm x W 410 mm
Cabinet dimensions without the shelf: H 695 mm x L 315 mm x W 420 mm
Interior dimensions (cabinet with shelf): H 2x330 mm x L 315 mm x W 420 mm

Weight: 85kg

fab.

Model	H x L x W (mm)	Ref.
EXTRA roller cabinet	950 x 1110 x 485	867984

94 PIECE TOOL KIT



EXTRA ROLLER CABINET WITH 94 PIECE TOOL KIT

Roebuck

Contents:
Storage module for sockets and bits (ref 880765):
-17 sockets ½ inch (mm): Ø 10-11-12-13-14-15-16-17-18-19-20-21-22-24-27-30-32
-11 sockets ¼ inch (mm): Ø 5-5.5-6-7-8-9-10-11-12-13-14
-1 socket holder, 1 sliding handle
-1 ratchet ¼ inch 72 teeth
-2 extension ¼ inch 50 and 100 mm
-1 universal joint ¼ inch, 1 universal joint 1⁄2 inch
-1 crescent wrench 250 mm
-1 ratchet ½ inch 72 teeth
-2 extension ½ inch 125 and 250 mm
-5 bits ¼ inch slotted (mm): 3.5-4.5-5.5-6.5-8
-7 hex bits ¼ inch (mm): 2-3-4-5-6-7-8
-4 ¼ inch Phillips PH bits (0-1-2-3)
-4 bits Pozidriv PZ (0-1-2-3)
-10 Torx ¼-inch bits: T7-T8-T9-T10-T15-T20-T25-T27-T30-T40
-1 ¼-inch magnetic bit holder
- 9 long hex keys (mm): 1.5-2-2.5-3-4-5-6-8-10
Screwdriver storage module (ref 880763):
-1 Phillips screwdriver PH2
-4 screwdrivers slotted 3x80, 4x100, 5.5x125, 6.5x150
-2 Torx screwdrivers (T10-T20)
Hammer module (ref 845711):
-1 tri-material riveting hammer (ref 845303)
-1 hammer 32 mm (ref 733698)
-1 chisel 200 mm (ref 828644)
-1 pin punch 2 mm (ref 828064)
-1 pin punch 3 mm (ref 828065)
-1 pin punch 4 mm (ref 828066)
-1 pin punch 5 mm (ref 828067)
-1 pin punch 6 mm (ref 828068)

Components	Ref.
EXTRA roller cabinet	867984
94 piece tool kit	880731

Roebuck



3T TOOL CHEST

Sturdy toolbox designed for professionals.

The wide 3-drawer tool rack allows you to store all your tools.

Solid construction in high quality steel plate. Lacquer coating.
3 drawers
100% drawer opening with ball bearing slot system
Cover with lock
Central closing
Anti-tilt system
Integrated carrying handles

Load max 30 kg / drawer
Net weight: 26 kg

Drawer dimensions:
- Drawer 1 and 2: H 70 x L 563 x W 365 mm
- Drawer 3: H 150 x L 563 x W 400 mm

L x W x H (mm)	Ref.
695 x 435 x 455	6892319

Roebuck



4T WIDE TOOL CHEST

Sturdy toolbox designed for professionals.

The wide 4-drawer tool rack allows you to store all your tools.

Solid construction in high quality steel plate. Lacquer coating.
4 drawers
Upper bin 80 mm deep with integrated lock mechanism
100% drawer opening with ball bearing slot system
Cover with lock
Central closing
Anti-tilt system
Integrated carrying handles

Load max 40 kg / drawer
Net weight: 30 kg

Drawer dimensions:
- Drawer 1 to 3: H 80 x L 728 x W 380 mm
- Drawer 4: H 120 x L 728 x W 380 mm

L x W x H (mm)	Ref.
794 x 440 x 476	7849752

5T TOOL CHEST

Roebuck

Sturdy toolbox designed for professionals.

The wide 5-drawer tool rack allows you to store all your tools.

Solid construction in high quality steel plate. Lacquer coating.
5 drawers
100% drawer opening with ball bearing slot system for easy opening and closing
Cover with lock
Integrated carrying handles

Load max 30 kg / drawer
Net weight: 26 kg

Drawer dimensions:
- Drawer 1 to 4: H 70 x L 570 x W 265 mm
- Drawer 5: H 150 x L 570 x W 280 mm



L x W x H (mm)	Ref.
685 x 300 x 615	6892320

WOODEN TRESTLE

GISS

Wooden trestle

Steel screwed compass 2 x 135 mm 0.8mm thick opening up to 180°.
Screwed hinges.
Bevelled base for greater stability.

For ref. 879665: frame assembled by gluing then screwing.



Load (kg)	Dimensions (cm)	Working height (cm)	Section (mm)	Ref.
250	80x80	76	58x28	879664
350	80x80	76	60x30	879665

STEEL TRESTLE

GISS

Steel trestle

Welded corners.
Epoxy paint finish.
Holds heavy loads



Load (kg)	Dimensions (cm)	Working height (cm)	Weight (kg)	Ref.
400	79x80	76	8	879666

CONSTRUCTION SITE CHEST

GISS

Steel chest with reinforced hinges.
Triple folded edge for optimised rigidity.
Solid, rainproof closure.
Locking straps for lid opening.

Fitted with a padlock holder and 2 transport handles.



Dimensions (cm)	Volume (L)	Weight (kg)	Ref.
65x35x35	79	10	879668
85x35x35	104	13	879669
100x50x40	200	18	879670

Roebuck



TOOL MODULE COMBINATION WRENCHES

Contents:
Ø 8-10-11-12-13-14-15-16-17-19-22-24.

Number of pieces	Dimensions (mm)	Ref.
12	180x410x40	865281

Roebuck



TOOL MODULE COMBINATION RATCHET WRENCHES

Contents:
Ø 8-9-10-11-12-13-14-15-16-17-18-19.

Number of pieces	Dimensions (mm)	Ref.
12	180x410x40	865418

Roebuck



6X6 TUBE WRENCHES SIDE TABLE MODULE

Composition (mm) :
Ø 8, 9, 10, 11, 12, 13, 14, 15, 17, 19.

Number of pieces	Dimensions (mm)	Ref.
10	180x410x40	865447

Roebuck



6X12 TUBE WRENCHES SIDE TABLE MODULE

Composition (mm) :
Ø 8-9-10-11-12-13-14-17-19-21.

Number of pieces	Dimensions (mm)	Ref.
10	180x410x40	865377

TOOL MODULE SCREWDRIVERS

Roebuck

Contents:
-4 Screwdrivers slotted Ø 3-4-5.5-6.5
-1 Screwdriver PH2
-2 Torx Screwdriver (T10-T20)

Number of pieces	Dimensions (mm)	Ref.
7	180x410x40	880763



TOOL MODULE FOR RATCHET, BIT AND SOCKET ASSEMBLY

Roebuck

Contents:
-11 sockets ¼ inch (mm): 5-5,5-6-7-8-9-10-11-12-13-14
-1 bit holder sleeve
-1 sliding handle
-1 ratchet ¼ inch 72 teeth
-2 extension ¼ inch 50 and 100 mm
-1 universal joint ¼ inch, 1 universal joint 1⁄2 inch
-17 sockets ½ inch (mm): 10-11-12-13-14-15-16-17-18-19-20-21-22-24-27-30-32
-1 adjustable wrench 250mm
-1 ratchet ½ inch 72 teeth
-2 extension cords ½ inch 125 and 250 mm
-5 bits ¼ inch slotted (mm): 3.5-4.5-5.5-6.5-8
-7 hex bits ¼ inch (mm): 2-3-4-5-6-7-8
-4 ¼ inch Phillips PH0-PH1-PH2-PH3 bits
-4 Pozidriv bits PZ0-PZ1-PZ2-PZ3
-10 Torx bits ¼ inch: T7-T8-T9-T10-T15-T20-T25-T27-T30-T40
-1 ¼-inch magnetic bit holder
-9 long hex keys Ø 1.5-2-2.5-3-4-5-6-8-10

Number of pieces	Dimensions (mm)	Ref.
78	360x410x40	880765



TOOL MODULE PLIERS AND PINCERS

Roebuck

Contents:
-1 cutting nipper 200 mm (ref 847011)
-1 combination plier 180 mm (ref 847014)
-1 long nose plier 160 mm (ref 847017)
-1 heavy duty end cutting nipper 225 mm (ref 787546)

Number of pieces	Dimensions (mm)	Ref.
4	180x410x40	880761



TOOL MODULE CIRCLIP PLIERS

Roebuck

Contents:
-2 external circlip pliers 1.9 mm and 1.9 mm 90 ° (ref 847026, 847030)
-2 internal circlip pliers 1.9 mm and 1.9 mm 90 ° (ref 847034, 847038)

Number of pieces	Dimensions (mm)	Ref.
4	410x180x40	880759



Roebuck



TOOL MODULE PLIERS 1

Contents:
-1 x 240 mm adjustable pliers, red PVC handles
-1 cutting nipper 160 mm
-1 combination plier 180 mm
-1 wire stripper

Number of pieces	Dimensions (mm)	Ref.
4	180x410x40	880755

Roebuck



TOOL MODULE PLIERS 2

Contents:
-2 diagonal cutting pliers 160 and 180 mm
-2 bent nose 160 and 200 mm

Number of pieces	Dimensions (mm)	Ref.
4	180x410x40	880757

Roebuck



HAMMER SIDE TABLE MODULE

Includes:
-1 tri-material riveting hammer (Reference 845303).
-1 hammer 32 mm (ref 733698).
-1 chisel 200 mm (ref 828644).
-1 pin punch 2 mm (ref 828064).
-1 pin punch 3 mm (ref 828065).
-1 pin punch 4 mm (ref 828066).
-1 pin punch 5 mm (ref 828067).
-1 pin punch 6 mm (ref 828068).

Number of pieces	Dimensions (mm)	Ref.
8	410x180x40	845711

Roebuck



NEEDLE SIDE TABLE MODULE

Includes:
-1 riveting hammer 30 mm
-1 cutter 18 mm with snap blades.
-1 6 mm needle.
-1 hammer.
-1 Scriber.
-1 8 mm needle.

Number of pieces	Dimensions (mm)	Ref.
6	410x180x40	880745

TOOL MODULE CURVED VICE GRIP AND WATER PUMP PLIER

Roebuck



Contents:
-1 large capacity curved vice grip plier (ref 845299)
-1 water pump plier (ref 827954)

Number of pieces	Dimensions (mm)	Ref.
2	410x180x40	880751

TOOL MODULE SELF GRIP PLIER, WATER PIMP PLIER AND ADJUSTABLE WRENCH

Roebuck



Contents:
-1 large capacity self grip plier (ref 845299)
-1 water pump plier groove joint 10 inch (ref 827943)
-1 10-inch adjustable wrench (ref 5044466)

Number of pieces	Dimensions (mm)	Ref.
3	410x180x40	880753

TOOL MODULE CURVED VICE GRIP AND WATER PUMP PLIER

Roebuck



Contents:
- Large capacity curved vice grip plier (ref 845299)
- Water pump plier, PVC handles, 240 mm/10 inch (ref 4971948)

Number of pieces	Dimensions (mm)	Ref.
2	410x180x40	880747

TOOL MODULE CURVED VICE GRIP, WATER PUMP PLIER AND ADJUSTABLE WRENCH

Roebuck



Contents:
-1 large capacity curved vice grip plier (ref 845299)
-1 superimposed branch adjustable pliers 240 mm (ref 4971948)
-1 12-inch adjustable wrench (ref 5044467)

Number of pieces	Dimensions (mm)	Ref.
3	410x180x40	880749


Ref. 828051


Ref. 788167


Ref. 820553


Ref. 863111


Ref. 866260


Ref. 866262


Ref. 866266


Ref. 866264

EMPTY MODULES

Roebuck

Type	Dimensions (mm)	Ref.
12 compartiment	410x180x40	788167
1 compartiment	410x180x40	828053
For screwdriver	410x180x40	828051
For pliers	410x180x40	863111

Type	Dimensions (mm)	Ref.
For ratchet and combination spanners	410x180x40	866260
For box spanners	410x180x40	866262
For ratchets, sockets and bits	410x360x40	866264
For Impact tools	410x180x40	866266

Roebuck



MAGNETIC STORAGE TRAY

Retractable magnetic tray for small parts with hook.
Manufactured from an oil-resistant thermoplastic elastomer.
Ideal for installing nuts, bolts, screws etc. for assembly or disassembly.

Magnetic base for easy mounting on metal surfaces.
Retaining device in retractable plastic for easy storage in a tool cabinet, drawer or toolbox.
Can be used horizontally, vertically, or by the hook.

Supplied with belt hook.

Ref.
7765217

RECTANGULAR MAGNETIC PLATE

Roebuck

Ideal for installing nuts, bolts, screws etc. for assembly or disassembly.
The base of the panel is fitted with a magnetic base which fixes the panel to the metal surfaces.

Dimensions (mm)	Ref.
237x137x30	7765212



ROUND MAGNETIC PLATE

Roebuck

Ideal for installing nuts, bolts, screws etc. for assembly or disassembly.
The base of the panel is fitted with a magnetic base which fixes the panel to the metal surfaces.

Diameter (mm)	Height (mm)	Ref.
150	30mm	7765209



› SEE PAGE 512



Slim lamp NEW TECH Ref. 867715

› SEE PAGE 510



Black torch lamp Ref. 867704

THE SPANNER RANGE

ROEBUCK offers you a complete range of spanners to meet all of your needs.

All our spanners meet your requirements, in terms of comfort, security, and are in compliance with the DIN and ISO Standards of the market. They are all designed in chrome vanadium steel.

6 types of spanners:

Double open ended spanners



For your daily tightening needs
Comfort in use

Combination spanners



Polygonal head bent at 15 ° for easy manoeuvring on a flat surface.

Offset combination spanners



Angled end to limit the oscillation of obstacles and relieve joint fatigue.

UNIWRENCH combination spanners



Anti-slip jaw configuration and box end will fit various types of bolt heads.

Reversible ratchet combination spanners



72 tooth ratchet system
Extra flat profile for better accessibility
Head angled at 15 °
Integrated reversing lever

STUBBY reversible ratcher combination spanners



- Ideal for inaccessible areas.
- 40% more compact than a standard ratchet combination wrench.
- 72 tooth ratchet system
- Integrated reversing lever

THE SPANNER RANGE

MEGAGEAR ratchet combination spanners



120 tooth ratchet system.
Angle of recovery from 5 to 7,5 ° allowing its use in very confined areas

Flex head ratchet combination spanners



- With inclination up to 180 ° making clamping easier in the areas with difficult access.
- 72 tooth ratchet system

Double ended ring spanners



- Satin matte finish
- The angle offers an optimised accessibility and user comfort

Double ended ratcheting spanners



-Extra flat wrench particularity suitable for use in confined workplace
- Recovery angle of 5 °
- 72 tooth ratchet system

4-in-1 ratchet wrenches



Versatile concept for adapting to 5 different types of fastening,
each key covering 4 sizes of fastening / 72 teeth ratchet with reversing lever

Roebuck



DOUBLE OPEN ENDED METRIC SPANNERS

Standard: ISO 691/3318/1085/1711-1

Forged from the finest chrome vanadium steel. Satin finish shanks, polished jaws and chrome plated overall.

ISO 691 | ISO 1085 | ISO 1711-1 | ISO 3318

Size (mm)	Length (mm)	Ref.
6x7	123	865240
8x9	142	865241
8x10	142	880338
10x11	150	865242
10x13	171	880339
12x13	172	865243
13x17	201	880340
14x15	188	865244
16x17	202	865245
17x19	220	880341
18x19	220	865246
20x22	237	865247
21x23	247	865248
22x24	248	880343
24x27	263	865249
27x30	300	880344
30x32	298	865250

Roebuck



SET OF 10 METRIC OPEN END SPANNERS

Standard: ISO 691/3318/1085/1711

Forged from the finest chrome vanadium steel. Satin finish shanks, polished jaws and chrome plated overall.
Contents:
Ø 6x7, 8x9, 10x11, 12x13, 14x15, 16x17, 18x19, 20x22, 21x23, 24x27

ISO 691 | ISO 1085 | ISO 1711-1 | ISO 3318

Number of pieces	Ref.
10	865252

Roebuck



DOUBLE OPEN ENDED SPANNERS - AF

Standards: BS7586 and DIN3110

Forged from the finest chrome vanadium steel. Satin finish shanks, polished jaws and chrome plated overall.

Size (inch)	Length (mm)	Ref.
1/4 x 5/16	120	6836156
5/16 x 3/8	140	4010573
3/4 x 7/8	235	6836157
3/8 x 7/16	155	3965384
7/16 x 1/2	170	3965385
1/2 x 9/16	180	3965386
9/16 x 5/8	190	3965387
11/16 x 3/4	220	3965388
13/16 x 7/8	250	3965389
15/16 x 1	265	3965390

Roebuck



SET OF OPEN END SPANNERS - AF

Standards: BS7586 and DIN3110

Forged from the finest chrome vanadium steel. Satin finish shanks, polished jaws and chrome plated overall.
Includes 7 open ended spanners: 1/4 x 5/16; 5/16 x 3/8; 7/16 x 1/2; 9/16 x 5/8; 11/16 x 3/4; 13/16 x 7/8; 15/16 x 1
Includes 10 open ended spanners: 1/4 x 5/16; 5/16 x 3/8; 3/8 x 7/16; 7/16 x 1/2; 1/2 x 9/16; 9/16 x 5/8; 5/8 x11:16; 11/16 x 3/4; 3/4 x 7/8; 15/16 x 1

Number of pieces	Ref.
7	6091395
10	4972275

METRIC COMBINATION SPANNERS

Roebuck

Standard: ISO 691/3318/1085/1711-1/7738

Forged from the finest chrome vanadium steel. Satin finish shanks, polished jaws and chrome plated overall.
With 15° elbow for easy manoeuvring on flat surfaces.

ISO 691 | ISO 1085 | ISO 1711-1 | ISO 3318 | ISO 7738



\+ Excellent hand grip

Size (mm)	Length (mm)	Ref.
6	102	865254
7	112	865255
8	124	865256
9	133	865257
10	140	865258
11	154	865259
12	160	865260
13	172	865261
14	180	865262
15	190	865263
16	205	865264
17	208	865265
18	220	865266

Size (mm)	Length (mm)	Ref.
19	230	865267
20	240	865268
21	250	865269
22	260	865270
23	270	865271
24	280	865272
25	290	865273
26	300	865274
27	310	865275
28	320	865276
29	320	865277
30	330	865278
32	360	865279

SET OF METRIC COMBINATION SPANNERS

Roebuck

Standard: ISO 1711-1/ 691/ 3318/ 1085/7738

Forged from the finest chrome vanadium steel. Satin finish shanks, polished jaws and chrome plated overall.
With 15° elbow for easy manoeuvring on flat surfaces.
Includes 8 combination spanners (mm): Ø 8-10-11-13-17-19-22-24
Includes 12 combination spanners (mm): Ø 8-9-10-11-12-13-14-16-17-19-21-22
Includes 18 combination spanners (mm): Ø 6-7-8-9-10-11-12-13-14-15-16-17-18-19-21-22-23-24

ISO 1711-1 | ISO 691 | ISO 3318 | ISO 1085 | ISO 7738



Number of pieces	Ref.
8	865283
12	865285
18	865287

COMBINATION SPANNER - AF

Roebuck

Forged from the finest chrome vanadium steel. Satin finish shanks, polished jaws and chrome plated overall.
With 15° elbow for easy manoeuvring on flat surfaces.



Length (mm)	Size (inch)	Ref.
100	1/4	4972142
120	5/16	4972143
140	3/8	4972156
150	7/16	4972157
165	1/2	4972158
180	9/16	4972159
200	5/8	4972160
220	11/16	4972296

Length (mm)	Size (inch)	Ref.
230	3/4	4972161
260	7/8	4972162
280	15/16	4972124
295	1	4972125
310	1-1/16	4972295
340	1-1/8	4972144
360	1-1/4	4972126

SET OF COMBINATION SPANNERS - AF

Roebuck

Forged from the finest chrome vanadium steel. Satin finish shanks, polished jaws and chrome plated overall.
With 15° elbow for easy manoeuvring on flat surfaces.
Includes 7 combination spanners: 3/8; 7/16; 1/2; 9/16; 5/8; 11/16; 3/4
Includes 14 combination spanners: 3/8; 7/16; 1/2; 9/16; 5/8; 11/16; 3/4; 7/8; 15/16; 1; 1-1/16; 1-1/8; 1-1/4



Number of pieces	Ref.
7	3965404
14	4972277

Roebuck



OFFSET COMBINATION SPANNERS - METRIC

Standard: DIN3113B

Offset box end helps to reduce swing obstacles and to minimise knuckle fatigue.
Forged from heat-treated chrome vanadium steel for strength.
Professional plating prevents wrenches from corrosion.

Size (mm)	Length (mm)	Ref.
6	125	6821017
7	135	6821018
8	145	6821019
9	155	6821020
10	165	6821021
11	172	6821022
12	180	6821023
13	195	6821024
14	210	6821025
15	215	6821026
16	230	6821027
17	240	6821028
18	255	6821029
19	265	6821030
21	280	6821031
22	300	6821032
24	320	6821033
27	370	6821034
30	390	6821035
32	412	6821036

Roebuck



SET OF 11 COMBINATION SPANNERS - METRIC

Standard: DIN 3113B

Offset box end helps to reduce swing obstacles and to minimise knuckle fatigue.
Forged from heat-treated chrome vanadium steel for strength.
Professional plating prevents wrenches from corrosion.

Includes 11 spanners (mm) : Ø 8-10-11-12-13-14-15-16-17-18-19

Number of pieces	Ref.
11	6821016

UNIWRENCH METRIC WRENCH

Roebuck

Unique open end non-slip design allows user to remove damaged fasteners including up to 70% rounded off bolts and nuts.
Sperical box end design can open various types of nuts such as spline, 12 points, 6 points, square and star.

Size (mm)	Length (mm)	Ref.
8	149	4971777
10	172	4971778
11	185	4971779
12	196	4971780
13	208	4971781
14	226	4971782
15	232	4971783
16	243	4971784
17	257	4971785
18	268	4971786
19	281	4971787
20	293	4971788
21	305	4971789
22	319	4971790
24	340	4971792





SET OF 11 METRIC UNIWRENCH COMBINATION WRENCHES

Roebuck

Unique open end non-slip design allows user to remove damaged fasteners including up to 70% rounded off bolts and nuts.
Sperical box end design can open various types of nuts such as spline, 12 points, 6 points, square and star.

Includes 11 wrenches (mm): 8,10,11,12,13,14,15,16,17,18,19

Number of pieces	Ref.
11	4971685





SET OF 10 UNIWRENCH COMBINATION WRENCHES - AF

Roebuck

Unique open end non-slip design allows user to remove damaged fasteners including up to 70% rounded off bolts and nuts.
Sperical box end design can open various types of nuts such as spline, 12 points, 6 points, square and star.

Includes 10 wrenches (mm): 3/8, 7/16 , 1/2, 9/16, 5/8 , 11/16, 3/4, 13/16, 7/8, 15/16

Number of pieces	Ref.
10	4971794





Roebuck



+ Disposes of a nut preserving thread

RATCHET COMBINATION SPANNER REVERSIBLE - METRIC

Standard: ISO 1711-1/ 691

Matt satin finish. Ratchet system with 72 teeth. 5° Recovery Angle-15° offset box end. Small head profile. Ideal for applications in confined spaces. Built-in reverse lever.

ISO 1711-1 ISO 691

Size (mm)	Length (mm)	Ref.
8	140	865381
9	149	865382
10	159	865383
11	165	865384
12	171	865385
13	178	865386
14	191	865387
15	199	865388
16	208	865389
17	225	865390
18	237	865391
19	248	865392
21	291	865393
22	291	865394
24	333	865395

Roebuck



SET OF RATCHET COMBINATION SPANNERS REVERSIBLE - METRIC

Standard: ISO 1711-1/ 691

Matt satin finish. Ratchet system with 72 teeth. 5° Recovery Angle-15° offset box end. Small head profile. Ideal for applications in confined spaces. Built-in reverse lever.

Includes 7 spanners (mm): Ø 8-10-12-13-14-17-19.
Includes 12 spanners (mm): Ø 8-9-10-11-12-13-14-15-16-17-18-19.

ISO 1711-1 ISO 691

Number of pieces	Ref.
7	865416
12	865414

Roebuck



+ 40% more compact than standard combination ratchet wrench

SET OF 6 STUBBY RATCHET COMBINATION SPANNERS

Standard: ISO 1711-1/ 691

Made of chrome vanadium steel.
Matt satin finish.
Ratchet system with 72 teeth.
Recovery angle 5°.
Angle 15° offset box end.
Built-in reverse lever.

ISO 1711-1 ISO 691

Number of pieces	Size (mm)	Ref.
6	8-10-11-12-13-14	865457

FLEX HEAD RATCHETING COMBINATION SPANNER SET OF 12

Roebuck

Standard: ISO 1711-1/ 691

Contents:
Ø 8-9-10-11-12-13-14-15-16-17-18-19 mm
72 teeth ratchet head which flexes at any interval within a 180°.
Recovery angle 5°.
Matt satin finish.
Its articulated head adapts to each type of application.

ISO 1711-1 ISO 691

Number of pieces	Ref.
12	865451



+ Ideal for tightening or loosening when working blind

MEGAGEAR COMBINATION RATCHET WRENCH

Roebuck

Matt satin finish.
120-tooth robust ratchet system.

3º recovery angle means it can be used in confined areas.
It is resistant beyond the requirements of the ANSI and DIN standards on:
- Torque resistance (635 N·m)
- Life cycle (wear test)

Size (mm)	Length (mm)	Ref.
8	140	8298252
9	150	8298254
10	159	8298255
11	166	8298256
12	172	8298258
13	178	8298259
14	191	8298260
15	200	8298261
16	209	8298262
17	226	8298263
18	237	8298264
19	248	8298265



SET OF 10 MEGAGEAR COMBINATION RATCHET WRENCHES

Roebuck

Matt satin finish.
120-tooth robust ratchet system.

3º recovery angle means it can be used in confined working areas.
It is resistant beyond the requirements of the ANSI and DIN standards on:
- Torque resistance (635 N·m)
- Life cycle (wear test)

Includes (mm): 10-11-12-13-14-15-16-17-18-19

Number of pieces	Ref.
10	8298251



Roebuck



DOUBLE ENDED OFFSET RING SPANNER - METRIC

Standard: DIN 838

Forged, chromium vanadium.
Handle satin finish, polished jaw and chrome plating throughout the tool.

Size (mm)	Length (mm)	Ref.
6 x 7	170	4972171
8 x 9	182	4972172
8 x 10	190	6821010
10 x 11	199	4972173
11 x 13	213	6821011
12 x 13	213	4972174
13 x 17	228	6821012
14 x 15	245	4972175
16 x 17	246	4972176
17 x 19	265	4972137
18 x 19	266	4972177
19 x 22	288	6821013
19 x 24	295	6821014
21 x 23	310	4972138
22 x 24	310	4972139
24 x 27	330	4972140
30 x 32	372	4972141
32 x 36	417	6821015

Roebuck



SET OF 11 DOUBLE ENDED OFFSET RING SPANNERS - METRIC

Standard: DIN 838

Forged, chromium vanadium.
Handle satin finish, polished jaw and chrome plating throughout the tool.
Contents (mm): 6x7, 8x9, 10x11, 12x13, 14x15, 16x17, 18x19, 21x23, 22x24, 27x30, 27x32.

Number of pieces	Ref.
11	6821009

Roebuck



DOUBLE ENDED OFFSET RING SPANNER - AF

Standard: DIN 838/BS7586

Chrome-vanadium steel.
Satin-finish handle, polished jaw and chrome body.

Size (inch)	Length (mm)	Ref.
1/4 x 5/16	182	6836158
3/8 x 7/16	203	3965397
7/16 x 1/2	214	3965398
9/16 x 5/8	227	6685110
5/8 x 11/16	250	3965399
3/4 x 7/8	286	3965400
15/16 x 1	324	3965401
1-1/16 x 1-1/4	363	3965350

Roebuck



SET OF 5 DOUBLE ENDED OFFSET RING SPANNERS - AF

Standard: BS7586/DIN838

Forged, chrome-vanadium steel.
Satin-finish handle, polished jaw and chrome body.

Contents (AF): 3/8 x 7/16; 1/2 x 9/16; 5/8 x 11/16; 3/4 x 7/8; 15/16 x 1

Number of pieces	Ref.
5	6495579

SET OF 6 RATCHET SPANNERS

Standard: NF ISO 1711-1, NF ISO 691

Ideal when tightening or loosening in confined working areas.
Matt satin finish.
72 teeth ratchet.
Contents: (mm)
8x9 - 10x11 - 12x13 - 14x15 - 16x18 - 17x19.

NF ISO 691 NF ISO 1711-1

Number of pieces	Ref.
6	865453

Roebuck



4-IN-1 RATCHET RING SPANNERS - METRIC

With a multi profile design these wrenches fit five different fastener types, with each wrench covering four fastener sizes. A low profile head make these ideal for working in confined spaces. The precision 72 teeth ratcheting mechanism has a patented push button reverse and each wrench has a vacuum heat treated surface for durability. Will allow user to loosen fasteners up to 50% rounded off.

Size (mm)	Length	Ref.
8, 10, 12, 13	160	5044459
9, 11, 15, 16	200	5044461
14, 17, 18, 19	220	5044460

Roebuck





3 PIECE 4-IN-1 RATCHET RING SPANNERS - METRIC

With a multi profile design these wrenches fit five different fastener types, with each wrench covering four fastener sizes. A low profile head make these ideal for working in confined spaces. The orecision 72 teeth ratcheting mechanism has a patented push button reverse and each wrench has a vacuum heat treated surface for durability. Will allow user to loosen fasteners up to 50% rounded off.

Includes 3 spanners (mm): 8, 9, 10, 11, 12, 13, 14, 15, 16, 17, 18, 19

Number of pieces	Ref.
3	5044458

Roebuck



4-IN-1 RATCHET RING SPANNER - AF

With a multi profile design these wrenches fit five different fastener types, with each wrench covering four fastener sizes. A low profile head make these ideal for working in confined spaces. The orecision 72 teeth ratcheting mechanism has a patented push button reverse and each wrench has a vacuum heat treated surface for durability. Will allow user to loosen fasteners up to 50% rounded off.

Size (inch)	Length (mm)	Ref.
1/4, 3/8, 5/16, 1/2	160	6823179
7/16, 9/16, 5/8, 3/4	223	6823180

Roebuck





2 PIECE 4-IN-1 RATCHET RING SPANNERS - AF

With a multi profile design these wrenches fit five different fastener types, with each wrench covering four fastener sizes. A low profile head make these ideal for working in confined spaces. The orecision 72 teeth ratcheting mechanism has a patented push button reverse and each wrench has a vacuum heat treated surface for durability. Will allow user to loosen fasteners up to 50% rounded off.

Set of 2 spanners (AF): 1/4, 3/8, 5/16, 1/2, 7/16, 9/16, 5/8, 3/4

Number of pieces	Ref.
2	6823181

Roebuck



Roebuck



DOUBLE ENDED SOCKET WRENCH 6X6

Standard: ISO 2236/ 691/ 1711-1

Matt Chromed Steel.
Hexagonal on the right side and hexagonal on the cranked end.
Made in France.

fab. ISO 2236 ISO 691 ISO 1711-1

Diameter (mm)	Length (mm)	Ref.
6	97	865397
7	97	865398
8	119	865399
9	119	865400
10	133	865401
11	133	865402
12	144	865403
13	144	865404
14	165	865405
15	165	865406
16	187	865407
17	187	865408
18	198	865409
19	198	865410

Roebuck



SET OF 9 DOUBLE ENDED SOCKET WRENCHES 6X6

Standard: ISO 2236/ 691/ 1711-1

Matt Chromed Steel.
Hexagonal on the right side and hexagonal on the cranked end.
Composition (mm):
Ø 8-9-10-11-12-13-14-17-19.
Made in France.

fab. ISO 2236 ISO 691 ISO 1711-1

Number of pieces	Ref.
9	865412

Roebuck



SET OF 10 DOUBLE ENDED SOCKET WRENCHES 6X6

Standard: ISO 2236/691/1711-1

Matt Chromed Steel.
Hexagonal on the right side and hexagonal on the crancked end.
Composition (mm):
Ø 7, 8, 10, 11, 12, 13, 16, 17, 18, 19.
Made in France.

fab. ISO 2236 ISO 691 ISO 1711-1

Number of pieces	Ref.
10	865445

DOUBLE ENDED SOCKET WRENCH 6X12

Roebuck



Standard: ISO 2236/ 691/ 1711-1

Made of uniform matt chrome-plated steel. Hexagonal on the right side and twelve-points on the cranked end.
Made in France.

fab. ISO 8764 ISO 691 ISO 1711-1

Diameter (mm)	Length (mm)	Ref.
6	97	865297
7	97	865298
8	119	865299
9	119	865300
10	133	865301
11	133	865302
12	144	865303
13	144	865304
14	165	865305
15	165	865306
16	187	865307
17	187	865308
18	198	865309

Diameter (mm)	Length (mm)	Ref.
19	198	865310
20	210	865311
21	210	865312
22	231	865313
23	231	865314
24	237	865315
25	237	865316
26	258	865317
27	258	865318
28	268	865319
29	268	865320
30	292	865321
32	308	865322

SET OF 9 DOUBLE ENDED SOCKET WRENCHES 6X12

Roebuck



Standard: ISO 2236/ 691/ 1711-1

Most commonly used wrench Panel from 8 to 19.
Composition (mm):
Ø 8-9-10-11-12-13-14-17-19.
Made in France.

fab. ISO 2236 ISO 691 ISO 1711-1

Number of pieces	Diameter (mm)	Ref.
9	8-9-10-11-12-13-14-17-19	865324

SET OF 16 DOUBLE ENDED SOCKET WRENCHES 6X12

Roebuck



Standard: ISO 2236/ 691/ 1711-1

Composition (mm):
Ø 8-9-10-11-12-13-14-15-16-17-18-19-21-22-23-24.
Made in France.

fab. ISO 2236 ISO 691 ISO 1711-1

Number of pieces	Diameter (mm)	Ref.
16	8 to 24	865420

› SEE PAGE 566



6X6 tube wrenches side table module
Ref. 865447

Roebuck



ADJUSTABLE WRENCH - PHOSPHATE

Standards: ISO 6787:2001 and DIN 3117:1998.

Chrome-vanadium steel. Finer jaws and refined arms make it possible to work in hard-to-reach places. An ergonomic handle gives more user comfort and grip when held in the hand. A measurement scale gives the approximate size of nuts, tubes etc.

Length (mm)	Max opening (mm)	Ref.
100	13	4972100
150	24	4972377
200	30	4972101
250	34	4972378
300	39	4972379
375	43	4972102
450	53	4972103
600	62	4972104

Roebuck



COMFORT GRIP ADJUSTABLE WRENCH WIDE OPENING - PHOSPHATE

Standards: ISO 6787:2001 and DIN 3117:1998

Chrome-vanadium steel. Thinner jaws and a non-protruding barrel make it possible to work in hard-to-reach places.
An ergonomic sheathed handle gives increased comfort and grip.
A measurement scale gives the approximate size of the nuts, tubes etc.
The large opening provides up to 25% more capacity.

Length (mm)	Max opening (mm)	Ref.
150	24	4972106
200	30	4972107
250	34	4972108
300	39	4972109

Roebuck



COMFORT GRIP ADJUSTABLE WRENCH EXTRA WIDE OPENING - PHOSPHATE

Standards: DIN 3117, ISO 6787-2001

A 50% weight reduction and an extra-wide jaw make these universal wrenches ideal for plumbing, air conditioning, ventilation, heating and most mechanical repair, maintenance and service applications. The thin, extra-long jaws make them easier to use in hard-to-reach places.
Chrome vanadium steel with phosphated finish. The Ergotop grip provides increased comfort and helps reduce hand fatigue.
These wrenches exceed the requirements of DIN 3117, ISO 6787-2001 (torque 180 N·m) and ASME B107 8-2003 (torque 305 N·m).
Facts: the 176mm wrench is 78% wider than a standard 150mm adjustable wrench and 68% lighter than a standard 250mm wrench with a similar opening.
The 216mm wrench is 62% wider than a standard 200mm adjustable wrench and 50% lighter than a standard 300mm wrench with a similar opening.

Length (mm)	Max opening (mm)	Ref.
176	34	4971817
216	39	4971657

Roebuck



COMFORT GRIP ADJUSTABLE WRENCH EXTRA WIDE OPENING & SLIM JAWS - PHOSPHATE

Chrome-vanadium steel.
Phosphate finish.
Left rotation.
Extra wide opening.
Extra-fine jaws (4.5 mm).
Comfortable rubber grip.
Extra-fine jaws (up to 50% thinner than standard open-ended wrenches) provide greater accessibility due to their reduced thickness, along the full length of the extra slim jaw.

Length (mm)	Max opening (mm)	Ref.
176	34	6822492
216	39	6822493

ADJUSTABLE WRENCH - CHROME

Roebuck

Chrome-vanadium steel. Jaw surfaces are perfectly parallel. Non protuding jaw shank.
Precision ground jaw slides.
Triple-layer chrome finish.



Length (mm)	Max opening (mm)	Ref.
100	13	5044463
150	19	5044464
200	24	5044465
250	29	5044466
300	34	5044467
375	43	5044468
450	53	5044469
600	62	5044462

COMFORT GRIP ADJUSTABLE WRENCH EXTRA WIDE OPENING & EXTRA SLIM JAWS - CHROME

Roebuck

Chrome-vanadium steel.
Chrome finish.
Comfortable rubber grip.
Extra fine jaws (4.5 mm).
The design of the extra-fine jaws (up to 50% thinner than standard wrenches with similar opening) offers greater accessibility due to the reduced thickness along the full length of the extra-fine jaws.
Extra wide opening (34 mm for 6" and 39 mm for 8").

Weight (g): 200 and 330
Thickness (mm): 4.5



Length (mm)	Max opening (mm)	Ref.
176	34	6822494
216	39	6822495

C-SPANNER WRENCH

Roebuck

Finish: burnished.
Articulation of the head.



Capacity (mm)	Length (mm)	Ref.
35-60	175	845307
60-90	250	845308

Roebuck



SHORT ARM HEXAGON KEYS - BLACK PHOSPHATE - METRIC

Standard: ISO 2936 / SAE / AISI 8650

Fully hardened steel alloy, ensures a durable wrench with an extra-hard surface for longer life and retention of dimensional accuracy.

Hex size (mm)	Length (mm)	Ref.
0,7	33	4971650
0,9	33	4971622
1,275	41	4971623
1,5	46,5	4971604
2	52	4971605
2,5	58,5	4971606
3	66	4971607
4	74	4971608
5	85	4971609
6	96	4971610
7	102	4971611

Hex size (mm)	Length (mm)	Ref.
8	108	4971612
10	122	4971613
12	137	4971614
14	154	4971615
17	177	4971616
19	199	4971617
22	222	4971618
24	248	4971619
27	277	4971620
32	347	4971621

Roebuck



SHORT ARM HEXAGON KEYS - BLACK PHOSPHATE - IMPERIAL

Standards: BS2470 1973, and BS4168 1983

Fully hardened steel alloy, guarantees a durable wrench with an extra-hard surface for longer life and retention of dimensional accuracy.

Hex size (inch)	Length (mm)	Ref
1/16	47	6747481
5/64	52	6747482
3/32	58	3947537
1/8	66	3947538
7/64	66	3947682
9/64	72	3947550
5/32	74	6747485
3/16	85	3947540
7/32	91	3947541

Hex size (inch)	Length (mm)	Ref
1/4	96	3947542
5/16	108	3947543
3/8	122	3947544
1/2	145	3947545
9/16	154	3947546
5/8	176	3947547
3/4	199	3947548
7/8	222	6854021
1	275	3947549

Roebuck



SHORT ARM HEXAGON KEYS - NICKEL PLATED - METRIC

Standard: ISO 2936 SAE/AISI8650

Fully hardened alloy steel for a strong wrench with an extra hard surface for longer life and retention of dimensional accuracy.

Hex size (mm)	Length (mm)	Ref.
1,5	46,5	5095490
2	52	5095491
2,5	58	5095492
3	66	5095493
4	74	5095494
5	85	5095495
6	96	5095496
7	102	5095497

Hex size (mm)	Length (mm)	Ref.
8	108	5095498
14	154	5095501
17	177	5095502
19	199	5095503
22	222	5095504
24	248	5095505
27	277	5095506
32	347	5095507

Roebuck



LONG ARM HEXAGON KEYS - BLACK PHOSPHATE - METRIC

Standard: ISO 2936L SAE / AISI 8650

Fully hardened steel alloy, ensures a durable wrench with an extra-hard surface for longer life and retention of dimensional accuracy.

Hex size (mm)	Length (mm)	Ref.
2	102	4971625
2,5	114	4971626
3	129	4971627
4	144	4971628
5	165	4971629
6	186	4971630

Hex size (mm)	Length (mm)	Ref.
8	208	4971631
10	234	4971632
12	262	4971633
14	294	4971634
17	337	4971635
19	379	4971636

LONG ARM HEXAGON KEYS - BLACK PHOSPHATE - IMPERIAL

Roebuck



Standards: SAE/AISI 8650, BS2470 1973, and BS4168 1983

Fully hardened steel alloy, ensures a durable wrench with an extra-hard surface for longer life and retention of dimensional accuracy.

Hex size (inch)	Length (mm)	Ref.
1/16	92	3947565
5/64	102	3947566
3/32	114	3947567
1/8	129	3947568
5/32	144	3947569
3/16	165	3947570
7/32	176	6747494
3/8	234	6747496
1/2	293	3947576
9/16	294	3947577
5/8	336	3947578

LONG ARM HEXAGON KEYS - NICKEL PLATED - METRIC

Roebuck



Standard: ISO 2936L SAE / AISI 8650

Fully hardened alloy steel for a strong wrench with an extra hard surface for longer life and retention of dimensional accuracy.

Hex size (mm)	Length (mm)	Ref.
3	129	5095511
4	144	5095512
5	165	5095513
6	186	5095514
8	208	5095515
10	234	5095516
12	262	5095517
14	294	5095518
17	337	5095519
19	379	5095520

30 PIECE METRIC/IMPERIAL HEXAGON KEY SET

Roebuck



Tempered and hardened chrome-vanadium steel.
Lengths (inch): 0,028, 0,035, 0,0050, 1/16, 5/64, 3/32, 7/64, 1/8, 9/64, 5/32, 3/16, 7/32, 1/4, 5/16, 3/8".
Short blades (mm): 0.7,0.9,1.3, 1.5, 2.0, 2.5, 3.0, 4.0, 4.5, 5.0, 5.5, 6.0, 7.0, 8.0, 10 mm.
Supplied in a moulded shockproof case.

Number of pieces	Ref.
30	7764233

Roebuck



BALLPOINT WRENCHES - LONG ARM - METRIC NICKEL PLATED

Fully hardened alloy steel for a strong wrench with an extra hard surface for longer life and retention of dimensional accuracy.

Hex size (mm)	Length (mm)	Ref.
1,5	91,5	5095525
2	108	5095526
2,5	114	5095527
3	129	5095528
4	144	5095529
5	165	5095530
6	186	5095531
8	208	5095532
10	234	5095533
12	262	5095534

Roebuck



BALLPOINT WRENCHES - LONG ARM - METRIC PHOSPHATE

Hardened steel alloy, ensures a durable wrench with an extra-hard surface for longer life and retention of dimensional accuracy.

Hex size (mm)	Length (mm)	Ref.
1,5	91,5	4981732
2	108	4981723
2,5	114	4981724
3	129	4981725
4	144	4981726
5	165	4981727
6	186	4981728
8	208	4981729
10	234	4981730
12	262	4981731

Roebuck



BALLPOINT WRENCHES - LONG ARM - IMPERIAL PHOSPHATE

Standards: BS2470 1973 and BS4168 1983

Hardened steel alloy, ensures a durable wrench with an extra-hard surface for longer life and retention of dimensional accuracy.

Hex size (inch)	Length (mm)	Ref.
5/64	102	3947603
3/32	114	3947604
1/8	129	3947605
5/32	144	3947606
3/16	165	3947607
7/32	176	3947608
1/4	186	3947609
5/16	208	3947610
3/8	234	3947611

8 PIECE LONG METRIC HEXAGON KEY SET NICKEL PLATED

Standard: ISO 2936L

Tempered and hardened chrome-vanadium steel.
Comes in a single holder that allows you to insert the wrench, convert it into a T-handle screwdriver and thereby improve the tightening torque.

Includes (mm): 2 - 2.5 - 3 - 4 - 5 - 6 - 8 - 10

Number of pieces	Ref.
8	5095522



9 PIECE METRIC HEXAGON KEY SET - NICKEL PLATED

Standard: ISO 2936

Nickel-plated finish.

Includes (mm): 1.5 - 2 - 2.5 - 3 - 4 - 5 - 6 - 8 - 10

Number of pieces	Ref.
9	5095521



8 PIECE LONG METRIC HEXAGON KEY SET - PHOSPHATE

Standard: ISO 2936L

Made of tempered, hardened chrome vanadium steel. Comes in a single holder that allows you to insert the wrench, convert it into a T-handle screwdriver and thereby improve the tightening torque.
Includes (mm): 2 - 2.5 - 3 - 4 - 5 - 6 - 8 -10 mm

Number of pieces	Ref.
8	4971699



9 PIECE METRIC HEXAGON KEY SET - PHOSPHATE

Standard: ISO 2936

Includes (mm): 1,5-2-2,5-3-4-5-6-8-10

Number of pieces	Ref.
9	4971649



Roebuck



+ Most common wrench sizes in a case

9 PIECE METRIC HEXAGON KEY SET - PHOSPHATE

Standard: ISO 2936K

Chromium vanadium steel, manganese phosphated.
Hanging hole for storage in the workshop.
Contents: 1,5-2-2,5-3-4-5-6-8-10.
German made.

ISO 2936

Number of pieces	Ref.
9	827131

Roebuck



+ Ideal for all TORX wrench applications in tight spaces

9 PIECE FOLDING TORX KEY SET - PHOSPHATE

Manganese phosphate treated chromium vanadium steel.
Hanging hole for storage in the workshop.
Contents: T8-T9-T10-T15-T20-T25-T27-T30-T40.
German made.

Number of pieces	Ref.
9	827129

Roebuck



8 PIECE LONG IMPERIAL BALL POINT HEXAGON KEY SET - PHOSPHATE

Standard: ISO 2380, 8764

Chrome-plated blades, brillant hardened steel tip for a perfect adhesion to the screw.
Allows screwing with angles up to 25°.
German made.
Contents:
5/64-3/32-1/8-5/32-3/16-7/32-1/4-5/16

ISO 2380 ISO 8764

Number of pieces	Ref.
8	845322

Roebuck



LONG TORX KET SET

Supplied in a plastic holder.

Includes 9 wrenches: T10, T15, T20, T25, T27, T30, T40, T45, T50
Set of 13 wrenches: T5, T6, T7, T8, T9, T10, T15, T20, T25, T27, T30, T40, T50

Number of pieces	Ref.
9	4971695
13	4971694

9 PIECE METRIC LONG BALL POINT HEXAGON KEY SET - PHOSPHATE

Standard: ISO 2936L

Fully tempered chromium vanadium steel, manganese phosphated.
The spherical head allows you to work in angles up to 25°.
Specially designed for hard-to-access screws.
Contents: 1,5-2-2,5-3-4-5-6-8-10.
German made.

ISO 2936L

Number of pieces	Ref.
9	827133

Roebuck



+ Blade 30% longer than products on the market. The spherical head enables tightening up to 25 % angle.

9 PIECE METRIC LONG BALL POINT HEXAGON KEY SET - PHOSPHATE

Standard: ISO 2936

The spherical tip allows you to access the screw from an angle of up to 30°.
Includes (mm): 1.5-2.2-2.5-3-4-5- 6-8-10

ISO 2936

Number of pieces	Ref.
9	787655

Roebuck



8 PIECE TORX KEY SET - PHOSPHATE

The SO EASY system allows all Torx screws to be maintained, in all positions.
Allows you to screw horizontally, sideways or in depth.
Maintenance of all non-magnetizable screws in stainless steel, titanium, aluminium or composite materials.
Chrome-Vanadium steel blade, fully tempered, manganese phosphated, brillant finish.
Blade 30% longer than products on the market.
The set includes: T9, T10, T15, T20, T25, T27, T30,T40
German made.

Number of pieces	Ref.
8	854281

Roebuck







This is what makes it different **from others**

OPENS WITH ONE HAND

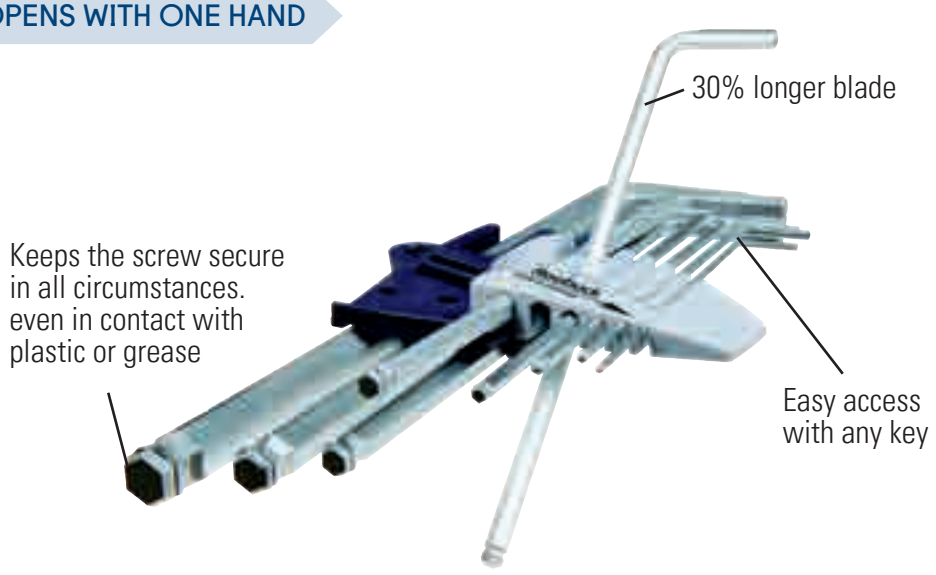

Roebuck







+ Screws are held tight whatever the material or the situation

9 PIECE LONG METRIC BALL POINT HEXAGON KEY SET WITH "SO EASY" SYSTEM

Standard: ISO 2936L

The spherical head allows you to work in angles up to 25°.
Blade 30% longer than products on the market.
Specially designed for hard-to-access screws.
The "So Easy" restraint system maintains all standard screws by creating a lock between the wrench and the screw.
Dedicated case: Opens with one hand thanks to its sliding function, each key is extracted individually without moving the others.
Chrome coating for longer life.
Ideal for difficult access.
The set includes: 1,5-2-2,5-3-4-5-6-8-10.

ISO 2936L

Number of pieces	Ref.
9	827135

Roebuck



9 PIECE LONG METRIC BALL POINT HEXAGON KEY SET - COLOURED

Set of 9 6-sides keys with colour code with spherical head and extra long.
Contents: 1.5 ; 2 ; 2.5; 3; 4; 5; 6; 8; 10mm

Ideal in the use of associated colour codes.

Number of pieces	Ref.
9	6854032

9 PIECE LONG METRIC BALL POINT HEXAGON KEY SET - PHOSPHATE

Supplied in a plastic holder.
Kit Contents: 1.5 - 2 - 2.5 - 3 - 4 - 5 - 6 - 8 -10 mm

Number of pieces	Ref.
9	6854033



9 PIECE EXTRA LONG METRIC BALL POINT HEXAGON KEY SET - NICKEL PLATED

Delivered on a plastic holder.

Includes (mm): 1.5 - 2 - 2.5 - 3 - 4 - 5 - 6 - 8 - 10

Number of pieces	Ref.
9	5095535



9 PIECE EXTRA LONG METRIC BALL POINT HEXAGON KEY SET - PHOSPHATE

Supplied in a plastic holder.
Includes (mm): 1,5-2-2,5-3-4-5-6-8-10

Number of pieces	Ref.
9	4981733



10 PIECE LONG IMPERIAL BALL POINT HEXAGON KEY SET - PHOSPHATE

Contents (inch): 0.050-1/16-5/64-3/32-1/8-5/32-3/16-7/32-1/4-5/16

Number of pieces	Ref.
10	3947693



Roebuck



+ The mechanism always positions one wrench to the working position
Easy application of higher torques

GBX1
7 PIECE FOLDING METRIC HEXAGON KEY SET

Ergonomic case reinforced with fiberglass. Blade fully hardened, galvanized.
- Anti-corrosion treatment. Several working positions:
At 180°, the ROEBUCK case is used as a screwdriver at 270°, the case is usable as a wrench. Between 90° and 270°, you will use it for the most varied screwing applications. Stopping notch at 270° for guaranteed safety. Selection key for accessing the desired key size. Colour system indicating the different imprints. Integrated hanging bracket. German made.
Composition of the case: 2-2.5-3-4-5-6-8 mm

ISO 2380 | ISO 8764 | DIN 5265

Number of pieces	Ref.
7	827123

Roebuck



GBX2
9 PIECE FOLDING HEXAGON KEY SET - SLOT, PHILLIPS, TORX, HEX

Composition of the case: **Slot:** 4.5; **Phillips:** 5/16" **hexagonal.** 3-4-5-6; **Torx:** T10-T15-T20

Number of pieces	Ref.
9	827111

Roebuck



GBX3
8 PIECE FOLDING HEXAGON KEY SET - TORX

Contents of the case: T9, T10, T15, T20, T25, T27, T30, T40

Number of pieces	Ref.
8	827125

GBX4
8 PIECE FOLDING HEXAGON KEY SET - TORX

Roebuck



Contents of the case: TR9, TR10, TR15, TR20, TR25, TR27, TR30, TR40

Number of pieces	Ref.
8	827127

T-HANDLE WRENCHES WITH THREE HEXAGON MALE ENDS

Roebuck

Keys with T-handle and three 6 male hexagon bits.
Black hex head, matt finish in chrome vanadium.
(The dimensions higher of 10 mm are provided without black hex head)



Hex size (mm)	Length (mm)	Ref.
2	125	7733315
2,5	125	7733316
3	125	7733317
3,5	125	7733318
4	180	7733319
4,5	180	7733320
5	180	7733321
6	210	7733323
7	210	7733324
8	250	7733325
10	300	7733326
12	320	7733327
14	340	7733328

MALE WRENCH WITH T-HANDLE AND END CAP HOLDER

Roebuck

Hardness: 60HRC
Ergonomic handle suitable for the transmission of high torques with little effort.
Hanging hole for storage in the workshop.
Completely hardened bright nickel-plated blade.
"Magnetic bit holder 1/4" Form C6, 3, stainless steel.
German made.



Length (mm)	Ref.
150	854279

Roebuck



HEX KEY WRENCH CHROME PLATED BLACK TIP

Black phosphated T-handle wrench.
Chrome-vanadium hardened steel.
Imprints: 2 x hex
Ergonomic handle for optimal user comfort.
Hole for storage in the workshop.

Hex size (mm)	Length (mm)	Ref.
2	125	5095550
2,5	125	5095551
3	125	5095552
4	125	5095553
5	150	5095554
6	150	5095555
8	175	5095556
10	175	5095557

Roebuck



HEX KEY WRENCH WITH BALL POINT CHROME PLATED BLACK TIP

Black phosphate T-wrench with spherical head.
Chrome-vanadium hardened steel.
Imprints: Hex and spherical head.
Ergonomic handle for optimal user comfort.
Hole for storage in the workshop.

Hex size (mm)	Length (mm)	Ref.
3	125	5095558
4	125	5095559
5	150	5095560
6	150	5095561
8	175	5095562
10	175	5095563

Roebuck



TORX KEY WRENCH CHROME PLATED BLACK TIP

Black phosphated T-handle wrench.
Chrome-vanadium hardened steel.
Imprints: 2 x Torx
Ergonomic handle for optimal user comfort.
Hole for storage in the workshop.

Size (mm)	Length (mm)	Ref.
T9	125	5095564
T10	125	5095565
T15	125	5095566
T20	125	5095567
T25	150	5095568
T27	150	5095569
T30	150	5095570
T40	175	5095571

72 TEETH RATCHET

Standard: ISO 3315/ 1174-1

Matt Finish, black handle with blue ring.

ISO 3315 ISO 1174-1

Drive Square	Length (mm)	Ref.
1/4	125	865326
3/8	195	880329
1/2	250	865327

Roebuck



+ Recovery angle 5°

72 TEETH COMPOSITE RATCHET

Standard: ISO 3315

Ratchet 72 Teeth: 5° recovery angle. Composite body.
Ratchet with Push technology. Weight 15% less than a standard ratchet.
Does not scratch, black finish.

ISO 3315

Drive Square	Length (mm)	Ref.
1/4	125	828239
3/8	200	880330
1/2	250	828241

Roebuck



+ Without chrome, no scratching

RATCHET WITH ROTATING HANDLE

Matt satin finish.
Ratchet 60 teeth.
Handle with rotary function.
One way ratchet.

Drive Square	L x W x H (mm)	Ref.
1/4	180 x 27,5 x 15	6817716
3/8	240 x 36,3 x 20	6817717
1/2	290 x 42,0 x 22	6817718

Roebuck



QUICK RELEASE RATCHET

Standards: DIN 3120 and ISO 1174

Chrome-vanadium steel. Quick socket release system.

Ratchet mechanism:
1/4" = 36 teeth
3/8" = 38 teeth
1/2" = 40 teeth

Square drive	Ref.
1/4	5061232
3/8	5061236
1/2	5061237

Roebuck



Roebuck



REVERSIBLE RATCHET

90-tooth reversible ratchet handle.
Quick socket release system.

Square drive (inch)	Ref.
3/8	6825940
1/2	6825941

Roebuck



HINGED HANDLE

Standards: DIN 3120 and ISO 1174

Chrome-vanadium steel.

Square drive (inch)	Length (mm)	Ref.
3/8	252	4972213
1/2	360	4972250

› SEE PAGE 528



Laptop and tool bag Ref. 8346126

1/4" AND 1/2" DRIVE COMPOSITE RATCHET AND SOCKET SET

Roebuck



Matt Finish

Content of the box 1/4'' 26 pieces:
11 sockets: Ø 5-5.5-6-7-8-9-10-11-12-13-14 mm. 2 Extensions: 50 and 100 mm.
1 universal joint. 1 extension with black plastic handle.
1 sliding handle. 1 composite ratchet 72 teeth quick release.
1 bit holder sleeve. 8 screwdrivers BMS: Ø3-4-4.5-5-5.5-6.5 and PH1-PH2.

Content of the box 1/2'' 22 pieces:
18 sockets: Ø10-11-12-13-14-15-16-17-18-19-20-21-22-23-24-27-30-32 mm 2 extensions: 125 and 250 mm. 1 universal joint. 1 composite ratchet 72 teeth quick release.



Drive square (inch)	Number of pieces	Ref.
1/4	26	865429
1/2	22	865433

1/4" AND 1/2" DRIVE RATCHET SOCKET SET

Roebuck



Matt Finish

Content of the box 1/4'' 26 pieces:
11 sockets: Ø 5-5.5-6-7-8-9-10-11-12-13-14 mm. 2 Extensions: 50 and 100 mm.
1 universal joint. 1 extension with black plastic handle.
1 sliding handle. 72 teeth Ratchet. 1 bit holder sleeve.
8 screwdrivers BMS: Ø3-4-4.5-5-5.5-6.5 and PH1-PH2.

Content of the box 1/2'' 22 pieces:
18 sockets: Ø10-11-12-13-14-15-16-17-18-19-20-21-22-23-24-27-30-32 mm
2 Extensions: 125 and 250 mm. 1 universal joint. 72 teeth Ratchet.



Drive square (inch)	Number of pieces	Ref.
1/4	26	865427
1/2	22	865431

1/4" 27 PIECE MINI-DRIVE RATCHET & SOCKET BIT SET

Roebuck



Socket adaptable to 5 types of prevalent fasteners: 12 sides, 6 sides, rounded 6 sides, grooved, E-Torx and square.
Handle with aluminium ratchet.
6-points sockets. 4/ 5/ 6/ 8/ 10/ 13 mm
Phillips bits: PH1/ 2/ 3
Slot Bits: 2/ 3/ 4/ 5/ 6 mm
Pozidriv Bits: PZ1/ PZ2/ PZ3
6 hex bits: 2.5/ 3/ 3.5
Torx: T6/ T8/ T10/ T15/ T20

Phosphate finished bits.
Plastic storage box with interior foam wedge.

Number of pieces	Ref.
27	7362938

Roebuck



1/4" HEX SOCKET

Standard: ISO 691/1711-1/1174-1/2725-1

¼ socket, matt finish, hexagonal.

Size (mm)	Ref.
4	880346
4.5	880347
5	865353
5.5	865354
6	865355
7	865356
8	865357
9	865358
10	865359
11	865360
12	865361
13	865362
14	865363

Roebuck



1/4" HEX DEEP SOCKET

Standards: DIN 3124-NF ISO 2725-1 NF ISO 1711-1 NF ISO 1174-1

Made from chromium vanadium steel. Complies with DIN3122 and DIN3123 standards.

Size (mm)	Ref.
6	4971563
7	4971564
8	4971565
9	4971566
10	4971567
11	4971568
12	4971569
13	4971570

Roebuck



1/4" HEX SOCKET - AF

Standards: NF ISO 1174-1-NF ISO 2725-1-NF ISO 1711-1-DIN 3124

Matt finish

Size (AF)	Ref.
5/32	6873067
3/16	6873068
7/32	6873069
1/4	6873070
9/32	6873071
5/16	6873072
11/32	6873073
3/8	6873074
7/16	6873075
1/2	6873076
9/16	6873077

Roebuck



1/4" BIT SOCKET - HEX

Standards: NF ISO 1174-1

Matt finish

Size (mm)	Ref.
3	880127
4	880128
5	880129
6	880130
7	880131

UNIVERSAL SQUARE JOINT

Roebuck

Standards: ISO 3316/1174-1

Matte finish

Square drive adapter	Ref
1/4	865365



+ Makes it possible to reach difficult-to-access nuts

BIT HOLDER SLEEVE

Roebuck

Standard: ISO 1174-1, DIN 3120

Ball retention of the bit in the socket.

ISO 1174-1 DIN 3120

Diameter (inch)	Length (mm)	Ref.
5/16 – 1/2	37	865424
1/4 – 1/4	37	865425



1/4" FLEXIBLE EXTENSION

Roebuck

NF ISO 2725-1-NF ISO 1711-1-NF ISO 1174-1-DIN 3124

Length	Ref.
150 mm	880201



1/4" EXTENSION

Roebuck

Standards: NF ISO 3316 - NF ISO - DIN 3123

Matt finish.

Length (mm)	Ref.
50	865368
100	865369
150	880336
250	880337



1/4" SLIDING HANDLE

Roebuck

Standards: NF ISO 3315 - NF ISO 1174-1 - DIN 3122

Matt finish

Length (mm)	Ref.
115	4971578



Roebuck



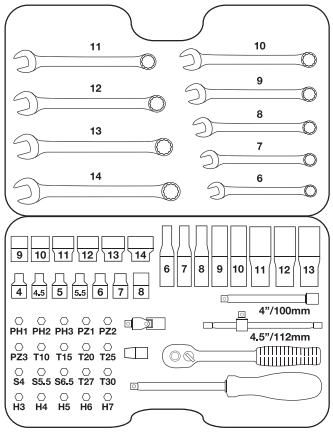

56 PIECE METRIC COMBINATION SPANNERS AND 1/4" DRIVE SOCKETS

Standard: DIN 3113

Contents:

9 combination wrenches 6-7-8-9-10-11-12-13-14 mm:
Chrome vanadium.
Satin-finish handle, polished jaw and chrome body.

47 piece 1/4" sockets and accessories:
Made of chrome vanadium.
Semi-satin finish, semi-polished.
Compliant with DIN3122 and 3123 metric standards.
Hex sockets.

Set of 20 1/4" bits:
Hex: 3 - 4 - 5 - 6 - 7 mm
Phillips : PH1, PH2, PH3
Torx: T10, T20, T25, T27, T30
Pozidriv: PZ1, PZ2, PZ3
Flat: 4 - 5.5 - 6.5 mm

8 1/4" deep hex Sockets:
6-7-8-9-10-11-12-13mm

13 1/4" hex sockets:
4 - 4.5 - 5 - 5.5 - 6 - 7 - 8 - 9 - 10 - 11 - 12 - 13 - 14 mm

Accessories:
1/4" quick release ratchet handle - 36 teeth
100mm extension
Universal joint (with lug)
112mm T-handle
1/4" bit coupler
1/4" spinner handle

Supplied in a high-resistance thermoformed case with handle (360x260x75 mm). Wrenches held firmly in storage module. Sockets and socket accessories held firmly in an EVA foam lining. The two coloured foam coating makes it easy to identify missing tools.

Number of pieces	Ref.
56	7748913

Roebuck



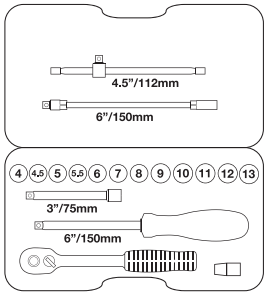

18 PIECES METRIC 1/4" DRIVE SOCKET & RATCHET SET

Standards: DIN 3122 and 3123

Contents:

12 piece 1/4" sockets and accessories:
Made of chrome vanadium.
Semi-satin finish, semi-polished.
Hex sockets.

12 1/4" hex sockets:
4 - 4.5 - 5 - 5.5 - 6 - 7 - 8 - 9 - 10 - 11 - 12 - 13 mm

Accessories:
1/4" quick release ratchet handle
75mm extension
Extension with handle
Flexible extension 150mm
Bit holder
112mm sliding T-handle

Number of pieces	Ref.
18	6868829

28 PIECE METRIC AND AF 1/4" DRIVE RATCHET & SOCKET SET

Roebuck



Standards: DIN 3122 and 3123

Contents:

21 piece 1/4" sockets and accessories:
Made of chrome vanadium.
Semi-satin finish, semi-polished.
Hex sockets .

12 1/4" hex metric sockets:
4 - 4.5 - 5 - 5.5 - 6 - 7 - 8 - 9 - 10 - 11 - 12 - 13 mm

9 1/4" hex sockets:
3/16 - 7/32 - 1/4 - 9/32 - 5/16 - 11/32 - 3/8 - 7/16 - 1/2

Accessories:
Quick release ratcher handle - 36 teeth
75mm extension
Extension with handle
150mm flexible extension
Universal joint
Bit holder
112mm sliding T-handle

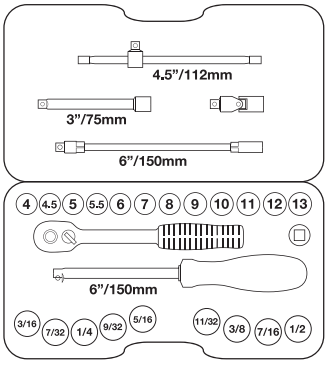

Number of pieces	Ref
28	6868830

47 PIECE METRIC 1/4" DRIVE SOCKET & RATCHET SET

Roebuck



Standards: DIN 3122 and 3123

Contents:

47 piece 1/4" Sockets and accessories:
Made of chrome vanadium.
Semi-satin finish, semi-polished.
Hex sockets.

13 1/4" hex metric sockets:
4 - 4.5 - 5 - 5.5 - 6 - 7 - 8 - 9 - 10 - 11 - 12 - 13 - 14 mm

8 deep 1/4" hex sockets:
6-7-8-9-10-11-12-13

20 1/4" hex bit sockets:
Hex: 3-4-5-6-7
Phillips : PH1-PH2-PH3
Torx: T10-T15-T20-T25-T27-T30
Pozidriv: PZ1-PZ2-PZ3
Slotted: 4-5,5-6,5

Accessories:
Quick release ratchet handle - 36 teeth
Spinner handle
100mm extension
Universal joint
Bit holder
112mm sliding T-handle

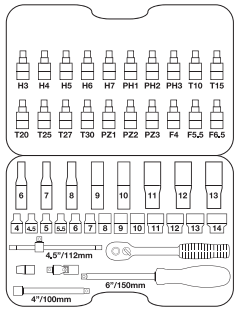

Number of pieces	Ref.
47	6868828

Roebuck



3/8" BI-HEX SOCKETS - METRIC

Standard: DIN ISO 3132

Chrome-vanadium steel.

Size (mm)	Ref.
6	4972191
7	4972192
8	4972193
9	4972194
10	4972195
11	4972196
12	4972197
13	4972198

Size (mm)	Ref.
14	4972199
15	4972200
16	4972201
17	4972202
18	4972203
19	4972204
20	4972205
22	4972206

Roebuck



3/8" HEX SOCKETS - METRIC

Standards: NF ISO 2725-1-NF ISO 1711-1-DIN 3124

Matt finish, hex.

Size (mm)	Ref.
6	5061238
7	5061239
8	5061240
9	5061241
10	5061242
11	5061243
12	5061244
13	5061245

Size (mm)	Ref.
14	5061246
15	5061247
16	5061248
17	5061249
18	5061250
19	5061251
20	5061252
22	5061253

Roebuck



3/8" HEX SOCKETS - AF

Standards: NF ISO 2725-1-NF ISO 1711-1-DIN 3124

Matt finish, hex.

Size (inch)	Ref.
1/4	6873078
5/16	6873079
11/32	6873080
3/8	6873081
7/16	6873082
1/2	6873083
9/16	6873084

Size (inch)	Ref.
5/8	6873085
11/16	6873086
3/4	6873087
13/16	6873088
7/8	6873089
15/16	6873090
1	6873091

Roebuck



3/8" HEX BIT SOCKET

Standards: ISO 1174 and DIN 3120

Matt finish.

Size (mm)	Ref.
3	880281
4	880282
5	880283
6	880284
7	880285

Size (mm)	Ref.
8	880286
9	880287
10	880288
12	880289

Roebuck



3/8" TORX BIT SOCKET

Standards: ISO 1174 and DIN 3120

Matt finish.

Size (mm)	Ref.
T8	880291
T10	880292
T15	880293
T20	880294
T25	880295

Size (mm)	Ref.
T27	880296
T30	880297
T40	880298
T45	880299
T50	880300

3/8" SLIDING HANDLE

Standards: DIN 3120 / ISO 1174

Made from chrome vanadium steel.

Length (mm)	Ref.
200	4972208

Roebuck



3/8" CRANKSHAFT

Standards: DIN 3120 / ISO 1174

Made from chrome vanadium steel.

Length (mm)	Ref.
370	4972214

Roebuck



3/8" EXTENSIONS

Standards: DIN 3120 / ISO 1174

Made from chrome vanadium steel.

Square drive adapter	Length (mm)	Ref.
3/8	75	4972209
3/8	125	4972210
3/8	220	4972211

Roebuck



UNIVERSAL JOINT 3/8"

Standards: DIN 3120 / ISO 1174

Made from chrome vanadium steel.

Ref.
4972212

Roebuck



Roebuck



3/8" ADAPTORS

Standards: DIN 3120 / ISO 1174

Chrome-vanadium steel.

Diameter (inch)	Ref.
3/8 F x 1/4 M	4972215
3/8 F x 1/2 M	4972216

Roebuck



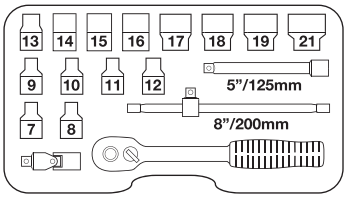

18 PIECE 3/8" BI-HEX METRIC SOCKET SET

Standards: DIN 3122 and 3123

Contents:

Made of chrome vanadium;
Semi-satin finish, semi-polished.

14 3/8" bi-hex sockets:
7-8-9-10-11-12-13-14-15-16-17-18-19-21mm

Accessories for 3/8" bits:
Quick release ratchet handle - 38 teeth
125mm extension
Universal joint
200mm T-sliding handle

Number of pieces	Ref.
21	6868832

21 PIECE 3/8" BI-HEX METRIC SOCKET & RATCHET SET

Roebuck



Contents:
- 12 bi-hex 3/8" sockets: 7, 8, 9, 10, 11, 12, 13, 14, 15, 16, 17, 18, 19, 21 mm
In chromium vanadium.
Accessories 3/8" :
- Extension 75mm
- Extension 125mm
- Extension 250mm
- 250mm hinged handle - 38 teeth
- Ratchet handle with quick release
- Crankshaft 350 mm
- Universal Joint (screw)

Number of pieces	Ref.
21	6868833



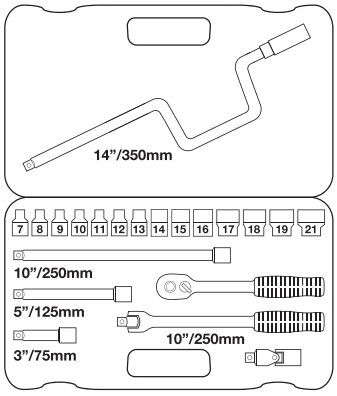

32 PIECE 3/8" BI-HEX METRIC AND AF SOCKET & RATCHET SET

Roebuck



Standards: DIN 3122 and 3123

Contents:

Made of chrome vanadium.
Semi-satin finish, semi-polished.
Bi-hex sockets.

14 3/8" 12-sided metric sockets:
7-8-9-10-11-12-13-14-15-16-17-18-19-21mm

11 3/8" bi-hexAF sockets:
1/4-5/16-11/32-3/8-7/16-1/2-9/16-5/8-11/16-3/4-13/16

Accessories for 3/8" bits:
Quick release ratchet handle -38 teeth
250mm hinged handle
250mm extension
125m extension
75mm extension
3/8" Universal joint
350mm crankshaft

Number of pieces	Ref.
32	6868835



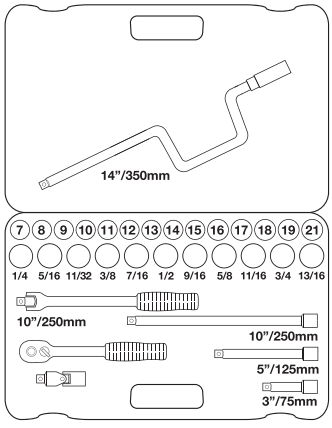

Roebuck



1/2" HEX SOCKETS METRIC

Standard: ISO 691/1711-1/1174-1/2725-1

½ socket, matt finish, hexagonal.

ISO 691 | ISO 1174-1 | ISO 1711-1 | ISO 2725-1

Size (mm)	Ref.
8	880333
10	865329
11	865330
12	865331
13	865332
14	865333
15	865334
16	865335
17	865336
18	865337
19	865338
20	865339
21	865340
22	865341
23	865342
24	865343
25	865344
26	865345
27	865346
28	865347
29	865348
30	865349
31	865350
32	865351

Roebuck



1/2" BI-HEX SOCKETS METRIC

Standard: DIN 3124

Chrome-vanadium steel.

Size (mm)	Ref.
8	4972217
10	4972218
11	4972219
12	4972220
13	4972221
14	4972222
15	4972223
16	4972224
17	4972225
18	4972226
19	4972227
20	4972228
21	4972229
22	4972230
23	4972231
24	4972232
25	4972238
26	4972233
27	4972234
28	4972235
30	4972236
32	4972237
34	5061276
36	5061277

1/2" DEEP HEX SOCKETS METRIC

Roebuck

Standards: NF ISO 2725-1-NF ISO 1711-1-NF ISO 1174-1

1/2" hex socket, matt finish



Size (mm)	Length (mm)	Ref.
12	77	880220
13	77	880221
14	77	880222
17	77	880223
19	77	880224
21	77	880225
22	77	880226
24	77	880227
27	77	880228
30	77	880229
32	77	880230

1/2" HEX SOCKETS AF

Roebuck

Chrome-vanadium steel.



Size (AF)	Ref.
3/8	6873092
7/16	6873093
1/2	6873094
9/16	6873095
19/32	6873096
5/8	6873097
21/32	6873098
11/16	6873099
3/4	6873100
25/32	6873101
13/16	6873102
7/8	6873103
15/16	6873104
31/32	6873105
1	6873106
1 - 1/16	6873107
1 - 1/8	6873108
1 - 3/16	6873109
1 - 1/4	6873110

Roebuck



11 PIECE 1/2" HEX BIT SOCKET SET

Standards: DIN3120 and ISO 1174

Chrome-vanadium steel socket.
Supplied in a moulded case.

Includes (mm): 4 - 5 - 6 - 7 - 8 - 9 - 10 - 12 - 14 - 17 - 19

Number of pieces	Ref.
11	7814350

Roebuck



1/2" HEX BIT SOCKET

Standards: ISO 1174-1, DIN 3120

Matt finish.

Size (mm)	Ref.
4	880318
5	880319
6	880320
7	880321
8	880322
10	880324
12	880325
14	880326
17	880327
19	880328

Roebuck



1/2" TORX BIT SOCKET

Standards: ISO 1174-1, DIN 3120

Matt finish.

Size (mm)	Ref.
T20	880302
T25	880303
T27	880304
T30	880305
T40	880306
T45	880307
T50	880308
T55	880309

Roebuck



1/2" HEX BIT SOCKET LONG SERIES

Standards: DIN3120 and ISO 1174

Chrome-vanadium steel socket.

Size (mm)	Working length (mm)	Total Length (mm)	Ref.
5	70	100	7842844
6	70	100	7842845
7	70	100	7842846
8	70	100	7842847
10	70	100	7842848
12	70	100	7842849

1/2" EXTENSION BAR

Standard: ISO 3316

Matt finish.

ISO 3316

Drive Square	Length (mm)	Ref.
1/2''	75	4972241
1/2''	125	865370
1/2''	250	865371

Roebuck



+ Enables work in deep spaces

UNIVERSAL SQUARE JOINT

Standard: ISO 3316/1174-1

Matt finish.

ISO 3316 ISO 1174-1

Drive Square	Ref.
1/2''	865366

Roebuck



+ Makes it possible to reach difficult-to-access nuts

1/2" SLIDING HANDLE

Standards: DIN 3120 / ISO 1174

Made from chrome vanadium steel.

Length (mm)	Ref.
295	4972239

Roebuck



1/2" SPEED BRACE

Standards: DIN 3120 / ISO 1174

Made from chrome vanadium steel.

Length (mm)	Ref.
295	4972240

Roebuck



1/2" ADAPTOR

Standards: DIN 3120 / ISO 1174

Made from chrome vanadium steel.

Size (inch)	Ref.
1/2 F x 3/8 M	4972247
1/2 F x 3/4 M	4972248

Roebuck



1/2" TO 3/4" COUPLER

Standard: ISO 1174

Body made of chrome vanadium steel.
Female square 1/4", male square 3/8".

ISO 1174

Length (mm)	Ref.
47	865422

Roebuck



Roebuck



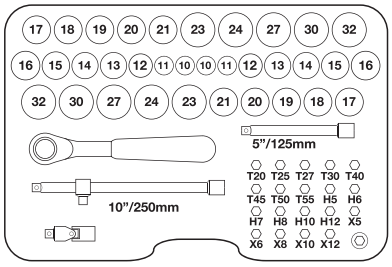



58 PIECE 1/2" METRIC UNISOCKET RATCHETING AND SOCKET SET

Complies with DIN, BS and ANSI standards

A unique socket set "Exclusive" only to Roebuck. A versatile tool set for all Engineers, Mechanics and MRO Maintenance Engineers.

Features:
17 Non Slip Sockets 10-32mm allowing you to work on fasteners up to 70% rounded off. It will also drive sockets 1mm smaller, for example a 19mm socket will drive an 18mm fastener.
17 Spherical Sockets 10-32mm, allowing you to work on 12 point, Spline, Square, 6 Point, Star Drive, and 6 point up to 50% rounded off.
Accessories include an Ergonomic 72 teeth quick release ratchet, extensions, Universal joint, Bit adapter and 19 bits.
All Sockets are manufactured from Chrome-Vanadium Steel, specially heat treated and finished in a highly polished mirror finish, and conform to DIN BS, and ANSI Standards.
All Sockets are colour ringed for easy identification between non slip and spherical types.

Full Set Content Listing:
1 X 1/2" Drive 90 Teeth Ergonomic Quick Release Ratchet Handle
1 X 1/2" Drive Extension Bar 125mm
1 X 1/2" Drive Extension T-Bar 250mm
17 x 1/2" Drive Spherical Sockets 10,11,12,13,14,15,16,17,18,19,20,21,23,24,27,30,32mm
17 x 1/2" Drive Non-Slip Sockets 10,11,12,13,14,15,16,17,18,19,20,21,23,24,27,30,32mm
1 x 1/2" Drive Universal Joint
1 x 1/2" Drive Bit Adaptor
8 Torx Bits 30mm long T20,T25,T27,T30,T40,T45,T50,T55
6 x Hex Bits 30mm Long 5,6,7,8,10,12mm
5 x XZN Bits 30mm Long 5,6,8,10,12mm

Number of pieces	Ref.
58	6868994

› SEE PAGE 515



10W rechargeable LED floodlight Ref. 867990

› SEE PAGE 513



Led head light HIGH MAX Ref. 867721

72 PIECE COMBINED UNIWRENCH, UNIRATCHET AND UNISOCKET CASED SET

Roebuck

Standard: DIN 3113

Contents:
Roebuck Uniwrench Metric Combination Spanners:8,10, 11, 12, 13, 14, 15, 16, 17,18,19mm
- Manufactured from Chrome Vanadium
- Conforms to DIN3113
- Unique open-end non slip patented design allows the user to easily remove damaged fasteners including up to 70% rounded off bolts and nuts.
- Spherical box end design will fit and open various kinds of nuts such as 6 point, 12 point, star, Square, and Torx.

Roebuck 4 in 1 Reversible Uni-Ratcheting Wrench:
- With a multi-patented multi-profile design unlike other normal standard ratcheting wrenches which offer two sizes only the 4 in 1 Uni-Ratcheting wrench covers 4 sizes.
- The 4 in 1 wrench will also fit and open various kinds of nuts such as 6 point, 12 point, star, Square, and Torx.
- The design of the wrench allows the user to easily remove damaged fasteners including up to 50% rounded off bolts and nuts.
- A low profile head makes this tool ideal for use and working in confined spaces.
- The precision 72 teeth ratcheting mechanism has a patented push button reverse for easy use.
- Each wrench has a vacuum heat treated surface offering excellent durability.
Three ratcheting wrenches covering the following sizes
8,10, 12,13mm
9,11, 15, 16mm
14, 17, 18,19mm

Roebuck 58 Piece ½" Drive Unisocket Set:
- Manufactured from Chrome Vanadium
- Special heat treatment provides a strong thin socket wall.
- Conforms to DIN, BS and ANSI Standards.
- Features 17 Non-Slip sockets covering sizes 10, 11,12, 13, 14,15,16,17,18,19,20,21,22, 24,27,30, 32mm which allow the user to loosen fasteners up to 50% rounded off
- The socket will also drive sockets 1mm smaller. For example a 19mm socket will drive a 18mm fastener.

Also features 17 Spherical sockets 10, 11,12, 13, 14,15,16,17,18,19,20,21,22, 24,27,30, 32mm which will fit and drive 6 point, 12 point, Square , Spline and Torx fasteners
- All sockets are colour ringed to for easy identification between non-slip and Spherical drive types
- Grey ring - Spherical drive sockets
- Black ring - Non-slip sockets
- Set also supplied with new ½" drive 90 teeth stylish and ergonomic quick release ratchet handle.

Also supplied in the set is a 125mm Extension Bar,250mm T-Bar Extension, Universal joint, Drive Bit Adaptor
- 8 pcs Torx Bits T20, 25, 27,30,40,45,50,55.
- 6 pcs Hex Bits 5, 6, 7, 8, 10, 12mm.
- 5 pcs XZN Bits 5, 6, 7, 8, 10, 12mm.
- Supplied in a strong durable ABS case (400 x 290 x 100mm) with an EVA foam inlay to keep all the Sockets, Socket Acessories and Bits Secure
Two colour foam allows easy identification of any missing parts.

Number of pieces	Ref.
72	7736030



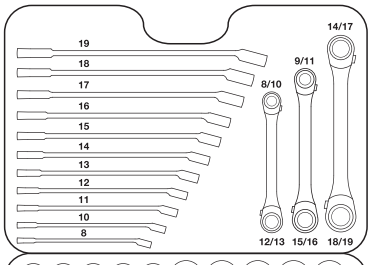

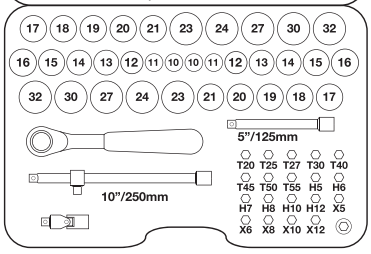



Roebuck



17 PIECE 1/2" BI-HEX METRIC RATCHET & SOCKET SET

Standards: DIN 3122 and 3123

Contents:

Chrome-vanadium steel.
Semi-satin finish, semi-polished.

13 1/2" 12 bi-hex sockets:
10-11-12-13-14-15-16-17-18-19-20-21-22mm

Accessories:
1/2" quick release ratchet handle - 40 teeth
125mm extension
250mm extension
1/2" adaptor

Number of pieces	Ref.
17	6868837

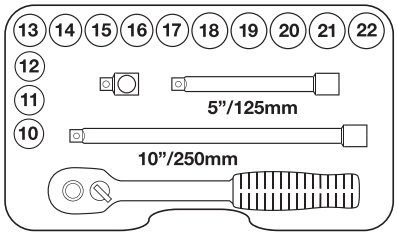



Roebuck



27 PIECE 1/2" BI-HEX METRIC RATCHETS & SOCKETS SET

Standards: DIN 3122 and 3123

Contents:

Chrome-vanadium steel.
Semi-satin finish, semi-polished.
12 sockets.

21 1/2" bi-hex sockets:
10-11-12-13-14-15-16-17-18-19-20-21-22-23-24-26-27-28-30-32-34mm

Accessories:
1/2" quick release ratchet handle - 40 teeth
125mm extension
250mm extension
425mm articulated handled
1/2" adapter
Universal joint

Number of pieces	Ref.
27	6868838

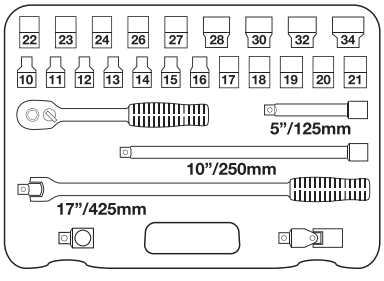



15 PIECE 1/2" BI-HEX AF RATCHET & SOCKET SET

Roebuck

Contents:

Chrome-vanadium steel.
Semi-satin finish, semi-polished.

11 1/2" bi-hex:
3/8-7/16-1/2-9/16-5/8-11/16-3/4-13/16-7/8-15/16-1 inch.

Accessories:
1/2" quick release ratchet handle - 40 teeth
125mm extension
250mm extension
1/2" adaptor

Number of pieces	Ref.
15	6868839



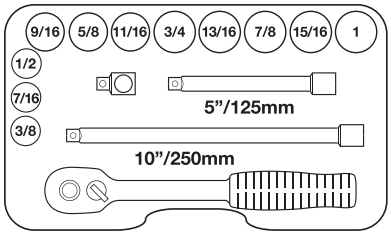

38 PIECE 1/2" BI-HEX METRIC AND AF RATCHET & SOCKET SET

Roebuck

Contents:

Chrome-vanadium steel.
Semi-satin finish, semi-polished.

17 1/2" bi-hex metric sockets:
10-11-12-13-14-15-16-17-19-21-22-23-24-27-28-30-32

14 1/2" bi-hex AF sockets:
3/8-7/16-1/2-9/16-5/8-11/16-3/4-13/16-7/8-15/16-1-1-1/16- 1-1/8-1-1/4

Accessories:
1/2" quick release ratchet handle - 40 teeth
75mm extension
125mm extension
250mm extension
375mm hinged handle
1/2" universal joint
412mm speed brace

Number of pieces	Ref.
38	6868836



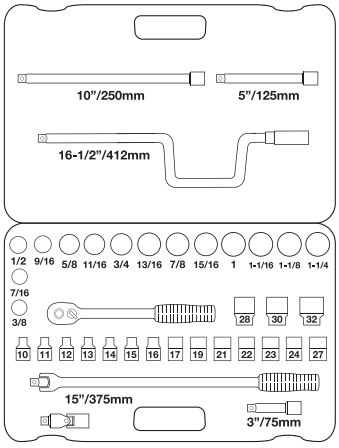

Roebuck





6 Point | 6 Point 50% | Star | Square | Spline | 12 Point

3/8" SPHERICAL SOCKETS METRIC

Chromium-molybdenum steel and specially heat-treated.
The spherical sockets enable the user to work on 12-point, spline, square, hexagonal, star-drive and even hexagonal nuts 50% rounded off nuts.
Matt satin finish.
Grey ring.
Conforms to DIN, BS and AINSI Standards.

Diameter (mm)	Ref.
8	6821706
9	6821707
10	6821708
11	6821709
12	6821710
13	6821711
14	6821712
15	6821713
16	6821714
17	6821715
18	6821716
19	6821717
20	6821718
21	6821719
22	6821720
23	6821721
24	6821722

Roebuck



3/8" NON-SLIP SOCKETS METRIC

Chromium-molybdenum steel subjected to heat treatment.
The unique non-slip design will not cause rounded corners and can be used to drive a nut 70% rounded off.
For the metric system, the socket can also be used with standard metric fasteners of 1 mm smaller. For example, the 19 mm socket can be used on an 18 mm fastener.
In terms of inches, the socket can also be used on standard metric fasteners of comparable size. For example, a 17mm socket can be used on a 11/16" fastener.
Matt satin finish.
Black ring.

Diameter (mm)	Ref.
8	6821689
9	6821690
10	6821691
11	6821692
12	6821693
13	6821694
14	6821695
15	6821696
16	6821697
17	6821698
18	6821699
19	6821700
20	6821701
21	6821702
22	6821703
23	6821704
24	6821705

1/2" SOCKET SPHERICAL SOCKETS METRIC

Roebuck

Molybdenum chromium steel, and subjected to heat treatment.
Spherical sockets enable the user to work on 12-point, spline, square, hex, star-drive and even 6 point 50% rounded off nuts.
Matt satin finish.
Grey ring.
Conforms to DIN, BS and ANSI Standards.





6 Point | 6 Point 50% | Star | Square | Spline | 12 Point

Diameter (mm)	Ref.
10	6821655
11	6821656
12	6821657
13	6821658
14	6821659
15	6821660
16	6821661
17	6821662
18	6821663
19	6821664
20	6821665
21	6821666
22	6821667
24	6821668
27	6821669
30	6821670
32	6821671

1/2" NON-SLIP SOCKETS METRIC

Roebuck

Made of chromium-molybdenum steel that has been specially heat treated.
The unique non-slip design will prevent rounding of corners and can be used to drive a NUT 70% rounded off.
For metric systems, the socket will also work with normal 1mm metric fasteners. For example, the 19 mm socket can be used for 18 mm fastener.
For the imperial system, the socket will also work with normal 1mm metric fasteners. For example, the 17 mm socket can be used for an 11/16" mm fastener.
Matt satin finish.
Black ring.



Diameter (mm)	Ref.
10	6821672
11	6821673
12	6821674
13	6821675
14	6821676
15	6821677
16	6821678
17	6821679
18	6821680
19	6821681
20	6821682
21	6821683
22	6821684
24	6821685
27	6821686
30	6821687
32	6821688

Roebuck



1/2" DRIVE STANDARD METRIC SOCKETS

Standards: DIN 3129 and DIN 3121

Chrome vanadium steel with preventive rust coating.

Size (mm)	Ref.
8	4981722
9	4981788
10	4981735
11	4981736
12	4981737
13	4981738
14	4981739
15	4981740
16	4981741
17	4981742
18	4981743
19	4981765
20	4981775
21	4981766
22	4981744
23	4981745
24	4981746
25	4981779
26	4981781
27	4981747
28	4981748
29	4981783
30	4981749
31	4981785
32	4981750

Roebuck



1/2" DRIVE DEEP METRIC SOCKETS

Standard: DIN 3129 and DIN 3121

Chrome vanadium steel with preventive rust coating.

Size (mm)	Ref.
8	4981786
9	4981787
10	4981751
11	4981769
12	4981752
13	4981767
14	4981770
15	4981771
16	4981772
17	4981753
18	4981773
19	4981754
20	4981774
21	4981776
22	4981768
23	4981777
24	4981755
25	4981778
26	4981780
27	4981756
28	4981757
29	4981782
30	4981758
31	4981784
32	4981759

1/2" EXTENSION FOR IMPACT SOCKETS

Roebuck

Chrome vanadium steel with preventive rust coating.

Length (mm)	Ref.
75	4981760
125	4981761
250	4981762



UNIVERSAL SQUARE DIAL 1/2" SHOCK

Roebuck

Locking with ball bearing.

Ref.
4981763



RING AND SAFETY PIN

Roebuck

For impact socket 1/2"

Ref.
4981764



15 PIECE 1/2" IMPACT SOCKET CASE

Roebuck

Standards: DIN 3129 and DIN 3121

Chrome vanadium steel with preventive rust coating.

Contents:

- 13 sockets 1/2" : Ø (mm) 10, 11, 12, 13, 14, 15, 16, 17, 18,19, 22, 24, 27
- 1 adaptor 1/2" x 3/8"
- 1 adaptor 3/8" x 1/2"

Number of pieces	Ref.
15	4972098



Roebuck



+ Supplied with calibration certificate

TORQUE WRENCH WITH FIXED RATCHET

Complies with ISO 6789/EN26789 standard

Accuracy +/-3%
Micrometer vernier wrench : full stop
Adjustable wrench with reversible driver square and integrated ratchet
Automatic reset
Scale in N-m and lbf-ft

2 YEAR WARRANTY

Torque Min/Max (Nm)	Drive Square (")	Length (mm)	Weight (g)	Ref.
5-25	1/4	285	400	853392
40-200	1/2	490	1150	853394
20-100	1/2	425	1000	853393







Roebuck



TORQUE WRENCH WITH FIXED RATCHET

Standard: ISO 6789:2017

Easy to use wrench, equipped with an adjustable vernier caliper.
Rapid, accurate adjustment.

Wrench ref. 8787571 comes with a 3/8" adaptor

Comes supplied in a sturdy storage case.

Torque Min/Max (N·m)	Square drive adapter (inch)	Length (mm)	Ref.
4-20	1/4	232	9231959
10-40	3/8	328	9231961
20-100	1/2	375	8787571
40-200	1/2	459	8787572
60-300	1/2	588	8787573

FEMALE HEX 1/4" TORQUE SCREWDRIVER

Roebuck

Standard ISO 6789: 2008

Accuracy is higher than the requirements for the standard. Easy adjustment of the clamping torque with an easy-to-read N·m scale. Ergonomic dual material handle design.

Torque range (N·m)	Precision	Length (mm)	Ref.
0,3 - 1,5	+/-4%	155	5049932
0,6 - 3	+/-4%	155	5049933
1,2 - 6	+/-4%	155	5049934



› SEE PAGE 830



Pneumatic tools range

Roebuck



+ Ideal for high torques

SLOT SCREWDRIVER

Standard: DIN 5265/DIN ISO 2380

Chrome-plated blades, brillant hardened steel tip for a perfect adhesion to the screw.
Ergonomic handle with flats.

Bi-material made of elastomer for comfort and polyamide for strength.
Curved body with well-designed grip for high tightening torques.
German made.

DIN 5265 DIN ISO 2380

Size (mm)	Length (mm)	Ref.
3	80	826606
3,5	100	826607
4	100	826608
5,5	125	826609
6,5	150	826462
8	175	826464
10	200	826465

Roebuck



+ Ideal for high torques

PHILLIPS SCREWDRIVER

Standard: ISO 8764

Chrome-plated blades, brillant hardened steel tip for a perfect adhesion to the screw.
Ergonomic handle with flats.
Bi-material made of elastomer for comfort and polyamide for strength.
Curved body with well-designed grip for high tightening torques.
German made.

ISO 8764

Size (mm)	Length (mm)	Ref.
PH.0	60	826447
PH.1	80	826448
PH.2	100	826449
PH.3	150	826450

Roebuck



+ Ideal for high torques

POZIDRIV SCREWDRIVER

Standard: ISO 8764

Chrome-plated blades, brillant hardened steel tip for a perfect adhesion to the screw.
Ergonomic handle with flats.
Bi-material made of elastomer for comfort and polyamide for strength.
Curved body with well-designed grip for high tightening torques.
German made.

ISO 8764

Size (mm)	Length (mm)	Ref.
PZ.1	80	826432
PZ.2	100	826433

SET OF 6 PHILLIPS AND SLOTTED SCREWDRIVERS

Roebuck



Standard: DIN 5265/DIN ISO 2380/ISO 8764

Chrome-plated blades, brillant hardened steel tip for a perfect adhesion to the screw.
Ergonomic handle with two-sided flats made of elastomer for comfort and polyamide for strength.
Curved body with well-designed grip for high tightening torques.
German made.
Contents:
- 4 screwdrivers Slot: 3.5x100 - 4x100 - 5.5x125 - 6.5x150
- 2 Phillips screwdrivers: PH 1x80, PH 2x100.

ISO 8764 | DIN 5265 | DIN ISO 2380

Number of pieces	Set contents	Ref.
6	Phillips® - Slot	826572

SET OF 6 POZIDRIV AND SLOTTED SCREWDRIVERS

Roebuck



Standard: DIN 5265 ISO 2380/ISO 8764

Chrome-plated blades, brillant hardened steel tip for a perfect adhesion to the screw.
Ergonomic handle with two-material flats made of elastomer for comfort and polyamide for strength. Curved body with well-designed grip for high tightening torques.
The set includes:
- 4 slotted screwdrivers: 3.5x100 - 4x100 - 5.5x125 - 6.5x150
- 2 Pozidriv screwdrivers: PZ 1x80 - PZ 2x100

ISO 8764 | DIN 5265 | DIN ISO 2380

Number of pieces	Set contents	Ref.
6	Pozidriv - Slot	826563

SET OF 5 SCREWDRIVERS HEXAGONAL BLADE SLOTTED AND PHILLIPS SCREWDRIVERS

Roebuck



Standard: DIN 5265/DIN ISO 2380/ISO 8764

Contents:
- 4 screwdrivers Slot: 3.5x75 - 4.5x90 - 5.5x100 - 6.5 x 125
- 1 Phillips screwdrivers: PH2 x100.

ISO 8764 | DIN 5265 | DIN ISO 2380

Number of pieces	Set contents	Ref.
5	Phillips® - Slot	845320

Roebuck



+ Ideal for high torques

TORX SCREWDRIVER

Chrome-plated blades, brillant hardened steel tip for a perfect adhesion to the screw.
Ergonomic handle with flats.
Bi-material made of elastomer for comfort and polyamide for strength.
Curved body with well-designed grip for high tightening torques.
German made.

Size (mm)	Length (mm)	Ref.
T 10	80	827098
T 15	80	827099
T 20	100	827100
T 25	100	827101
T 30	115	827102
T 40	130	827103

Roebuck



+ Ideal for high torques

SET OF 6 TORX SCREWDRIVERS

Chrome-plated blades, brillant hardened steel tip for a perfect adhesion to the screw.
Ergonomic handle with flats.
Bi-material made of elastomer for comfort and polyamide for strength.
Curved body with well-designed grip for high tightening torques.
Contents:

T 10x80 - T 15x80 - T 20x100
T 25x100 - T 30x115 - T 40x130
German made.

Number of pieces	Set contents	Ref.
6	Torx	827147

Roebuck



+ Ideal for inserting screws in difficult to access places

MAGNETISER - DEMAGNETISER

Magnetizer/demagnetizer block
Allows you to magnetize and demagnetize steel blades and tools.

Ref.
852034

RATCHET SCREWDRIVER 72-TEETH

Roebuck

- Supplied with 8 x 25 mm ends:
PZ1 - PZ2 - PH1 - PH2 - 4 mm slot - 6mm slot - 3 mm hex - 4 mm hex

- Handle length including directional control: 130 mm
- Blade length: 110 mm
- Total length: 240 mm



Ref.
6817719

MAGNETIC BIT SCREWDRIVER WITH 1/4" MAGAZINE

Roebuck

Standard: DIN 3126/ISO 1173

Ergonomic two-material handle with anti-slip protection.
Powerful permanent magnet. Chromed hex blade.
Contents: Form C 6.3, length 25 mm
-Slot 6.5
- Phillips PH1, PH2, PH3
- Pozidriv PZ2
- Torx T15, T20, T25

ISO 1173 DIN 3126



+ More than 8 screwdrivers in 1

Length (mm)	Ref.
125	825272

SCREWDRIVER WITH MAGNETIC BIT HOLDER 1/4"

Roebuck

Standard: DIN 3126/ISO 1173

Form C 6.3 hex Blade.
Ergonomic handle with anti-slip protection.
Powerful permanent magnet. German made.

ISO 1173 DIN 3126



Length (mm)	Ref.
125	828057

MAGNETIC BIT HOLDER 1/4"

Roebuck

Hex-out, hexagonal.



Length (mm)	Ref.
50	4972373
75	4971720

Roebuck



+ Ergonomic size-torque combination

STUBBY SLOTTED SCREWDRIVER

Standard: DIN 5265/DIN ISO 2380

Chrome Blade.
Brushed hardened steel tip for a perfect adhesion to the screw.
Short, ergonomic handle with anti-slip protection.

Head designed for high torques.
German made.

DIN 5265 | DIN ISO 2380

Size (mm)	Ref.
5.5x25	827137

Roebuck



+ Brushed hardened steel tip for a perfect adhesion to the screw
Excellent size-torque combination

STUBBY PHILLIPS SCREWDRIVER

Standard: ISO 8764/ISO 2380

Chrome Blade.
Short, ergonomic handle with anti-slip protection.
Head designed for high torques.
German made.

ISO 2380 | ISO 8764

Size (mm)	Ref.
PH 1x25	826502
PH 2x25	826503

Roebuck



+ The alternative to screwdriver clearance
6 short screwdrivers in 1

MAGNETIC BIT STUBBY SCREWDRIVER WITH 1/4" MAGAZINE

Standard: DIN 3126/ISO 1173

Shape D 6.3
Bit holder with STUBBY magazine, magnetic, 1/4"
Multi component ergonomic handle with anti-slip protection.
Stainless steel with strong permanent magnet.
Designed especially for work in narrow areas.
Contents: 6 LG 25 mm bits: Slotted 6.5, PH1, 2, 3, PZ2 and T15
German made.

ISO 1173 | DIN 3126

Number of pieces	Length (mm)	Ref.
6	65	840429

PRECISION SCREWDRIVER FOR SLOTTED SCREWS

Roebuck



Perfectly machined black tip. Tapered area for rapid use.
Superior quality and dual material grip technology for comfortable grip.
Suspension holes for workshop organisation. A rotary tip allows precise rotation in places of difficult access.



Size (mm)	Length (mm)	Ref.
1,2	40	5079126
1,8	60	5079127
2	60	5079128
2,5	80	5079129
3	80	5079130
3,5	80	5079131

PHILLIPS PRECISION SCREWDRIVER

Roebuck



Perfectly machined black tip. Tapered area for rapid use.
Superior quality and dual material grip technology for comfortable grip.
Suspension holes for workshop organisation. A rotary tip allows precise rotation in places of difficult access.



Length (mm)	Size (mm)	Ref.
60	PH0	5079134
60	PH00	5079133

PRECISION POZIDRIV SCREWDRIVER

Roebuck



Perfectly machined black tip. Tapered area for rapid use.
Superior quality and dual material grip technology for comfortable grip.
Suspension holes for workshop organisation. A rotary tip allows precise rotation in places of difficult access.



Size (mm)	Length (mm)	Ref.
PZ0	60	5079136
PZ1	80	5079137

PRECISION TORX SCREWDRIVER

Roebuck



Perfectly machined black tip. Tapered area for rapid use.
Superior quality and dual material grip technology for comfortable grip.
Suspension holes for workshop organisation. A rotary tip allows precise rotation in places of difficult access.



Length (mm)	Size (mm)	Ref.
40	T6	5079138
40	T7	5079139
40	T8	5079140
60	T9	5079141
60	T10	5079142

Roebuck



6 PIECES PRECISION SCREWDRIVERS

Perfectly machined black tip.
Tapered area for rapid use.
Superior quality and dual material grip technology for comfortable grip.
Suspension holes for workshop organisation.
A rotary tip allows precise rotation in places of difficult access.

Slotted
Contents: 1.2 x 40 mm, 1.5 X 40 mm, 1.8 x 60 mm, 2.0 x 60 mm, 2.5 X 80 mm, 3.0 X 80 mm

Slotted and Phillips
Contents: 1.5 x 40 mm, 2.0 X 60 mm, 2.5 X 80 mm, 3.0 X 80 mm, PH00 X 60 mm, PH0 X 60 mm

Slotted and Pozidriv
Contents: 1.5 x 40 mm, 2.0 X 60 mm, 2.5 X 80 mm, 3.0 X 80 mm, PZ00 x 60 mm, PZ0 x 60 mm

Torx
Contents: T5 X 40 mm, T6 X 40 mm, T7 x 40 mm, T8 X 40 mm, T9 X 60 mm, T10 X 60 mm



Set contents	Ref.
Slotted	5079145
Slotted and Phillips	5079143
Slotted and Pozidriv	5079144
Torx	5079146

Roebuck



9 PIECES PRECISION SCREWDRIVERS

Machined end piece with precision.
Ergonomic shape for optimal use and maximum comfort.
Suspension hole.
A rotary tip allows a precise rotation in places of difficult access.
Contents:
- 1.5 X 40 mm,
- 2.0 X 60 mm,
- 2.5 X 80 mm,
- 3.0 X 80 mm,
- 4.0 X 80 mm,
- PH00 X 60 mm,
- PH0 X 60 mm,
- PZ0 X 60 mm,
- PZ1 X 80 mm.



Number of pieces	Ref.
9	7849753

Roebuck



VOLTAGE DETECTOR SCREWDRIVER 220-250 V

Transparent with clip.
3 x 60 mm slotted blade. Total length: 134 mm

DIN VDE 0680-G



Size (mm)	Length (mm)	Ref.
3x60	134	826498

OUR VDE SCREWDRIVERS

What is VDE: VDE is a control and certification organisation recognised nationally and internationally.
Electrical appliances are evaluated by the organisation, for safety, electromagnetic compliance and other features.
VDE norm is a reference standard for electrical work (for electricians).

AC 1000V
IEC 60900:2004

VDE logo certifies the device's conformity with the organisation's requirements.

Double triangle + voltage range: Indicates that the given products are suitable for electrical work.

IEC : Electrical appliances bearing this logo have been awarded approval of the organisation, having passed the necessary testing and checks, which certifies their compliance with their safety and protection standards.

Safety notice:

• Use adequate personal protection equipment • Check your tools before using them. If you find any damage, replace them • Disconnect supply of power to those parts of the installation on which you will be working • Ensure power cannot be re-connected • Isolate and protect adjacent equipment from the work area

VDE INSULATED 1000V SLOTTED SCREWDRIVER

Roebuck

Standard: Din 7437 DIN 5264 ISO 2380 VDE and GS certified

For all electrical applications up to 1000 v AC
Hardened chromium vanadium molybdenum steel blade, black finish.
Multi component ergonomic handle with anti-slip protection.
German made.

AC 1000V
IEC 60900:2004



Size (mm)	Length (mm)	Ref.
2,5	75	880437
3	100	827106
3,5	100	880438
4	100	827107
5,5	125	827108
6,5	150	827109

+ Isolation directly moulded on blade
Excellent torque application

VDE INSULATED 1000V PHILLIPS SCREWDRIVER

Roebuck

Standard: DIN 7438 ISO 8764 VDE and GS certified

For all electrical applications up to 1000 v AC
Steel blade dipped in chromium vanadium molybdenum, black finish.
Multi component ergonomic handle with anti-slip protection.
German made.

AC 1000V
IEC 60900:2004



Size (mm)	Length (mm)	Ref.
PH 1	80	826505
PH 2	100	826506

+ Isolation directly moulded on blade
Excellent torque application

VDE INSULATED 1000V POZIDRIV SCREWDRIVER

Roebuck

Standards: DIN 7438 ISO 8764 VDE and GS certified

For all electrical applications up to 1000 Vac
Tempered chrome vanadium molybdenum steel blade, black finish.
Multi-component ergonomic handle with non-slip protection.
German manufacture

AC 1000V
IEC 60900:2004



Size (mm)	Length (mm)	Ref.
PZ.1	80	880443
PZ.2	100	880444

6 PIECE VDE INSULATED SCREWDRIVER 1000V SET

Roebuck

Standard: DIN 7437/DIN 5264/ISO 2380/DIN 7438/ISO 8764 Certified VDE and GS

Contents:
- 4 screwdrivers Slotted: 3 x 100 - 4 x 100 - 5.5 x 125 - 6.5 x 150
- 2 Phillips screwdrivers: PH 1 x 80, PH 2 x 100.

AC 1000V
IEC 60900:2004



Number of pieces	Contents	Ref.
6	Phillips® - Slot	826579

+ Isolation directly moulded on blade
Excellent torque application

Roebuck



1/4" HEX BIT

1/4" professional quality hex.



Size	Length (mm)	Ref.
2	25	5094141
2,5	25	5094142
3	25	5094143
4	25	5094144
5	25	5094145
6	25	5094146

Roebuck



1/4" PHILLIPS BIT

Ultra-resistant Phillips tip with twist-type round stem able to withstand exceptional load peaks.



Size	Length (mm)	Ref.
PH1	25	4971710
PH2	25	4971711
PH3	25	4971712

Roebuck



1/4" POZIDRIV BIT

High-strength Pozidriv tip with round twist-type stem to withstand exceptional peak loads.



Size	Length (mm)	Ref.
PZ1	25	4971706
PZ2	25	5094177
PZ3	25	5094178

Roebuck



1/4" TORX BIT

Hex 1/4" Torx extra durable professional quality range suitable for most Torx applications.



Size	Length (mm)	Ref.
T10	25	5094147
T15	25	5094148
T20	25	5094149
T25	25	5094150
T30	25	5094152
T40	25	5094153

1/4" TORX DRILLED BIT

Torx tip pierced extra resistant with safety cavity.



Size	Length (mm)	Ref.
TR10	25	4971713
TR15	25	4971714
TR20	25	4971715
TR25	25	4971716
TR27	25	4971717
TR30	25	4971718
TR40	25	4971719



Roebuck

1/4" PHILLIPS DIAMOND BIT

Diamond-coated non-slip bits.
The diamond coating prevents the bit from any slipping that could damage the screw head.



Size	Length (mm)	Ref.
PH2	25	5094166



Roebuck

1/4" POZIDRIV DIAMOND BIT

Diamond-coated non-slip bits.
The diamond coating prevents the bit from any slipping that could damage the screw head.



Size	Length (mm)	Ref.
PZ1	25	5094164
PZ2	25	5094165



Roebuck

1/4" QUICK CHANGE BIT HOLDER

Extra long, quick-change end holder for rapid replacement of screwdriver bits.

Length (mm)	Ref.
50	4971721



Roebuck

Roebuck



1/4" PHILLIPS LONG BIT

Extra-durable Phillips tip with round shank designed to withstand exceptional pressure points. Bit holder not required.



Size	Length (mm)	Ref.
PH2	50	5094140

Roebuck



1/4" PHILLIPS EXTRA LONG BIT

Extra durable/long Phillips screwdriver.



Size	Length (mm)	Ref.
PH2	89	4971729

Roebuck



1/4" LONG POZIDRIV BIT

Extra durable Pozidriv bit screwdriver.



Size	Length (mm)	Ref.
PZ1	50	4971707
PZ2	50	4971708
PZ3	50	4971709

Roebuck



1/4" POZIDRIV EXTRA-LONG BIT

Extra-durable Pozidriv tip screwdriver.



Size	Length (mm)	Ref.
PZ1	152	4971730
PZ2	70	4971723
PZ2	89	4971725
PZ2	152	4971731

1/4" PHILLIPS TORQUE BIT

Philips gold extra hard end with twist-type round stem. Designed for wood screws.



Size	Length (mm)	Ref.
PH1	25	5094158
PH2	25	5094159
PH3	25	5094160
PH1	50	5094161
PH2	50	5094162
PH3	50	5094163



Roebuck

1/4" POZIDRIV TORQUE BIT

Extra hard gold Pozidriv bits with round shank type twist. Designed for wood screws.



Size	Length (mm)	Ref.
PZ1	25	5094179
PZ2	25	5094154
PZ3	25	5094180
PZ1	50	5094155
PZ2	50	5094156
PZ3	50	5094157



Roebuck

1/4" HEX MAGNETIC SHORT STYLE - METRIC NUT SETTER

Roebuck nut setter with powerful magnet.



Size (mm)	Length (mm)	Ref.
6	50	4972374
7	50	4971733
8	50	4971734
10	50	4971736



Roebuck

1/4" HEX MAGNETIC SHORT STYLE - IMPERIAL NUT SETTER

Roebuck nut setter with powerful magnet.



Size (inch)	Length (mm)	Ref.
5/16	45	5094167
3/8	45	5094168



Roebuck

Roebuck



+ German made.

BOX OF 10 BITS PH / PZ / TORX

For all common screw connections.
Contents: PH1 - PH2 - PH3 - PZ1 - PZ2 - PZ3 - T15 - T20 - T25 - T30 - universal bit-holder 1/4x58

Strong box, bi-material for a comfortable grip, resistant to shocks

New swivelling action for easy opening system. Quick and easy access to the fittings housed in their retaining bar.

Number of pieces	Ref.
10	867988

Roebuck



+ German made.

BOX OF 10 TORX BITS

For routine uses.
Contents: T10 - 2xT15 - 2xT20 - 2xT25 - 2xT30 - T40 -universal bit-holder 1/4x58

Strong box, bi-material for a comfortable grip, resistant to shocks

New swivelling action for easy opening system. Quick and easy access to the fittings housed in their retaining bar.

Number of pieces	Ref.
10	867986

Roebuck



BOX OF 30 SCREWDRIVER BITS AND 1 BIT HOLDER

Standard: ISO 1173/ISO 2351-3/DIN 3126/DIN 3127-1

Contents: 1 bit holder; 30 ¼'' bits;
5 Bits Slot: 3.5 - 4.5 - 5.5 - 6.5 - 8;
10 Torx® bits: 7 - 8 - 9 - 10 - 15 - 20 - 25 - 27 - 30 - 40;
4 Phillips bits: N° 0-1-2-3;
4 Pozidriv bits: N° 0-1-2-3;
7 hex bits: 2 - 3 - 4 - 5 - 6 - 7 - 8.

Number of pieces	Ref.
30	787669

Roebuck



BOX OF 30 SCREWDRIVER BITS + 6 HEX/PH/PZ/ TORX BIT HOLDER

Standard: ISO 3126/ISO 1173

Form C 6.3 - length 25 mm
Contents: 2xPH1 - 4xPH2 - 2xPH3 - 2xPZ1 - 4xPZ2 - 2xPZ3 ; 1xT6 - 1xT7 - 1xT8 - 1xT9 - 1xT10 - 1xT15
- 1xT20 - 1xT25 - 1xT27 - 1xT30 - 1xT40 ; 1x4,0 - 1x5,0 - 1x6,0 (hex); 1 ¼ '' Magnetic tip holder.

Number of pieces	Ref.
31	826743

CASE OF 6 EXTRA-HARD 1/4" POZIDRIV BITS AND 1 BIT HOLDER

Roebuck



Roebuck Extra Hard Bit Set.
Contents:
- 1 quick-release end holder
- 2 1/4" PZ1x25mm Pozidriv bits
- 3 1/4" PZ2x25mm Pozidriv bits
- 1 1/4" PZ3x25mm Pozidriv bits

Number of pieces	Ref.
7	5103037

CASE WITH 9 1/4" POZIDRIV DIAMOND BITS AND 1 END HOLDER

Roebuck



Roebuck diamond bit set, consisting of 9 diamond-coated 25 mm screwdriver bits and a quick-release bit holder.
The diamond coating grips the screw and reduces the risk of "skidding" when the tip of the screwdriver is placed in the screw head.
This significantly extends the life of the screwdriver bit.

Contents:
- 1 quick-release end holder
- 2 1/4" PZ1 x 25 Pozidriv bits
- 5 1/4" PZ2 x 25 Pozidriv bits
- 2 1/4" PZ3 x 25 Pozidriv bits

Number of pieces	Ref.
10	5103036

CASE OF 100 1/4" SCREWDRIVER BITS

Roebuck



Manufactured from high grade S2.
Chrome vanadium steel, hardened and heat-treated for maximum resistance and longer life.
The set contains 6 different types of bits and a standard end holder, as well as a quick-change end holder.
Supplied in a thermoformed plastic case.
Contents:
15 Bits for slotted screws: 0.8 x 4.0 (x4), 1.2 x 6.5 (x4)
1.2 x 8.0 (x3), 4.0 x 5.5 (x4)
15 x Phillips bits: PH1 (x3), PH2 (x10), PH3 (x3)
15 x Pozidriv bits: PZ1 (x3), PZ2 (x10), PZ3 (x2)
30 x Torx bits: (x5) T10, T15, T20, T25, T30, T40
15 x Torx drilled bits: (x3) TR10, TR15, TR20, TR25, TR30
10 x Hex bits: (x2) H2, H3, H4, H5, H6
1 x Quick end holder
1 x Universal end holder

Number of pieces	Ref.
100	3950809

This is what makes it different **from others**

SET OF ROEBUCK WATERPUMP PLIERS

ROEBUCK proposes a full range of waterpump pliers, safe, comfortable and easy to use.

With 30 adjustment points, our pliers can achieve the maximum opening of 70 mm.



How should you **choose ?**

HOW SHOULD YOU CHOOSE YOUR WATERPUMP PLIERS:

Slip joint or box joint?

Being thinner, slip joint pliers are better for grabbing items in confined spaces.



Slip joint

Box joint pliers offer better stability of the 2 jaws, when in use.



Box joint

The ROEBUCK range distinguishes between two types of jaws:

- PVC
- Bi-material: combining the ease of use with ergonomic design



Max opening of our pliers : 70 mm.

ADJUSTABLE PLIER WITH «SO EASY» SYSTEM

Roebuck

Standard: DIN ISO 8976

Chrome vanadium steel.
Use as the second wrench to tighten the nuts.
Firm grip of all nuts.
Its three-sided grip also makes it possible to grip damaged, rusty and rounded nuts.
Quick adjustment wrench by rack sliding.
Self-Locking key, avoids slipping on the workpiece.
13-position key.
German made.

DIN ISO 8976







Size (mm)	Weight (g)	Clamping capacity (mm)	Ref.
260	330	10 to 36	840481

\+ No clearance, avoids slippage or of rounding off the edges

SLIP JOINT PLIERS

Roebuck

Standard: DIN ISO 8976

Adjustable pliers for holding tubes, nuts and bolts.
6 positions. Anti-pinching system.
German manufacture.



Size (mm)	Opening capacity (mm)	Adjustment positions	Ref.
240	55	6	4971948

GROOVE JOINT WATERPUMP

Roebuck

Standard: ISO 8976

Large opening capacity: 60 mm-8 positions.
Finish: phosphate.
Dual-material handle.

ISO 8976



Size (mm)	Capacity opening (mm)	Setting Position (num.)	Ref.
250	60	8	827954

\+ This ROEBUCK wrench features an opening capacity 30% larger than tongue and groove pliers on the market

Roebuck



GROOVE JOINT ADJUSTABLE WATERPUMP PLIER, SHEATHED

Standard: ISO 8976

PVC coated handles, 8 positions. Capacity 60 mm.

ISO 8976

Length (mm)	Capacity opening (mm):	Setting Position (nbr)	Ref.
250	60	8	787552

+ This ROEBUCK wrench has a 60 mm opening capacity

Roebuck



"SO EASY" MULTI-PURPOSEWATERPUMP PLIERS

Chrome vanadium steel. Jaw teeth 56 HRC
Clamp with a quick and direct adjustment system on the workpiece thanks to the sliding handles.
30% higher opening capacity.
Self-Locking pliers, avoids slipping on the workpiece.
Anti-pinching system.
German made.

Length (mm)	Opening capacity (mm)	Setting Position (nbr)	Weight (g)	Ref.
180	42	18	180	865236
250	50	25	335	865237
300	70	30	545	865238

This is what makes it different **from others**

ROEBUCK NEW GENERATION, "SO EASY" PLIERS RANGE



GROOVE JOINT WATERPUMP PLIERS

Standard: DIN ISO 8976

Durable box-joint hinge for long-term reliability and firm grip, with laminations tempered by induction.
Automatic locking on hoses and nuts for safe, effort-free work.
Sturdy design.
Resistant chrome vanadium steel.
Polished surface.

Length (mm)	Ref.
250	880592



WATERPUMP PLIER BOX JOINT

Standard: ISO 8976

Durable box-joint hinge for long-term reliability and firm grip, with laminations hardened by induction. Automatic locking on hoses and nuts for safe, effort-free work Robust Design. Resistant chrome vanadium steel. Dirt resistant - ideal in an industrial environment Polished surface.

Length (mm)	Ref.
350	5073382



WATERPUMP PLIER BOX JOINT

Standard: DIN ISO 8976

Durable box-joint hinge for long-term reliability and firm grip, with laminations hardened by induction. Automatic locking on hoses and nuts for safe, effort-free work Robust Design. Resistant chrome vanadium steel. Dirt resistant - ideal in an industrial environment Polished surface.

Length (mm)	Ref.
170	5073383
250	5073384
300	5073385



GROOVE JOINT WATERPUMP PLIERS

Standard: DIN ISO 8976

Pliers for water pump with fluted joint, used for gripping tubes, nuts, bolts etc.
Fully hardened and tempered jaws.
Fitted with soft dual density handles for extra comfort.

Length (mm)	Ref.
250	4971962



Roebuck



WATERPUMP PLIER GROOVE JOINT

Standard: DIN ISO 8976

Polished surface, PVC dip-coated handles.

Length (mm)	Ref.
160	6836165
250	5073378
315	5073379

Roebuck



WATERPUMP PLIER

Standard: ISO 8976

Large opening capacity: 60 mm-8 positions.
Built-in push button. The push button prevents accidental change.
Anti finger gripper device. Finish: phosphate.

ISO 8976

Length (mm)	Capacity opening (mm)	Setting Position (nbr)	Ref.
250	60	8	827943

+ This ROEBUCK wrench features an opening capacity 35% larger than tongue and groove pliers on the market

Roebuck



WATERPUMP PLIER

Standard: ISO 8976

Large opening capacity: 60 mm-8 positions.
Quick adjustment by push button.
The push button prevents accidental change.
Anti pinching device. Finish: burnished. PVC-sheathed Branches.

ISO 8976

Length (mm)	Opening capacity (mm)	Setting Position (nbr)	Ref.
250	60	8	827948

+ This ROEBUCK wrench features an opening capacity 35% larger than tongue and groove pliers on the market

VDE WATERPUMP PLIER BOX JOINT

Roebuck

Standard: DIN ISO 8976/EN and IEC 60900 : 2004 certified VDE and GS

Chrome vanadium steel.
Finish: Chrome plated.
7 adjustment positions.
Parallel opening capacity: 38 mm
German made.

DIN ISO 8976/EN | IEC 60900: 2004

Length (mm)	Weight (g)	Opening capacity (mm)	Ref.
250	350	38	6836160



+ Self-Locking pliers, avoids slipping on the work piece.

VDE WATERPUMP PLIER WITH BUTTON

Roebuck

Standard: DIN ISO 8976 certified VDE and GS

Quickly-adjustable ratchet mechanism to adjust the size of the piece to be worked on without even needing to press a button.
Durable box-joint hinge for long-term reliability.
Induction-tempered teeth.
Automatic locking on hoses and nuts for safe, effort-free work.
Slim, robust design. Resistant chrome vanadium steel.
Chrome finish.

Length (mm)	Ref.
250	880594



4 PIECES VDE PLIER SET

Roebuck

Standards: DIN ISO 5749/EN and IEC 60900:2004 certified VDE and GS

Chrome finish.

Contents:
180mm combination pliers
160mm side cutting pliers
200mm curved snipe-nose pliers
160mm wire stripping pliers

Number of pieces	Ref.
4	5074206



This is what makes it different **from others**



Rigid carry box with belt clip

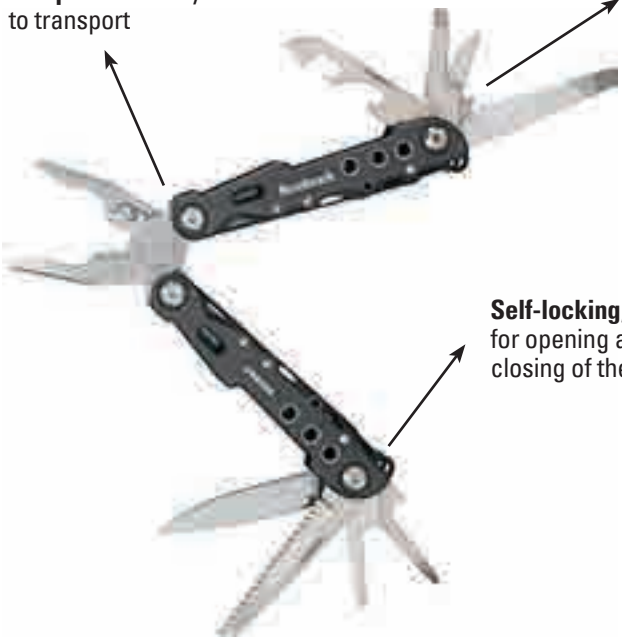

Roebuck



MULTI-PURPOSE PLIERS

Multipurpose pliers 9 tools in 1.
Ideal in all circumstances, easy to carry.
-1 Universal Clamp
-1 Knife blade
-1 File
-1 Saw Blade
-3 Screwdrivers (2 slotted and 1 Pozidriv)
-1 Box opener
-1 Punch
Rigid case with snap closure.
Belt loop.







Open Length (mm)	Length closed (mm)	Closed width (mm)	Ref.
165	105	45	860556

Roebuck



WIRE STRIPPER

Standard: DIN ISO 5743

Fully tempered chromium vanadium steel.
Adjustment screw, opening spring for a good grip of the pliers effortlessly.
Simple stripping of wires and cables up to a diameter of 5 mm and 10 mm in cross-section.
Hardness: 45HRC

DIN ISO 5743

Length (mm)	Ø Wire (mm)	Weight (g)	Ref.
160	5 to 10	125	847023

UNIVERSAL PLIER

Standard: DIN ISO 5746

Fully tempered chromium vanadium steel.
Polished finish.
Hardness: 63HRC.
General purpose pliers for gripping and cutting wires, flexible and hard cables. Cutting capacity up to 4 mm.

DIN ISO 5746

Length (mm)	Length of nose (mm)	Ref.
160	44,5	847013
180	47,5	847014
200	53	847015



VDE COMBINATION PLIER WITH CUTTER

Standards: DIN ISO 5746, IEC 60900:2004 VDE and GS certification

Cutting capacity of up to 2.8mm (medium wires).
Chrome finish.
German manufacture.
1000V VDE Approved.

Length (mm)	Ref.
160	5073392
180	5073393
200	5073394



COMBINATION PLIER

Standard: ISO 5742/DIN 5233

All models are polished at the head and joint.
Multipurpose pliers, suitable for cutting medium to hard wire.
Serrated jaws for holding nuts, bolts, pins and pipes.
Non-slip PVC handles.

Length (mm)	Ref.
160	4971940
180	4971941
200	4971942



ROUND NOSE PLIER

Standard: DIN ISO 5745

Polished surface, PVC dip-coated handles.

Length (mm)	Ref.
140	5073359
160	4971947



Roebuck



FLAT NOSE PLIER

Full vanadium chromed steel.
Polished finish.
Hardness: 63HRC
For gripping and bending wire and metal parts at right angles.

Length (mm)	Weight (g)	Ref.
160	120	880503

Roebuck



FLAT NOSE PLIER

Standards: ISO 5742/DIN 5233

All models are polished at the head and joint.
For holding thin metal sheets.
Non-slip PVC handles.

Length (mm)	Ref.
140	4971944
160	4971945

Roebuck



RADIO/TELEPHONE PLIER WITH CUTTER STRAIGHT

Standard: DIN ISO 5745

Polished surface, PVC dip-coated handles.

Length (mm)	Ref.
160	5073361
200	4971943

Roebuck



SNIPE NOSE PLIER

Standard: DIN ISO 5745

Fully tempered chromium vanadium steel
Polished finish
Hardness: 63HRC
For right-angle picking and bending of wires and metal parts.
Cutting capacity up to 2 mm steel.

DIN ISO 5745

Length (mm)	Weight (g)	Ref.
160	120	847017
200	165	847018

MULTI-PURPOSE HALF ROUND PLIER WITH CUTTER

Roebuck



Standard: DIN ISO 5745

Polished surface, PVC dip-coated handles.
Semi-round serrated, thin, straight, long, specially profiled jaws.
Regular grooved profile and 4-point tube press grip.
Advantage: Extraction of round parts and handling of fragile parts (copper tubes, wires, cables).

Length (mm)	Ref.
200	6836162

BENT NOSE PLIER

Roebuck



Standard: DIN ISO 5745

Fully tempered chromium vanadium steel.
Curved head shape at 40°.
Polished finish.
Hardness: 63HRC.
For right-angle picking and bending of wires and metal parts.
Cutting capacity up to 2 mm steel.

DIN ISO 5745

Length (mm)	Weight (g)	Ref.
160	120	847020
200	165	847021

RADIO/TELEPHONE PLIER WITH CUTTER, BENT NOSE, 45°

Roebuck



Standard: DIN ISO 5745

Angled at 45°.
Polished surface, PVC dip-coated handles.
With cable cutter. Angled jaws 45°.

Length (mm)	Ref.
160	5073360
200	4971946

Roebuck



VDE FLAT NOSE PLIER

Standards: DIN ISO 5745 and IEC 60900:2004 certified VDE and GS

Chrome finish.
German manufacture.
1000V VDE Approved.

Length (mm)	Ref.
160	7747321

Roebuck



VDE COMBINATION PLIER WITH CUTTER

Standards: DIN ISO 5746, IEC 60900:2004 VDE and GS certification

Cutting capacity of up to 2.8mm (medium wires).
Chrome finish.
German manufacture.
1000V VDE Approved.

Length (mm)	Ref.
160	5073392
180	5073393
200	5073394

Roebuck



VDE RADIO/TELEPHONE PLIER WITH STRAIGHT CUTTER

Standards: DIN ISO 5745, IEC 60900:2004 VDE and GS certified

Cutting capacity cables / steel wire: 1.8 mm.
Chrome finish.
German manufacture.
1000V VDE Approved.

Length (mm)	Ref.
160	5073395
200	5073396

Roebuck



VDE RADIO/TELEPHONE PLIER WITH BENT NOSE, 45°

Standards: DIN ISO 5745, IEC 60900:2004 VDE and GS certified

Angled at 40°.
Cutting capacity cables / steel wire: 1.8 mm.
Chrome finish.
German manufacture.
1000V VDE Approved.

Length (mm)	Ref.
200	5073397

VDE ELECTRICIAN'S DIAGONAL CUTTER WITH WIRE STRIPPING

Roebuck



Standards: DIN ISO 5743, IEC 60900:2004 VDE and GS certified

Multifunctional tool for electrical installation and wiring.
Precision cutting edge for stripping conductive 1.5 and 2.5 mm² wires and cutting ranging from soft copper wires to steel cables.
Chrome finish.
German manufacture.
1000V VDE Approved.

Length (mm)	Ref.
160	5074201

VDE CABLE SHEAR, INTEGRATED SPRING & SAFETY CATCH

Roebuck



Standards: DIN ISO 5745, IEC 60900:2004 VDE and GS certified

Ergonomic design with powerful articulation.
Fine cutting edge for clean, regular cutting of copper and aluminium cables.
Not suitable for hard copper conductors or steel wires.
Precision bolted rectified re-adjustable gasket.
Can be used with one hand with spring and integrated safety device.
Chrome finish.
German manufacture.
1000V VDE Approved.

Length (mm)	Ref.
180	5074202
220	5074203

VDE MULTI-PURPOSE PLIER

Roebuck



Standards: DIN ISO 5745, IEC 60900: 2004 VDE and GS certification

Half-round, fine, straight and long serrated jaws with cutting edge.
Advantage: Stripping and crimping of the terminals (1.5 and 2.5 mm²).
Multi-function for precision work and electrical installation in workshop and factory.
Chrome finish.
German manufacture.
1000V VDE Approved.

Length (mm)	Ref.
160	5074204

VDE WIRE STRIPPING PLIER

Roebuck



Standards: DIN ISO 5743, IEC 60900:2004 VDE and GS certified

Chrome finish.
German manufacture.
1000V VDE Approved.

Length (mm)	Ø wires (mm/mm²)	Ref.
160	5/10	5074205

This is what makes it different **from others**

CONDITIONS OF THE CUT ROEBUCK CUTTERS

In order to evaluate the cutting power of our pliers one must take into account the type of wire as well as its resistance to traction in N/mm² of each type of wire.

Soft wire:	(copper, aluminium)	220-250 N/mm²
Medium wire:	(nails, iron brads)	750-800 N/mm²
Hard wire:	(steel cable, steel probe pins)	1600-1800 N/mm²
Wire referred to as «piano wire»:		2 200-2 300 N/mm²

The values provided, indicating the cutting power are expressed in Ø maximum (mm) of the cut.

			Maximum cutting capacity in Ø (mm)			
			Soft wire	Medium wire	Hard wire	Wire referred to as «piano wire»:
Diagonal cutter pliers	847004 847005 847006		4,0 4,0 4,0	2,5 2,8 3,0	1,8 2,0 2,5	- - -
High capacity diagonal cutter pliers	847008		-	4.2	3	2.5
Insulated diagonal cutter pliers	5073398		4	2.8	2.8	-
End type cutter pliers	847010 847011		4,0 4,0	3,5 4,0	2,5 3	2,0 2,2
ERGOTECH cutter pliers	840524		4.2	3.8	2.7	2.3
ERGOMAXX cutter pliers	840526		4	3.5	2.5	2
Diagonal cutter pliers	5073364 5073365 5073366 5073367 5073368			22.3 2.5 2.8 3.8 4.2	1.5 1.8 2 2.7 3	2.2 2.5
Insulated large capacity cutters pliers	6836159 5073399 5073400			2,7 2,8 4,2	2,5 2,7 3	2 2,2 2,5

DIAGONAL CUTTING PLIER

Standard: DIN ISO 5749

Fully tempered chromium vanadium steel.
Induction treated cutters.
Polished finish.
Hardness: 63HRC.
Application for flexible to hard wires.

DIN ISO 5749



+ Exclusive ergonomic sleeve

Length (mm)	Length of nose (mm)	Cutting capacity Flexible wires 220-250 N/mm²	Cutting capacity Medium wires 750-800 N/mm²	Hard wire cutting capacity 1.600-1.800 N/mm²	Weight (g)	Ref.
140	28,5	4	2,5	1,8	130	847004
160	30,5	4	2,8	2	170	847005
180	34	4	3	2,5	220	847006

HIGH CAPACITY DIAGONAL CUTTING PLIERS

Standard: DIN ISO 5749

Fully tempered chromium vanadium steel.
Induction treated cutters.
Polished finish.
Hardness: 64HRC.
Application for medium to very hard medium strings (piano string type).

DIN ISO 5749



Length (mm)	Length of nose (mm)	Cutting capacity Medium wires 750-800 N/mm²	Hard wire cutting capacity 1.600-1.800 N/mm²	Ability to cut piano wire 2.200-2.300 N/mm²	Weight (g)	Ref.
200	34	4,2	3	2,5	275	847008

DIAGONAL CUTTING PLIER

Standard: DIN ISO 5749

Polished surface, PVC dip-coated handles.

Length (mm)	Cutting capacity hard wires 1,600-1,800 N/mm²	Cutting capacity medium wires 750-800 N/mm²	Ref.
125	1,5	2,3	5073364
140	1,8	2,5	5073365
160	2	2,8	5073366
180	2,7	3,8	5073367
200	3	4,2	5073368



Roebuck



ERGOTECH 25° DIAGONAL CUTTING PLIER

Standard: DIN ISO 5749

Steel C 60
Pliers increase the force of pressure.
Optimised power Transmission.
Induction treated 60 HRC cutting edges.
-Max diameter piano rope: 2.3
-Max diameter steel cable: 2.7
-Max diameter nail, studs: 3.8
German made.

Length (mm)	Ref.
180	840524

\+ Its offset head keeps wrist in line with forearm to avoid MSDs*

Roebuck



CUTTING PLIERS END

Standard: DIN ISO 5748

For hardened steel cable (piano wire) polished surface, handles covered with vinyl by tempering.

Length (mm)	Cutting capacity medium wires 750-800 N/mm²	Cutting capacity hard wires 1,600-1,800 N/mm²	Ability to cut piano wire 2,200-2,300 N/mm²	Ref.
160	3.5	2.5	2.2	5073376
200	4.2	3	2.5	5073377

Roebuck



END CUTTING PLIERS

Standard: DIN ISO 5748

Fully tempered chromium vanadium steel
Induction treated cutters
Polished finish
Hardness: 63HRC
Application for flexible to very hard wires (piano type).

DIN ISO 5748

Length (mm)	Length of nose (mm)	Cutting capacity Flexible wires 220-250 N/mm²	Cutting capacity Medium wires 750-800 N/mm²	Hard wire cutting capacity 1.600-1.800 N/mm²	Ability to cut piano wire 2.200-2.300 N/mm²	Weight (g)	Ref.
160	14.9	4	3.5	2.5	2	180	847010
200	18.3	4	4	3	2.2	220	847011

› SEE PAGE 568



Tool module pliers 2 Ref. 880757

VDE DIAGONAL CUTTER FOR MEDIUM HARD WIRE

Roebuck

Standards: DIN ISO 5749, IEC 60900:2004 VDE and GS certified

Maximum diameter of cutting medium to hard wires: 2.8mm
Chrome finish.
German manufacture.
1000V VDE Approved.



Length (mm)	Cutting capacity medium wires 750-800 N/mm²	Cutting capacity hard wires 1,600-1,800 N/mm²	Ref.
160	2,8	2,5	5073398

VDE HEAVY DUTY DIAGONAL CUTTER

Roebuck

Standards: DIN ISO 5749, IEC 60900:2004 VDE and GS certified

For piano wires and soft cables.
Optimized hinge power for cutting force reduced by 20% and precision cutting edges for strong and durable use.
Chrome finish.
German manufacture.
1000V VDE Approved.



Length (mm)	Cutting capacity medium wires 750-800 N/mm²	Cutting capacity hard wires 1,600-1,800 N/mm²	Ability to cut piano wire 2,200-2,300 N/mm²	Ref.
160	3,5	2,5	2	6836159
180	3,8	3,8	2,7	5073399
200	4,2	4,2	2,5	5073400

VDE INSULATED 1000V MULTI PURPOSE CUTTING PLIERS 25°

Roebuck

Standards: DIN ISO 5746/EN and IEC 60900 : 2004 VDE et GS certified

Pliers increase the force of pressure.
Optimized power Transmission.
Induction treated 60 HRC cutting edges.
6-Function Pliers:
-Cutting pliers up to 2.0 (piano string).
-Stripping pliers of 1.5 and 2.5 mm²
-Crimping pliers for the 1.5 and 2.5 mm² bits
-Pliers to cut the threaded screws of 3.5 and 4 mm
-Cable pull and loop clamp 4.5 and 6 mm
-Fine-nose pliers for precision cutting at the front.
-Finish: Chrome plated.
German made.
1000V VDE Approved.







\+ Optimized power transmission.

Length (mm)	Ref.
180	840526

Roebuck



END CUTTING NIPPERS

Standard: ISO 9242

For the cutting of hard steel wire. Black lacquered finish-polished head.
Induction processing of cutters.

ISO 9242

Length (mm)	Length of noses (mm)	Ref.
225	23	787546
250	24	787547
280	36	787653

Roebuck



END CUTTING NIPPERS

Standard: ISO 9242

For the cutting of hard steel wires. Hardened steel, black lacquered finish.
Hardening of the cutters by induction. 62HRC Hardness
Branches with anti-slip sheathing.
Cutting capacity medium/hard wires: from 2 to 3.8 mm.

ISO 9242

Length (mm)	Length of noses (mm)	Ref.
220	25,6	847761
250	28,2	847762
280	31,2	847763

Roebuck



CARPENTER'S TONGS

Standard: DIN ISO 9243

Polished surface, PVC dip-coated handles.
Treatment of sharp edges by induction, wear-resistant cutting edge.
Wide head for easier removal of nails.

Length (mm)	Ref.
200	5073369
220	5073370
250	5073371

FENCING TOOL

Roebuck

Standard: DIN ISO 5743

To pull and cut cables, hammer, pinch, remove nails and staples.
Polished surface, PVC dip-coated handles.

Length (mm)	Ref.
265	5073386



CRIMPING PLIER

Roebuck

Standard: DIN ISO 5743

For crimping cable ends / lugs from 0.25 to 16 mm².
Half-round matrices for reliable crimping of the terminal with the conductor.
Polished surface, PVC dip-coated handles.

Length (mm)	Ref.
140	6836163
180	6836164



RIVETING PLIER

Roebuck

Hand grip with opening spring for aluminum/steel rivets
Retaining ring in the closed position.
Riveting capacity: Aluminum diameter 2.4 to 5 mm

Ref.
855260



RIVETING PLIERS + SET

Roebuck

Set including:
-1 riveting pliers aluminum/steel.
- 200 aluminum/Steel.
- Rivets: 2.4x5.5 - 3.2x6 - 4x6 - 4.8x6.

Name	Ref.
Set	862417



Roebuck



BOLT CUTTER

Standard: DIN ISO 5743

Precision milled and hardened HRC 44+ blades, approx. hardness 60 HRC.
Quick, easy adjustment due to a double-cam mechanism.

Dimensions (mm)	Cutting capacity 19 HRC - (77kg/mm²)	Cutting capacity 40 HRC - (125kg/mm²)	Cutting capacity 44 HRC - (140kg/mm²)	Ref.
460	8	7	5	5074207
620	9	8	7	5074208
780	11	9	8	5074209
900	13	11	9	5074210

Roebuck



BOLT CUTTERS JAWS

Oil the sliding parts regularly.

Dimensions (mm)	Ref.
460	840488
620	840489
780	845362
900	845363

Roebuck



CONCRETE MESH CUTTER

Standard: DIN ISO 5743

90° cutting head.
Quick, easy adjustment due to a double-cam mechanism.

Length (mm)	Cutting capacity 19 HRC - (77kg/mm²)	Cutting capacity 40 HRC - (125kg/mm²)	Ref.
790	9	1x8 , 2x6,5	5074211
900	11	1x9, 2x8	5074212

Roebuck



ERGOCAB CABLE CUTTER CU AL

Standard: DIN ISO 5743

C60 Steel. Its head tilted at 25° increases pressure tenfold.
Spring return integrated in the axle.
Safety latch and locking device that can be unlocked with one hand.
Cutting Capacity: 18 mm/50 mm²
Its offset head keeps the wrist in line with the forearm, thus preventing MSDs (Musculoskeletal Disorders).
German made.

DIN ISO 5743

Length (mm)	Cutting Capacity (mm)	Ref.
180	18 mm/50 mm²	840486

\+ Optimized power transmission.

PLASTIC MULTILAYER PIPE CUTTER

Cut the corrugated sheaths (18 to 35 mm) without damaging the inner tube. Cutting of the plastic and multilayer without deformation up to 25 mm diameter. Cuts PVC, IRO and hoses. Sharp cut and no distortion. Steel blades are reusable and interchangeable. German made.

Length (mm)	Weight (g)	Ref.
210	320	840506







BLADE FOR PIPE CUTTER

Cutlery blade made of reusable steel.

Number of pieces	Ref.
1	840544

\+ 2 cutting functions : duct and tube

PIPE CUTTER 40 MM

Ratchet system with a latch for force multiplication
For multilayer tubes, PE, HDPE ... Automatic safety of the blade. Mobile prestressing cradle to prevent distortion. Sharp and precise cut. Blade can be resharpened and interchangeable.
German made.

Length (mm)	Weight (g)	Ref.
210	465	840508







BLADE FOR PIPE CUTTER 40 MM

Blade made of reusable steel.

Ref.
840542

\+ Easy cutting up to 40 mm
Specific for multilayer PE and PEHD tubes

Roebuck



+ Strength ratio improved of 35% better than regular crimping pliers

5-DIE UNIVERSAL CRIMPING PLIERS

5 different types of lugs to cover all your crimping applications.
Rapid change of a die in 5 seconds.
Automatic Die Engagement System.
Ease of use thanks to a carefully designed centre of gravity, angled head and ergonomic handles.
Automatic declutching of the clamp for better crimping.
Constant crimping quality thanks to the precision profiles and the blocking.
Chromium-vanadium steel, oil-soaked and tempered.
Crimping pressure set and calibrated at the factory, adjustable.
Brillant head and bi-material handles.
Storage (5 dices) with fastening clip belt.
Contents:
Non-insulated splice connectors: 0.5-1.5/1.5-2.5/4.0-6.0/et + 6.0-10.0 mm^2 (20-8 AWG)
Uninsulated lugs with open barrels: 0.5-6,0 mm^2 (20-10 AWG)
Preinsulated lugs: 0.5-6.0 mm^2 (20-10 AWG)
Cable tips: 0.25 to 6.0 mm^2 (24-10 AWG)
Cable tips: 10/ 16/ 25 mm^2 (8-4 AWG)
German made.

Number of pieces	Ref.
5	845359

Roebuck



CRIMPING PLIER

For cutting and stripping cables and crimping insulated and non-insulated lugs.
Copper and brass rod cutting function M 2.6-3.0-3.5-4.0 and 5.0 mm.
18-10 (AWG)
Brillant head. PVC Sheathed Branches.
Application: Insulated lugs and connectors.
236 grams.

Weight (g)	Ref.
236	845343

Roebuck



CRIMPING PLIERS AND SET OF CRIMPING LUGS

Contents:
-1 box of insulated lugs.
-1 crimping pliers.

Ref.
860247

VDE INSULATED 1000V SOFT FABRIC STORAGE CASE ELECTRICIAN'S TOOL KIT

Roebuck



Contents:
VDE tested 1000V insulated tools:
- Insulated screwdriver 1000 V slot: 3x100, 4x100, 5.5x125 mm (ref 827106, 827107, 827108).
- Insulated screwdrivers 1000 v Phillips PH1, PH2 (ref 826505, 826506).
-1 Universal Insulated Combination plier 1000 V-180 mm (ref 840510).
-1 Insulated Diagonal Cutter 1000 V-160 mm (ref 840530).
-1 Insulated Stripping Clamp 1000 V-160 mm (ref 840528).
Non-insulated tools:
-1 folding ruler.
-1 Voltage detector Screwdriver (ref 826498).

Number of pieces	Dimensions (mm)	Ref.
10	290x240x50	880739

VDE INSULATED 1000V SOFT FABRIC STORAGE CASE ELECTRICIAN'S TOOL KIT

Roebuck



Contents:
VDE tested 1000V isulated tools:
- Insulated screwdriver 1000 V slotted: 3x100, 5.5x125 mm (Ref 827106, 827108).
- Insulated screwdrivers 1000 v Phillips PH1, PH2 (Ref 826505, 826506).
- 1 insulated diagonal cutter 1000 V-160 mm (Ref 840530).
- 1 half-round long-nose pliers insulated 1000 V (ref 840532).
Non-insulated tools:
-1 Voltage detector Screwdriver (ref 826498).
-1 sheath slitter with hook blade (ref 840491).
-1 automatic stripping pliers (Ref 840536).

Number of pieces	Dimensions (mm)	Ref.
9	290x240x50	880741

VDE INSULATED 1000V SOFT FABRIC STORAGE CASE ELECTRICIAN'S TOOL KIT

Roebuck



Contents:
VDE tested 1000V isolated tools:
- Insulated screwdriver 1000 V slotted: 3x100, 5,5x125 mm (refs 827106, 827108).
- Insulated screwdrivers 1000 v Phillips PH1, PH2 (ref 826505, 826506).
- ErgoMaxx 25° multi-purpose cutting pliers (Ref 840526).
Non-insulated tools:
-1 Voltage detector Screwdriver (ref 826498).
-1 automatic stripping pliers (ref 840536).

Number of pieces	Dimensions (mm)	Ref.
7	290x240x50	880743

Roebuck



PRECISION FLAT NOSE PLIER

Standard: DIN ISO 9655

Polished Finish steel.
PVC Sheathed Branches.

DIN ISO 9655

Length (mm)	Length of nose (mm)	Ref.
125	25	853380

Roebuck





PRECISION HALF-ROUND NOSE PLIER

Standard: DIN ISO 5745

Polished Finish steel.
PVC sleeved handle.

DIN ISO 5745

Length (mm)	Length of nose (mm)	Ref.
125	25	853382

Roebuck



45° ANGLED PRECISION HALF-ROUND NOSE PLIER

Standard: DIN ISO 5745

Polished Finish steel.
Angled head shape at 45°
PVC sleeved handle.

DIN ISO 5745

Length (mm)	Length of nose (mm)	Ref.
125	24	853384

PRECISION CUTTING PLIERS FLUSH CUT

Standard: DIN ISO 9654

Polished Finish steel.
PVC sleeved handle

DIN ISO 9654

Length (mm)	Length of nose (mm)	Ø max Cu-Ni	Ref.
110	13	2	853386





PRECISION PLIERS AXIAL CUT

Standard: DIN ISO 9654

Polished Finish steel.
PVC sleeved handle

DIN ISO 9654

Length (mm)	Length of nose (mm)	Ø max Cu-Ni	Ref.
110	13	2	853388





PRECISION STRIPPING PLIER

Polished Finish steel.
PVC sleeved handle

Length (mm)	Length of nose (mm)	Ø max Cu-Ni	Ref.
125	22	2	853390



› SEE PAGE 662



Pincet lang spits gebogen model Ref. 843541

Roebuck



CUTTING PLIER

A range of pliers and cutting pliers for printed circuits and electronic assembly work.
Forged from high quality steel and machined with precise tolerances.
Matte black non-reflective finish.
Ergonomically shaped, laminated plastic handles for added grip and comfort.
A spring at the hinge and a locking system prevent the clamp from opening inadvertently.

Type of cut	Length (mm)	Ref.
Axial diagonal	112	4972255
Diagonal cut to flush	112	4972256
Axial end	112	4972257
At the end cut to flush	112	4972258

Roebuck



PRECISION GRIPPING NEEDLE-NOSED PLIERS

Standard: DIN ISO 9655

A range of pliers and cutting pliers for printed circuits and electronic assembly work.
Forged from high quality steel and machined with precise tolerances.
Matte black non-reflective finish.
Ergonomically shaped, laminated plastic handles for added grip and comfort.
A spring at the hinge and a locking system prevent the clamp from opening inadvertently.

Type	Length (mm)	Ref.
Flat spout	125	4972251
Round spout	125	4972252
Angled half-round spout	125	4972253
Half-round spout	125	4972254

FLEXIBLE MAGNETIC PICKUP TOOL

Roebuck



Flexible magnetic pickup tool. Magnetic tip.
Maximum load: 700 g

Length (mm)	Ref.
560	827988

MIRROR KIT

Roebuck



Mirror kit with a rigid zip, including:
-1 Telescopic handle (folded/unfolded length (mm): 180/660)
-1 round mirror 60mm
-1 Rectangular mirror
-1 LED Lamp
-1 4 kg capacity magnet
-3 L1154 Batteries

Ref.
864599

TWEEZERS RIGHT TAPERED MODEL

Roebuck



Stainless steel
Ribbed nose, straight and tapered.
Weight: 14 g

Length (mm)	Ref.
140	843565

TWEEZERS RIGHT LONG TAPERED MODEL

Roebuck



Stainless steel
Ribbed nose, straight, long and strong.
Weight: 30 g

Length (mm)	Ref.
155	843567

Roebuck



TWEEZERS STRAIGHT POINT ROUNDED TIPS

Stainless steel
Ribbed nose, straight, long and strong, rounded ends.
Weight: 22 g

Length (mm)	Ref.
165	843569

Roebuck



TWEEZERS CURVED POINT

Stainless steel
Ribbed, angular tapered 45°
Weight: 20 g

Length (mm)	Ref.
150	843541

Roebuck



TWEEZERS LONG ELBOW, ROUNDED TIPS

Stainless steel
Ribbed, angular tapered 45°
Weight: 30 g

Length (mm)	Ref.
155	843543

› SEE PAGE 658



Precision flat nose plier Ref. 853380

This is what makes it different **from others**

THE "NEW GENERATION" CIRCLIP® PLIERS RANGE

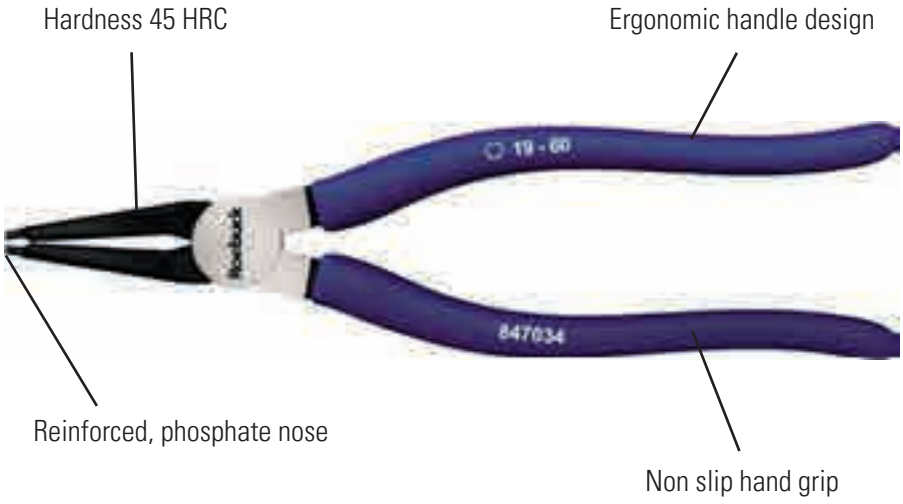

EXTERNAL CIRCLIP® PLIERS STRAIGHT NOSE



Standard: DIN 5254

Fully tempered chromium vanadium steel. Hardness: 45HRC.
Non slip grip.
To insert and remove outer Circlips® from shafts or axles.

DIN 5254

Length (mm)	Ø (mm)	Ø circlips Min/Max (mm)	Weight (g)	Ref.
140	1,4	10-25	90	847025
180	1,9	19-60	155	847026
240	2,3	40-100	260	847027

EXTERNAL CIRCLIP® PLIERS BENT 90° NOSE



Standard: DIN 5254

Fully tempered chromium vanadium steel. Hardness: 45HRC.
Non slip grip.
To insert and remove external Circlips® from shafts or axles.

DIN 5254

Length (mm)	Ø (mm)	Ø circlips Min/ Max (mm)	Weight (g)	Ref.
140	1,4	10-25	90	847029
180	1,9	19-60	155	847030
240	2,3	40-100	260	847031

Roebuck



INTERNAL CIRCLIP® PLIERS STRAIGHT NOSE

Standard: DIN 5256

Fully tempered chromium vanadium steel. Hardness: 45HRC.
Non slip grip.
To insert and remove Inner Circlips® (bore).

DIN 5256

Length (mm)	Ø (mm)	Ø circlips Min/Max (mm)	Weight (g)	Ref.
140	1,4	12-25	95	847033
180	1,9	19-60	155	847034
240	2,3	40-100	245	847035

Roebuck



INTERNAL CIRCLIP® PLIERS BENT 90° NOSE

Standard: DIN 5256

Fully tempered chromium vanadium steel. Hardness: 45HRC.
Non slip grip.
To insert and remove Inner Circlips® (bore).

DIN 5256

Length (mm)	Ø (mm)	Ø circlips Min/Max (mm)	Weight (g)	Ref.
140	1,4	12-25	95	847037
180	1,9	19-60	155	847038
240	2,3	40-100	245	847039



SET OF STAINLESS STEEL INTERNAL AND EXTERNAL CIRCLIPS®

Set of 1600 internal and external Circlips®.

Contents:
Standards: DIN 472
-600 inner Circlips ® DIN 472: Ø 10, 12, 15, 18, 20, 22, 24, 25, 26, 28, 30, 32, 35, 40, 42, 47.
Standards: DIN 471
-1000 inner Circlips ® DIN 471: Ø 5, 6, 8, 10, 12, 14, 15, 16, 17, 18, 20, 22, 25, 30, 35, 40.

Number of pieces	Ref.
1600	847785

This is what makes it different **from others**

ELECTRO COATED VICE PLIERS

Our ROEBUCK range of vice pliers consists of 4 models, designed to meet all your specific requirements for this tool.

Our pliers all have considerable clamping force, thanks to their adjustable opening with ratchet mechanism. The clamping is performed with jaws always remaining parallel. The hardness of the jaws is 58/60 HRC, they are grooved, tempered and serrated. During the manufacturing process, the finishing is submitted to two checks, ensuring maximum comfort when tightening and loosening. Each jaw is treated with cataphoresis which provides it not only with protection against corrosion sufficient to withstand 800 hours of salt spray, and a very high-quality surface finish.

LARGE CAPACITY VICE CLAMP, SHORT NOSE

Roebuck



4 positions. Black electro coated.
Unlockable with one hand operation.
Capacity : opening 55 mm
Diameter: opening: 55 mm
Depth: 75 mm

fab.

Ref.
845295

LARGE CAPACITY VICE CLAMP, DEEP NOSE

Roebuck



4 positions. Black electro coated.
Unlock with one hand operation.
Capacity: opening: 105 mm
Diameter: 95 mm
Depth: 85 mm

fab.

Ref.
845297

VICE CLAMP LARGE CAPACITY LONG NOSE

Roebuck



4 positions. Black electro coated.
Unlock with one hand operation.
Capacity : opening 80 mm
Diameter: opening: 80 mm
Depth: 73 mm

fab.

Ref.
845299

Roebuck



VICE CLAMP G-MAX

Rack and sprocket 6 positions to tighten all shapes.
Wide opening.
Clamping with parallel jaws.
Width of jaws: 16 mm
Forged steel jaws, grooved, hardened, with toothing at 58/60 HRC.
Precise and powerful clamping (from 300 to 600 DaN).
Chromium platined jaws.
Electro coated body.
Anti corrisive coating.
Ergonomics: easy clamping and unlocking, with one hand.
Adjusting the clamping force with the knob.

fab.

Capacity (mm)	Depth (mm)	Length (mm)	Ref.
130	90	270	865204

Roebuck



SELF GRIP WRENCHES - CURVED JAW

This tool has exceptional gripping power and can be locked onto the part used.
The clamps have forged chrome vanadium steel jaws incorporating a cable cutter and an unlocking lever for easy disassembly.
General use, fine spout, particularly useful for heating and plumbing work.

Length (mm)	Capacity (ml)	Ref.
135	0-30	4355506
190	0-42	4971999
235	0-63	4972000

Roebuck



SELF GRIP WRENCHES - STRAIGHT JAW

This tool has exceptional gripping power and can be locked onto the part used.
This clamp has forged chrome vanadium steel jaws and an unlocking lever for easy disassembly.
General use, sturdy spout with reinforced toothing.

Length (mm)	Capacity (ml)	Ref.
190	0-42	4971997
235	0-63	4971998

Roebuck



SELF GRIP WRENCH - C CLAMP

This tool has exceptional gripping power and can be locked onto the tool being used.
This clamp has forged chrome vanadium steel jaws and an unlocking lever for easy disassembly.
C-shaped clamp for welding, bodywork and profile clamping.

Max aperture (mm)	Protrusion (mm)	Height (mm)	Length (mm)	Ref.
38	74	118	279	4971996

WORKSHOP VICE

Roebuck

Forged steel with chrome plating on screw head and pin
Hardness of clamping Jaws: 48-55 HRC
-Breaking load: 650N/mm²
Jaws for tube clamping
Repair/screw clearance adjustment
Available fixed or can add a rotating base

Length (mm)	Max aperture (mm)	Jaw Dimensions (mm)	Ref.
125	160	125x21x12,5	860550
150	190	150x23x12,5	860551



ROTATING BASE

Roebuck

For vice	Ref.
125 mm	860553
150 mm	860554



TWO JAW SET

For vice	Ref.
125 mm	861436
150 mm	861437

EXTENSION SUPPORT PROP

Roebuck

Can be extended by sliding.
Final screw adjustment.
Secure lock.
Non-skid rubber retaining pads.
Multipurpose tool: MAINTAIN, SUPPORT, BLOCK.
Maximum load up to 60 kg.



Min-Max Extension (cm)	Weight (kg)	Ref.
65-115	1.30	865200
101-177	1,7	865201
160-290	2.30	865202







Roebuck



G CLAMP

Clamping force up to 17000 N
Long clamping with a good grip when tightened.
Ribbed body for increased strength.

Capacity (mm)	Protrusion (mm)	Screw (mm)	Weight (g)	Ref.
40	40	12	0.38	865191
60	55	12	0.64	865192
80	65	14	1.03	865193
100	75	16	1.4	865194
150	95	18	2.5	865195

Roebuck



C CLAMP

General purpose clamp with double threaded screw for quick tightening.
Solid assembly, with square corners to optimise capacity.
Design keeps the possibility of rotation to a minimum

Capacity (mm)	Ref.
50	4971931
75	4971932
100	4971933
150	4971934
200	4971935
250	4971936

CAST IRON CLAMP

Valve and cast iron slide GS.
Black laminated steel rail protected by electro coated paint.

Clamping (mm)	Protrusion (mm)	Rail (mm)	Ref.
200	80	30x8	652557
300	80	30x8	611933
400	80	30x8	611934
500	80	30x8	611935
600	80	30x8	652558
800	80	30x8	652559
300	100	35x9	652560
400	100	35X9	652561
500	100	35X9	652562
600	100	35X9	611936
800	100	35X9	611937
1000	100	35X9	611938
1500	100	35X9	652563
2000	100	35X9	652564
400	150	40x9	652565
600	150	40x9	652566
800	150	40x9	652567
1000	150	40x9	652568
1500	150	40x9	652569
2000	150	40x9	652570



Roebuck

+ Power up to 8000 N

PROFESSIONAL CAST IRON CLAMP

Power up to 12,000 N. Safety matting at the end of the rail.
Treated steel brake included in the slide for blocking.
Cold-drawn steel Rail.
Valve and slide in high-strength GS cast iron, epoxy protected.
With protective clamping jaws.

Clamping (mm)	Protrusion (mm)	Rail (mm)	Ref.
200	80	30x8	611171
300	80	30x8	611172
400	80	30x8	611173
500	80	30x8	611174
600	80	30x8	611175
800	80	30x8	611176
300	100	35X9	652543
400	100	35X9	652544
500	100	35X9	652545
600	100	35X9	652546
800	100	35X9	652547
1000	100	35X9	652548
1500	100	35X9	652549
2000	100	35X9	652550
400	150	40x9	652551
600	150	40x9	652552
800	150	40x9	652553
1000	150	40x9	652554
1500	150	40x9	652555
2000	150	40x9	652556



Roebuck

+ 20 machining and control operations during fabrication
Power up to 12000 N

Roebuck



ALL STEEL CLAMP

Built-in blocking device for pressure plate, prevents loosening due to vibration
- Fixed arm made of hardened and cold drawn steel
- Tempered and forged sliding arm
- Screw with trapezoidal phosphate thread.
- Swivel pressure plate

Capacity (mm)	Protrusion (mm)	Ref.
120	60	7901605
160	80	7901606
200	100	7901607
250	120	7901608
300	40	7901609
400	120	7901610
600	120	7901611

Roebuck



CAST IRON CLAMP

Model designed for daily use in professional work when strong clamping is required.
Reinforced jaw for powerful clamping, with durable corrosion protection.
Built-in blocking device for pressure plate, prevents loosening due to vibration
Non-slip protection on the jaws to protect critical parts.

Capacity (mm)	Protrusion (mm)	Ref.
160	80	7901612
200	100	7901613
250	120	7901614
300	140	7901615
400	120	7901616
600	120	7901617

Roebuck



QUICK RELEASE CLAMPS

Powerful and reliable clamping is achieved with minimal time and effort.
The rail is made of high quality steel that has been tempered, hardened and electroplated.
The sliding jaw is hot-forged, hardened, tempered and electroplated.
Accidental opening of the clamp can be avoided by means of the locking pawl.

Full length (mm)	Max jaw opening size (mm)	Ref.
240	150	4971971
270	185	4971972
330	250	4971973
370	300	4971974
470	400	4971975
620	510	4971976
680	600	4971977
920	820	4971978
1120	1010	4971979

HORIZONTAL BASE MOUNTED ADJUSTABLE BAR

GISS

Base mounted. Bar with adjustable spindle position. Supplied with set screw, nuts and flanged washers. Manufactured from zinc and passivated steel





Weight (kg)	A (mm)	B (mm)	C (mm)	D (mm)	E (mm)	F (mm)	G (mm)	H (mm)	I (mm)	J (mm)	Clamping force (kg)	Restraining force (kg)	Ref.
0,05	76	22	15	24	24	14,5	16	23	M4x25	4,5	20	60	6477229
0,1	118	30	20	27	30	13	19	36	M5x35	5,5	55	80	6477230
0,2	165	56	26	38	41	26	25	72	M6x50	5,5	110	155	6477231
0,37	210	71	32	42	45	26	29	90	M8x70	6,5	145	255	6683852

VERTICAL BASE MOUNTED BAR

GISS

Base mounted. Bar with adjustable spindle position.
Supplied with set, sorows. Nuts and flaged washers.
Manufactured from zinc plated and passivated steel.



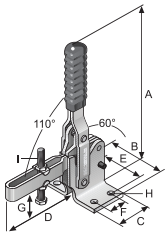

Weight (kg)	A (mm)	B (mm)	C (mm)	D (mm)	E (mm)	F (mm)	G (mm)	H (mm)	I (mm)	Clamping force (kg)	Restraining force (kg)	Ref.
0,06	89	34	26	32	24	16	16	4,4	M5x30	55	71	6539136
0,2	103	40	25,5	40	27	12,5	23	5,5	M6x40	88	113	6649590
0,38	174	46	36	74	32	19	32	7,1	M8x60	125	245	6120984

PLUNGER NOSE MOUNTED

GISS

Nose mounted. Supplied with mounted plate, set screw and nut.
Manufactured from zinc plated and passivated steel.





Weight (kg)	A (mm)	B (mm)	C (mm)	D (mm)	E (mm)	F (mm)	G (mm)	H (mm)	I (mm)	J (mm)	K (mm)	L (mm)	Clamping force (kg)	Restraining force (kg)	Ref.
0,15	96	26	21	30	69	M16x1,5	10	44	M6x20	18	13,5	5,2	50	100	6233573
0,35	140	25	40	23	108	M20 x1,5	12	57	M8x25	30-42	13	6,5	120	200	7604921

GISS



PLUNGER HEAVY DUTY BASE MOUNTED EXTENDED HANDLE

Base mounted. Supplied with set screw and nut. Manufactured from chemically blackened cast iron.

Weight (kg)	A (mm)	B (mm)	C (mm)	D (mm)	E (mm)	F (mm)	G (mm)	H (mm)	I (mm)	J (mm)	K (mm)	L (mm)	Clamping force (kg)	Restraining force (kg)	Ref.
0,48	129	12	32	91	129,5	36,5	14	46	M8x30	33,4	25	5,5	325	600	6233555
1,6	202	18	52	136	191	76	20	58	M10x40	41	8	8,6	520	1200	6365575
4,2	282	22	75	197	299	90	25	79	M12x60	54	12	10,3	530	2500	7604907

GISS



HOOK SINGLE

In galvanized steel and burnished steel.

Weight (kg)	A (mm)	B (mm)	C (mm)	D (mm)	E (mm)	F (mm)	G (mm)	H (mm)	I (mm)	J (mm)	K (mm)	L (mm)	Clamping force (kg)	Restraining force (kg)	Ref.
0,13	27	175	26	26	42	16,2	52-60	6	13	13	21-31	5,2	140	190	6233561
0,3	37	250	35	35	53,5	23	74-86	8	19	19	29-41	6,5	285	395	4290068

GISS



HOOK HORIZONTAL LATCH

In galvanized steel and burnished steel.
Supplied with a mounting bracket.

Weight (kg)	A (mm)	B (mm)	C (mm)	D (mm)	E (mm)	F (mm)	G (mm)	H (mm)	I (mm)	J (mm)	K (mm)	L (mm)	M (mm)	Clamping force (kg)	Restraining force (kg)	Ref.
0,13	41	137	26	24	40	12,8	36-70	4	13	11	19-29	16	5,2	180	210	6063661
0,3	64	193	35	32	48,5	18,5	47-88	6	19	14	24-25	6,5	21	270	410	7604940

HOOK VERTICAL LATCH

GISS

In galvanized steel and burnished steel.
Supplied with a mounting bracket.



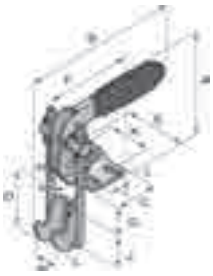

Weight (kg)	A (mm)	B (mm)	C (mm)	D (mm)	E (mm)	F (mm)	G (mm)	H (mm)	I (mm)	J (mm)	K (mm)	L (mm)	M (mm)	Clamping force (kg)	Restraining force (kg)	Ref.
0,13	41	77	26	24	40	30,5	5-28	4	13	11	19-29	16	5,2	180	210	7604912
0,3	64	122	35	32	48,5	40	7-31	6	19	14	24-35	21	6,5	270	410	6134050

STAINLESS STEEL VERTICAL BASE MOUNTED ADJUSTABLE BAR

GISS

Base mounted. Bar with adjustable spindle position. Supplied with set screw, nuts and flanged washers. Manufactured from stainless steel.



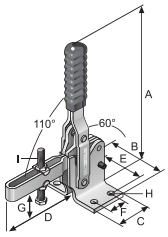

Weight (kg)	A (mm)	B (mm)	C (mm)	D (mm)	E (mm)	F (mm)	G (mm)	H (mm)	I (mm)	Clamping force (kg)	Restraining force (kg)	Ref.
0,06	89	34	26	32	24	16	16	4,4	M5x30	55	71	6233580
0,2	103	40	25,5	40	27	12,5	23	5,5	M6x40	88	113	7604930
0,38	174	46	36	74	32	19	32	7,1	M8x60	125	245	6365560

STAINLESS STEEL HORIZONTAL BASE MOUNTED ADJUSTABLE BAR

GISS

Base mounted. Bar with adjustable spindle position. Supplied with set screw, nuts and flanged washers. Manufactured from stainless steel.



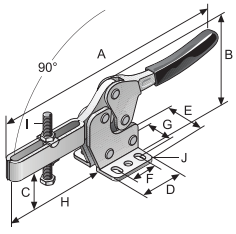

Weight (kg)	A (mm)	B (mm)	C (mm)	D (mm)	E (mm)	F (mm)	G (mm)	H (mm)	I (mm)	J (mm)	Clamping force (kg)	Restraining force (kg)	Ref.
0,05	76	22	15	24	24	14,5	16	23	M4x25	4,5	20	60	6233576
0,1	118	30	20	27	30	13	19	36	M5x35	5,5	55	80	6365565
0,2	165	56	26	38	41	26	25	72	M6x50	5,5	110	155	5094409

GISS



STAINLESS STEEL PLUNGER NOSE MOUNTED

Base mounted. Bar with adjustable spindle position. Supplied with set screws, nuts and flanged washers. Manufactured from stainless steel.

Weight (kg)	A (mm)	B (mm)	C (mm)	D (mm)	E (mm)	F (mm)	G (mm)	H (mm)	I (mm)	Clamping force (kg)	Restraining force (kg)	Ref.
0,15	96	26	21	30	69	M16x1,5	10	44	M6x20	50	100	6233579
0,35	140	25	40	23	108	M20x1,5	12	57	M8x25	120	200	7604929

GISS



STAINLESS STEEL HOOK SINGLE

Manufactued from stainless steel.

Weight (kg)	A (mm)	B (mm)	C (mm)	D (mm)	E (mm)	F (mm)	G (mm)	H (mm)	I (mm)	J (mm)	K (mm)	L (mm)	Clamping force (kg)	Restraining force (kg)	Ref.
0,13	27	175	26	26	42	16,2	52-60	6	13	13	21-31	5,2	140	190	6233578
0,3	37	250	35	35	53,5	23	74-86	8	19	19	29-41	6,5	285	395	4986043

GISS



STAINLESS STEEL HOOK WITH HORIZONTAL LATCH

Manufactued from stainless steel.
Supplied with latch plate.

Weight (kg)	A (mm)	B (mm)	C (mm)	D (mm)	E (mm)	F (mm)	G (mm)	H (mm)	I (mm)	J (mm)	K (mm)	L (mm)	M (mm)	Clamping force (kg)	Restraining force (kg)	Ref.
0,13	41	137	26	24	40	12,8	36-70	4	13	11	19-29	16	5,2	180	210	6233577
0,3	64	193	35	32	48,5	18,5	47-88	6	19	14	24-35	21	6,5	270	410	7604927

GISS

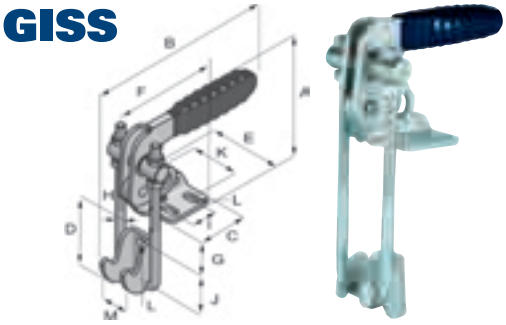

STAINLESS STEEL HOOK VERTICAL LATCH

Manufactued from stainless steel. Supplied with latch plate.

Weight (kg)	A (mm)	B (mm)	C (mm)	D (mm)	E (mm)	F (mm)	G (mm)	H (mm)	I (mm)	J (mm)	K (mm)	L (mm)	M (mm)	Clamping force (kg)	Restraining force (kg)	Ref.
0,13	41	77	26	24	40	30,5	5-28	4	13	11	19-29	16	5,2	180	210	6233581
0,3	64	122	35	32	48,5	40	7-31	6	19	14	24-35	21	6,5	270	410	7604932

NEOPRENE TIPPED SPINDLE

GISS

Thread size	Length (mm)	Ref.
M6	70	6485697
M8	75	6485700
M8	95	6485702
M10	100	6485705
M12	100	6485709



NEOPRENE CAPS

GISS

Size (mm)	Ref.
5	6477265
6	6477266
8	6683853



ALSO IN THIS CATALOG YOU WILL FIND A COMPLETE SELECTION OF WELDING PRODUCTS

› SEE PAGE 839



GISS ARC 160 EXPERT welding machine Ref. 879489

› SEE PAGE 848



MIG/MAG multi welding 250 machine Ref. 880520

› SEE PAGE 857



TIG 220 DC HF FV welding machine Ref. 880518

› SEE PAGE 872



Plasma cutting machine 70A TRI Ref. 880516

› SEE PAGE 863



TIG17 G-LINE PLUS 4 M and 8 M torch Ref. 867079

› SEE PAGE 853



Torche MIG ERGOBLUE 500 4M Ref. 865701

› SEE PAGE 886



G-SPARK ONE welding mask Ref. 855276

› SEE PAGE 887



Gants G-WELD BLACK Ref. 867665

GISS



MAGNETIC HOLDFASTS

These powerful cylindrical magnets can be used alone or associated for the welding and assembly of templates. Two threaded mounting holes and a disassembly screw are provided with each magnet.

PULL (kg)	Ø x H (mm)	Ref.
40	55 x 50	4971883
88	70 x 62	4971884
183	100 x 75	4971885

GISS



CYLINDRICAL BAR MAGNETS

Monoblock cylindrical magnets with two poles at opposite ends.

PULL (kg)	L x Ø (mm)	Ref.
1,2	20 x 6	4971924
1,2	25 x 8	4971925
1,2	30 x 10	4971926

GISS



BUTTON MAGNETS

Cylindrical magnet. The two poles are located at one end of the cylinder, separated by a slot.
These magnets are designed primarily for applications with attraction.

PULL (kg)	Ø x H (mm)	Ref.
0,7	12.5 x 9.5	4971913
1,9	19.1 x 12.7	4971914
3,4	25.4 x 15.9	4971915
4,8	31.8 x 25.4	4971916

GISS



RECTANGULAR BAR MAGNETS

Rectangular single bloc magnet bar.

PULL (kg)	Depth (mm)	Width (mm)	Length (mm)	Ref.
1,1	5	10	20	4971927
1,1	5	12.5	40	4971928
0,75	10	15	50	4971929
0,75	10	15	75	4971930

POT MAGNETS

GISS

Gripping magnets designed to exert.
A maximum grip on workpieces placed in contact with them.
This style of magnets is generally used in jigs and fixtures.
Drill hole M6 tapped at the rear of the magnet.

pull (Kg)	Ø x H (mm)	Ref.
2.7	17 x 16	4971886
2.7	21 x 19	4971887
6.1	27 x 25	4971888
14.75	35 x 30	4971889



POCKET MAGNET

GISS

Magnet in the shape of a single block horseshoe with two poles on the same plane.

PULL (kg)	H x L (mm)	Ref.
2.4	25.4 x 28.5	4971917



VARIABLE ANGLE MAGNETIC WELDING CLAMP

GISS

The variable angle welding magnets holds two pieces of steel securely at any angle between 45 and 90 ° so that they can be welded together.
The robust magnetic sleeve has two magnetic sides adjustable between 45 and 90 °, lockable in position to form a template for subsequent manufacturing of parts with the same angle.
These welding clamp magnets are an invaluable "third hand" making large fabrications easier, quicker and more accurate.

Pull (kg)	Height (mm)	Width (mm)	Ref.
40	140	35	4972278



SHALLOW POT MAGNETS

GISS

Similar function as standard pot magnets but conceived for height restricted applications.

pull (kg)	Ø x H (mm)	Ref.
3	19 x 8	4971890
5	28.5 x 8.5	4971891
13	38.1 x 10.35	4971892



GISS



POWER MAGNETS

Square horseshoe magnet with a plain fixing hole.

Pull (kg)	Width (mm)	Length (mm)	Ref.
4,5	20	30	4971918
4,5	25	40	4971919
11,8	30	45	4971920
23,5	35	57	4971921
37	41,3	70	4971922
47	54	79,4	4971923

GISS



FIXED MULTI ANGLE WELDING CLAMP

Fixed multi angle welding clamp holds 2 pieces of steel securely at 30, 45, 60, 75, 90, or 180° so that they can be welded together.
This magnet has six magnetic sides with different angles between them.
These magnets are perfect for dry mounting an assembly before welding.

pull (kg)	Width (mm)	Length (mm)	Ref.
10	12	100	4972279

GISS



FERRITE SHALLOW POT MAGNETS

Suitable for limpet type gripping applications. Manufactured.
With M6 thread for building into jigs and fixtures.

Pull (kg)	Ø x H (mm)	Ref.
6	46 x 10.7	4971893
16	56 x 10.7	4971894
25	66 x 10.7	4971895

HAND MAGNET

GISS

Magnet with handle and easy release mechanism for magnetic articles. Ideal for the sorting of ferrous and non-ferrous metals.
Such as preserves the collection of objects such as washers or pins.
Eliminates refrigerant tank chips or foundry sand etc.

PULL (kg)	Height (mm)	Width (cm)	Length (cm)	Ref.
170	98	121	118	5073337



INFINITELY ADJUSTABLE ANGLE WELDING MAGNET

GISS

Infinitely angle adjustable brazing magnets hold two steel parts with a preferred angle so that they can be welded together.
These 2 high performances magnetic modules are separated by two connecting bars. The adjustability and the locking are enabled by simple butterfly nuts. Ideal for operators conducting prototyping work without templates or fasteners.

PULL (kg)	Height (mm)	Width (cm)	Ref.
12	48	25	5073338



CENTRE POLE MAGNET

GISS

Round magnets with central countersunk hole.
High resistance to degaussing.
Adapted to the reed relay and proximity sensors.

PULL (kg)	Height (mm)	Diameter (mm)	Ref.
8	16	16	5073339
16	20	22	5073340



Roebuck



FLEXIBLE MAGNETIC PICKUP TOOL

Flexible magnetic pickup tool. Magnetic tip.
Maximum load: 700 g

Length (mm)	Ref.
560	827988

Roebuck



MIRROR KIT

Mirror kit with a rigid zip, including:
-1 Telescopic handle (folded/unfolded length (mm): 180/660)
-1 round mirror 60mm
-1 Rectangular mirror
-1 LED Lamp
-1 4 kg capacity magnet
-3 L1154 Batteries

Ref.
864599

Roebuck



MAGNETIC RETRIEVAL TOOL

High-quality telescopic magnetic retrieval pen fits into the pocket and can extend up to a length of 650 mm. It contains a powerful neodynmium magnet.

Compressed length (mm)	Extended length (mm)	Ref.
145	650	4968910

Roebuck



TELESCOPIC MAGNETIC PICK UP WITH LED LIGHT

Telescopic magnetic pick up with extension range of 190 and 810mm. The magnet can lift loads up to 1.5 kg. LED lighting in the centre of the magnet, provides lighting through 360°. Non-slip moulded handle for wet or oily environments.

Ref.
4971660

This is what makes it different **from others**

VERY EASY TO HANDLE!

Carbon steel
Treatment is applied to 3 areas, from 35 to 59 HRC

It is 4 times better balanced than conventional hammers



The handle is made of three materials

Its flared shape contributes to its balance

This ball-pen hammer makes 9 times fewer vibrations than a conventional hammer, whilst reducing the amount of fatigue. Safety of the tool is assured with a link between the head and the handle, made of special resin, reinforced by TS3 fibreglass. Its ergonomically designed handle (SEBS over moulded) with enlarged end, prevents the head from escaping during use, which is another indicator of high quality of this tool.

TRIMATERIAL RIVETING HAMMER

Roebuck

Standard: ISO 15601, NFE 71-016

Carbon Steel Head
Post-return treatment:
-Hardness between 52 and 59 HRC
-Hardening depth from 46 HRC to 3 mm from the shock surface
-Hardness always less than 35 HRC (eliminates the risk of breakage)
Tri-Material Hammer:
1) Fiberglass (resistant to environmental change)
2) polypropylene (less vibration)
3) SEBS (for overmolding)
Polished and tapered head. Safety of the tool ensured by a connection head handle with epoxy resin. Fiberglass technical insert ensures tool rigidity. Overmolding of the handle, high safety nozzle. Ergonomic handle with widened tip, prevents the hammer from escaping during use.

NFE 71-016 | ISO 15601



Section (mm)	Head length (mm)	Length (mm)	Weight (g)	Ref.
32	100	308	665	845303
36	106	332	795	845304
40	110	337	1010	845305

RIVETER HAMMER

Roebuck

Standard: ISO 15601

Ash profiled handle. Metal wedge fitting.

ISO 15601



Section (mm)	Length (mm)	Weight (g)	Ref.
25	300	250	733684
30	320	400	733685
32	350	630	733686
40	360	800	733687
50	380	1850	798382

Roebuck



WELDER'S CHIPPING HAMMER

Standard: ISO 15601

Ash profiled handle. Metal wedge fitting.

Length (mm)	Weight (g)	Ref.
280	400	733689

Roebuck



MECHANIC / LOCKSMITH HAMMER

Standard: DIN 1041

Collar. Hickory handle.
Striking surface and polished end.
Carbon steel head 1055

Section (mm)	Weight (g)	Ref.
19	200	5073341
23	300	5073342
27	500	5073343
33	800	5073344
36	1000	5073345

Roebuck



CARPENTER'S HAMMER

Polished striking surface. Carbon steel head 1055. Hickory handle.

Section (mm)	Weight (g)	Ref.
20	171	5073355
22	233	5073356
25	312	5073357
30	514	5073358

CLAW HAMMER - FIBRE GLASS HANDLE

Roebuck



Standard: BS876

Head manufactured from E9 steel fully in accordance with BS876 and handle fitted with confortable, hardwearing cushion grip.

Weight (g)	Ref.
455	3961945
570	6684861

BALL PEIN - FIBRE GLASS HANDLE

Roebuck



Head manafactured from E9 steel, handle fitted with comfortable hardwearing cushion grips.

Weight (g)	Ref.
450	3961946
680	3961947
910	4355819

HAMMER WITH INTERCHANGEABLE FACES

Roebuck

Chrome head, supplied with a white hard tip and red half hard tip. Ash handle.



Head	Ref.
28	733697
32	733698
38	787521
44	787522

INTERCHANGEABLE TIPS

Roebuck

Shore D75 – Red
Shore D85 – White



Colour	Head	Ref.
Red	28	787508
Red	32	787509
Red	38	787510
Red	44	787511
White	28	788175
White	32	788176
White	38	788177
White	44	788178

Roebuck



SECURITY 1
HAMMER INTERCHANGEABLE TIPS

GS certified, security controlled

Easy to change the tips.
Hickory handle, ergonomic profile, non-skid surface.
Safety shells in cast iron with grooves for the assembly of the ends and the handle.
Contents:
-Blue tip: flexible, wear-resistant elastomer - shore 21 D.
-Orange tip: hard, wear-resistant cellulose acetate - shore 72 D
German made.

Length (mm)	Diameter (mm)	Ref.
290	30	840406

+ Safety cast iron ducting collar
Versatile two-handed hammer

Roebuck



SECURITY 2
HAMMER INTERCHANGEABLE TIPS

GS certified, security controlled

Easy to change the tips.
Hickory handle, ergonomic profile, non-skid surface.
Safety shells in cast iron with grooves for the assembly of the ends and the handle.
Contents:
-White tip: Very hard, wear-resistant polyamide-shore 80D.
-Orange tip: hard, wear-resistant cellulose acetate - shore 72D
German made.

Length (mm)	Diameter (mm)	Ref.
290	30	840403
325	40	840404

+ Safety cast iron ducting collar

Roebuck



INTERCHANGEABLE TIPS
SHORE 21 D - SECURITY

-Material: flexible, wear-resistant elastomer - shore 21 D.

Colour scheme	Diameter (mm)	Ref.
Blue	30	840392
Blue	40	840393

Roebuck



INTERCHANGEABLE TIPS
SHORE 72 D - SECURITY

Material: Hard cellulose acetate, wear resistant - Shore 72 D

Colour scheme	(Diameter (mm)	Ref.
Orange	30	840395
Orange	40	840396

Roebuck



INTERCHANGEABLE TIPS
SHORE 80 D - SECURITY

Material: Very hard polyamide, wear resistant Shore 80 D

Colour scheme	Diameter (mm)	Ref.
White	30	840398
White	40	840399

DEADBLOW HAMMER

Roebuck

GS Certified, Increased Security

Ergonomic profile, non-skid surface.
Steel handle, head comprising cast iron balls for no kickback. Reduces the stresses on joints, tendons and muscles.
Hardness Tip: 65 shore D
Additional force transmission thanks to the head weight which increases it by 25%.
Protects tricky striking surfaces and corners.
German made.

Head	Model	Label	Ref.
35	Medium hardness	Two-handed hammer	826876
40	Medium hardness	Two-handed hammer	826877
50	Medium hardness	Two-handed hammer	826878
60	Medium hardness	Two-handed hammer	826879
35	Medium hardness	Tip	856007
40	Medium hardness	Tip	856008
50	Medium hardness	Tip	856009
60	Medium hardness	Tip	856010







\+ Head includes two cast iron balls
Controlled hammering

KICKBACK-FREE HAMMER SHORE +

Roebuck

GS Certified: Increased security

Ergonomic profile, non-skid surface.
Hardness Tip: 80 shore D
Steel handle, head comprising cast iron balls for no kickback. Reduces the stresses on joints, tendons and muscles.
Additional force transmission thanks to the head weight which increases it by 25%.
Protects tricky striking surfaces and corners.
German made.

Label	Head	Model	Ref.
Two-handed hammer	40	Very hard	862407
Two-handed hammer	50	Very hard	862408
Shore + Tip	40	Very hard	862410
Shore + Tip	50	Very hard	862411



\+ High hardness socket

Roebuck



RUBBER MALLET

Head material: Natural black rubber
Handle: raw wood handle

Head diameter (mm)	Weight	Ref.
62	453g / 16oz	6808027
72	680g / 24oz	6808028

Roebuck



RUBBER MALLET - THROUGH SLEEVE

Head material: Natural black rubber
Handle: raw wood handle

Head diameter (mm)	Weight	Ref.
62	453g / 16oz	6808029
72	680g / 24oz	6808030

Roebuck



THROUGH HANDLE FOR RUBBER MALLET

Handle: handle made of raw walnut

Weight	Ref.
453g / 16oz	6808031
680g / 24oz	6808032

Roebuck



DEADBLOW MALLET

Housing material: High quality rubber SBR black (oil resistant, cold resistant, high impact resistant), internal tubular steel structure, steel ball bearings in the head.
Handle grip: Black type H rubber grip

Head diameter (mm)	Ref.
50	6808033

CLUB HAMMER 4KG HANDLED ASH

GISS

Hardened on striking head.
Ash handle.
Made in France.

Length (mm)	Weight (kg)	Ref.
900	4	845626
Wood handle		853871

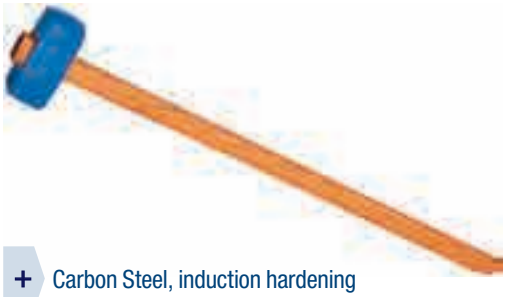

+ Carbon Steel, induction hardening

CLUB HAMMER HEAVY DUTY HICKORY HANDLE

GISS

Standard: ISO 15601

Curved head with folded angles.
Hickory handle.
Head height 57 mm
Head length 160 mm head width 60 mm-Weight 4 Kg

ISO 15601

Length (mm)	Weight (kg)	Ref.
910	4	827967



+ Head in Carbon Steel induction hardened

TORQUE CLUB HAMMER

GISS

Standard: ISO 15601

Induction hardened carbon steel head.
Dual-material handle. With non-slip handle.
Handle insensitive to temperature variations. Avoid the risk of electric shock.
Body Length: 733 and 799 mm
Head height: 57 and 61 mm

ISO 15601

Length (mm)	Weight (kg)	Ref.
790	4	828250
860	5	828251



+ Flush handle fitting resistant to 1800 kg shear strength

Roebuck



CHISEL

Standard: NFE 71-210

Non-chromed strike tool (avoids splinters).
Can be resharpened.
High strength steel rod.

NFE 71-210

Length (mm)	Width (mm)	Ref.
200	24	828644
250	28	733694
300	31	733695

Roebuck



FLAT CHISEL

Standard: DIN 7255

Chrome-vanadium hardened steel. Hardness between 54 and 58 HRC (can be re-sharpened).
Hardened head to reduce the risk of splinters. Polished edge, body painted with quality paint. Suitable for working on metal and stone.

Width (mm)	Ref.
26	5103014

Roebuck



FLAT CHISEL WITH HAND GUARD

Standard: DIN 7255

Chrome-vanadium hardened steel. Hardness between 54 and 58 HRC (can be re-sharpened).
Hardened head to reduce the risk of splinters.
Polished edge, body coated with quality paint.
Suitable for working on metal and stone.

Width (mm)	Ref.
26	5103016

Roebuck



FLAT ANGLED CHISEL

Standard: DIN 7255

Chrome-vanadium hardened steel. Hardness between 54 and 58 HRC (can be re-sharpened).
Hardened head to reduce the risk of splinters.
Polished edge, body painted with quality paint.
Suitable for working on metal and stone.

Width (mm)	Ref.
26	5103015

Roebuck



ANGLED FLAT CHISEL WITH HAND GUARD

Standard: DIN 7255

Chrome-vanadium hardened steel. Hardness between 54 and 58 HRC (can be re-sharpened).
Hardened head to reduce the risk of splinters.
Universal handle.
Polished edge, body painted with quality paint.
Suitable for working on metal and stone.

Width (mm)	Ref.
26	5103017

FLAT CHISELS

Roebuck

Chrome-vanadium hardened steel. Hardness between 54 and 58 HRC (can be re-sharpened).
Hardened head to reduce the risk of splinters.
Polished edge, body painted with quality paint.
Suitable for working on metal and stone.



Length (mm)	Width (mm)	Ref.
150	18	5103001
175	21	5103002
200	24	5103003
250	25	5103004
300	26	5103005

CROSS-CUT CHISEL

Roebuck

Chrome-vanadium hardened steel. Hardness between 54 and 58 HRC (can be re-sharpened).
Hardened head to reduce the risk of splinters.
Polished edge, body painted with quality paint.
Suitable for working on metal and stone.



Length (mm)	Width (mm)	Ref.
125	5	5103010
200	8	5103011
250	9	5103012

BRICK CHISEL

Roebuck

Standard: DIN 7255

Chrome-vanadium hardened steel. Hardness between 54 and 58 HRC (can be re-sharpened).
Hardened head to reduce the risk of splinters.
Polished edge, body painted with quality paint.
Suitable for working on metal and stone.



Length (mm)	Width (mm)	Ref.
250	50	5103018
250	60	5103019
250	70	5103020

BRICK CHISEL WITH HAND GUARD

Roebuck

Standard: DIN 7255

Made of chrome vanadium steel.
Thermal core treatment on the whole tool.
54-58HRC Hardness.
Striking heads with a hardness of 36-46 HRC to avoid splintering.
Casing Blow guard, bi-material offering safety, comfort of use and ergonomic grip.
German made.



Length (mm)	Cutting Length (mm)	Ref.
250	70	865230

UNIVERSAL HAND GRIP FOR CHISEL

Roebuck

Universal handle for chisels



Length (mm)	Dimensions (mm)	Ref.
110	20 x 12	5103021
110	26 x 13	5103022

Roebuck



COLD CHISEL

Cast-iron chisel

Length (mm)	Width (mm)	Ref.
100	6	4968884
125	6	4968896
150	13	4968886
150	10	4968885
175	16	4968897
200	13	4968887
200	19	4968888
205	25	4968890
225	25	4968894
250	13	4968895
250	19	4968889
250	25	4968891
300	25	4968892
450	19	4968902
450	25	4968893

Roebuck



CHISEL WITH NON-SLIP HANDLE

Chisel with non-slipimpact protection handle.

Length (mm)	Width (mm)	Ref.
250	19	4968899
250	25,4	4968900
300	25,4	4968901

Roebuck



FLOORBOARD

Ideal for removing flooring coverings.
* DO NOT USE FOR CUTTING BRICKS*

Length (mm)	Width (mm)	Ref.
230	57	4971980

Roebuck



FLOORBOARD CHISEL WITH HAND GUARD AND GRIP

Fitted with a non-slip impact protection handle.

Length (mm)	Width (mm)	Ref.
230	57	4968898

CROSS POINT CHISEL

Roebuck

Standard: DIN 7255

Made of chrome vanadium steel.
Thermal core treatment on the whole tool. 54-58HRC Hardness
Striking heads with a hardness of 36-46 HRC to avoid splintering.
German made.

Length (mm)	Ref.
250	845644
300	845645
350	845646
400	845647



+ Great strength thanks to thermal core treatment on the entire length.

CROSS POINT CHISEL WITH HAND GUARD

Roebuck

Standard: DIN 7255

Made of chrome vanadium steel.
Thermal core treatment on the whole tool.
54-58HRC Hardness.
Striking heads with a hardness of 36-46 HRC to avoid splintering.
Casing Blow guard, bi-material offering safety, comfort of use and ergonomic grip.
German made.

Length (mm)	Ref.
300	865232



OCTAGONAL PROFILE STONE CHISEL

Roebuck

Standard: DIN 7255

Made of chrome vanadium steel.
Thermal core treatment on the whole tool. 54-58HRC Hardness
Striking heads with a hardness of 36-46 HRC to avoid splintering.
German made.

Length (mm)	Section (mm)	Ref.
250	16x23	845649
300	16x26	845650
350	18x26	845651
400	18x28	845652



+ Great strength thanks to thermal core treatment on the entire length.

OCTAGONAL PROFILE STONE CHISEL WITH HAND GUARD

Roebuck

Standard: DIN 7255

Made of chrome vanadium steel.
Thermal core treatment on the whole tool.
54-58HRC Hardness.
Striking heads with a hardness of 36-46 HRC to avoid splintering.
Casing Blow guard, bi-material offering safety, comfort of use and ergonomic grip.
German made.

Length (mm)	Section (mm)	Ref.
300	16x26	865234



Roebuck



PRY BAR

Round diameter with conical end. Chrome vanadium.

Diameter (mm)	Length (mm)	Ref.
450	16	4971462
600	19	4971463
750	22	4971464

Roebuck



FLAT PROFILE CROWBAR

High quality forged crowbar.
Reinforcement of the bent areas and work areas by heat treatment.
Treated cutting edges.
Extended support surface for the hand.
20% weight reduction thanks to the flat profile.
Excellent finish with blue epoxy paint.
German made.

Length (mm)	Weight (g)	Ref.
600	1400	845654
800	1880	845655
1000	2650	845656

\+ Bending resistance up to 50 % higher than conventional crowbars
Reinforced handle.

Roebuck



HEX PROFILE CROWBAR

High quality special steel forged crowbar.
Reinforcement of the bent areas and work areas by heat treatment.
Excellent finish with blue epoxy paint.
German made.

Length (mm)	Weight (g)	Ref.
600	1460	845658
800	1940	845659
1000	2880	845660

\+ Very good ergonomic design

Roebuck



WRECKING BAR

Octogonal section with nail pulling claw.
Crowbar with octagonal profile.
Claw for removing nails.

Length (mm)	Ref.
450x16mm	4971799
600x18mm	4971800
750x18mm	4971801
900x18mm	4971802

This is what makes it different **from others**

DISCOVER THE HARD + SYSTEM!



The extra long life of the GISS «Hard +» punch.

Its headform impactor receives special treatment designed to prevent flying chips and mushrooming

Epoxy coating

The hardness of the core of the tool, over its entire length, exceeds 59 HRC

HARD+ SYSTEM PIN PUNCHES SET

Roebuck

Alloyed chromium molybdenum alloy steel, fully tempered.
Polished body, powder coated.
Special treatment of impact heads to prevent bursting and splintering. Hardness greater than or equal to 59 HRC, high lifespan. Comes in a metal box.
Contents:
6 3-10 mm pin punches (3, 4, 5, 6, 8, 10 mm)
German made.





Ref.
840497

PIN PUNCH

Roebuck

Standard: DIN 6450

Octagonal body. Specific treatment with a hardness of 49 to 58 HRC. Glass bead blade finish. Silver lacquered body.

DIN 6450



Length (mm)	Diameter (mm)	Ref.
150	2	828064
150	3	828065
150	4	828066
150	5	828067
150	6	828068
150	8	828069

Roebuck



PIN PUNCHES WITH PROTECTIVE HAND GRIPS

Processed steel pin punches.
Grinded and polished Surface.
Shock-proof sheathing for comfortable handling with hand protection and vibration absorption.
Hardness: 54-58 HRC
Hardness of the head: 38-46 HRC

DIN 6450

+ Optimised comfort and safety



Length (mm)	Diameter (mm)	Ref.
150	2	852025
150	3	852026
150	4	852027
150	5	852028
150	6	852029
150	8	852030

Roebuck



5 PIECE PIN PUNCH SET WITH PROTECTIVE HAND GRIPS

Plastic box consisting of 2-6 mm pin-punches.
Processed steel pin punches
Grinded and polished Surface.
Shock-proof sheathing for comfortable handling with hand protection and vibration absorption.
Hardness: 54-58 HRC
Hardness of the head: 38-46 HRC

DIN 6450

Length (mm)	Diameter (mm)	Ref.
150	2-3-4-5-6	852032

LONG SERIES PIN PUNCHES

Roebuck

Hexagonal body with 60mm 2-3/8 long centre punch, makes this range extremely convenient for use in inaccessible areas. The pin punches are machined over the entire length.

Length (mm)	Diameter (mm)	Ref.
150	3	4355933
150	4	3961890
150	5	3961891
150	6	3961892
150	7	4355937
150	8	3961894



LONG SERIES PIN PUNCH SET

Roebuck

Hex body.
Long blade (60mm) for maximum access.

Includes (mm): 3 - 4 - 5 - 6 - 7 - 8

Number of elements	Ref.
6	3961895



PARALLEL PIN PUNCHES

Roebuck

Hardened, tempered steel. Knurled handle.

Diameter (mm)	Length (mm)	Ref.
2	100	4971906
2,5	100	4972006
3,5	100	4971907
4	100	4972007
5	100	4971908
5,5	100	4972008
6,5	115	4971909
8	115	4971910
10	130	4971911



6 PIECE PARALLEL PIN PUNCH SET

Roebuck

Made from hardened steel. Knurled handle.

Composition (mm):

Ref. 4971912: 2 - 2.5 - 3.5 - 4 - 5 - 5.5
Ref. 4972009: 2 - 2.5 - 3.5 - 4 - 5 - 5.5 - 6.5 - 8 - 10

Number of elements	Ref.
6	4971912
9	4972009



Roebuck



SCRIBER

Standard: NFE 71-211

Right and elbow-tipped tungsten carbide.

NFE 71-211

Length (mm)	Diameter (mm)	Ref.
185	4	733700

Roebuck



AUTOMATIC CENTRE PUNCH

Nickel-plated and nickel-plated steel. Centre punch with built-in automatic striking device. Adjustable strike power from 60 to 130 Nm.
Hardened and interchangeable tip (diameter 4 mm - ref. 840540).
German made.

Length (mm)	Weight (g)	Ref.
125	65	840538

Roebuck



+ Sheath for comfort of use

AUTOMATIC CENTRE PUNCH WITH SOFT GRIP

Nickel-plated and nickel-plated steel. Centre punch with built-in automatic striking device. Adjustable strike power from 60 to 130 Nm.
Hardened and interchangeable tip (diameter 4 mm - Ref. 840540).
Sheathing for comfortable handling and ergonomic gripping.

Length (mm)	Weight (g)	Ref.
125	65	854240

Roebuck



SPARE TIP FOR AUTOMATIC CENTRE PUNCH

Hardened tip-Diameter 4 mm

Diameter (mm)	Ref.
4	840540

Roebuck



SQUARE HEAD CENTRE PUNCH

For precision drilling into sheet metals.

Diameter (mm)	Length (mm)	Ref.
1,5	100	4971899
2,5	100	4971900
3	100	4971901
4	100	4972001
5	100	4971902
6	100	4972002

ROUND HEAD CENTRE PUNCH

Roebuck

For precision drilling of metal strips.

Diameter (mm)	Length (mm)	Ref.
1,5	100	4971896
2,5	100	4971897
3	100	4971903
4	100	4971904
5	100	4971905
6	100	4972003
10	130	4972004
13	150	4972005



ROUND HEAD NAIL PUNCH

Roebuck

For sinking nail heads into wood.

Diameter (mm)	Length (mm)	Ref.
1	100	4971898
1,5	100	4972010
2,5	100	4972011
3	100	4972012
4	100	4972013
5	100	4972014



WAD PUNCHES

Roebuck

For cutting holes in flexible materials or producing discs from the material. that has been cut.
Forged monobloc tools, machined and polished cutting head.

Diameter (mm)	Ref.
6	4968959
8	4968960
9	4968961
10	4968962
12	4968963
13	4968964
15	4968965
17	4971966
19	4968966
20	4968967
22	4968968
23	4968969
25	4968970
28	4968971
31	4968972
34	4968973



BELT PUNCHES

Roebuck

For punching soft materials such as leather.

Diameter (mm)	Ref.
3	4968946
4	4968947
5	4968948
6	4968949
8	4968950
9	4968951
10	4968952
12	4968953
14	4968954
15	4968955
18	4968956
21	4968957
24	4968958



Roebuck



UNIVERSAL 2 ARM PULLER

2 Arm universal puller with reversible jaws for use as external and internal puller. Zinc finished, solid spindle, pin release crossbeam. Crossbeam with hexagon profile to counter hold when tightening the screw.

External clearance max (mm)	External min. clearance (mm)	Internal clearance maxi (mm)	Internal clearance mini (mm)	Force, max traction (T)	Ref.
75	25	90	65	2,5	5094169
100	50	100	90	4,5	5094175
125	50	120	90	4,5	5094170
175	70	165	135	6	5094171
225	75	215	135	6	5094172
275	80	235	160	8,5	5094173
350	80	310	160	8,5	5094174

Roebuck



COMBINATION 3 ARM PULLER

3 Arm combination puller with reversible jaws. For use as a 3 arm or 2 arm, external or internal poller. Zinc finished, solid spindle, pin release crossbeam. Crossbeam with hexagon profile to counter hold when tightening the screw.

External clearance max (mm)	External min. clearance (mm)	Internal clearance maxi (mm)	Internal clearance mini (mm)	Force, max traction (T)	Ref.
125	50	120	90	4,5	7570453
175	70	165	135	6	7570454
225	75	215	135	6,0	7570455

5 PIECE SCREW EXTRACTOR SET

Roebuck

To unscrew the damaged screws or bolts without damaging the thread.
Chromium-vanadium steel, tempered; brillant surface.
Tip Ø (mm): 1.75 to 6.35
Rod Ø (mm): 3.6 to 11
Screw size: M^3 to M18
For right-hand screw pitch only. Plastic storage box.

Length (mm)	Ref.
50-57-64-71-78	853417



5 PIECE TWO-WAY SCREW EXTRACTOR SET

Roebuck

Chromium vanadium steel, hardened. Brillant Surface, polished edges. For M5 to M20 screws. To remove damaged screws or threaded bolts on the right and left.
German made.

Screw	Bore	Angle on flat (mm)	Ref.
From M5 to M20	From 3.2 to 15.90	From 6.35 to 19.0	840546



› SEE PAGE 513



Led head light STRONG Ref. 867719

› SEE PAGE 510



Ballpoint pen led lamp Ref. 879680

Roebuck



HACKSAW BLADES - BI-MATERIAL

«DPS-Moov (Double Power System)» Label.
Bi-material in fast steel, 4 cutting edges.
Positive-angle teeth.
Box of 50 blades.

TPI	Number of teeth per inch	Ref.
8	18	612031
10	24	612032
12	32	612033

The rate unit being the blade

\+ DPS technology for cutting 40% faster

Roebuck



HANDSAW

Hardened teeth, strip thickness: 25 mm
Black epoxy treated blade with use pictograms.

Dimensions (mm)	Ref.
400	863335
500	863336

Roebuck



HACK SAW FRAME

Adjustable Blade: 45 ° or 90 °.
For 300 mm blade.
Replacement Blade feeder.
Comes with a 10-tooth HSS bi-Metal Blade.

Length (mm)	Height (m)	Ref.
300	130	864597

Roebuck



HEAVY-DUTY HACKSAW

Bi-material frame has an ergonomic design and a non-slip grip.
Shock-absorbing handle covered with fibreglass for a better user comfort.
Blades can be replaced quickly and easily.
Supplied with a 300mm x 12.5 x 18 Bi material blade.

Ref.
4971982

QUICK CHANGE PRO HACKSAW FRAME

Roebuck



Heavy duty construction. The blades can be adjusted to an angle of 55° for a flush cut. Comfortable ergonomic rubber handle. Can be used as a compass saw. Contains up to 9 spare blades. Aluminium die cast handle with TPR grip.

Length (mm)	Ref.
300	5074229

ADJUSTABLE HACK SAW

Roebuck



Adjustable mounting. Charger for spare blades.
Moulded handle with non-slip part and clamping nut for single blades.
Suitable for 250 and 300mm blades

Ref.
4971656

JUNIOR 150MM SAW FRAME

Roebuck



Powder coated with anti-corrosive paint.
Supplied with a 32TPI professional-grade metal blade.

Ref.
4971700

BLADES FOR JUNIOR SAW

Roebuck



Standard: BS 6271

10-Pack professional quality blades for junior saw REF. 4971700
150 mm blade.

Type	Ref.
Blades for metal	6006290
Blades for wood	6006291

Roebuck



9.5 MM SNAP OFF KNIFE

9.5 mm scored blade, steel body. Lacquered, pen clip.
Replacement blades ref. 828049

Length (mm)	Ref.
140	787524

Roebuck



9 MM SNAP OFF KNIFE

Cutter with 9-mm snap blades, delivered with 3 (9mm) snap off blades.

Ref.
6877121

Roebuck



9 MM SNAP OFF KNIFE

Black metal lockable 9mm snap off knife.

Ref.
5103033

Roebuck



SNAP OFF KNIFE BLADES

Case of 10 x 9.5 mm blades (13 snap elements).

Length (mm)	Ref.
9.5	828049

SNAP OFF KNIFE BLADES

Case of 10 x 9 mm scored blades.

Width (mm)	Ref.
9	6877122

18 MM SNAP OFF KNIFE

Black plastic lockable snap off knife with metal extention.

Ref.
5103034



18 MM SNAP OFF KNIFE BLADE BI-MATERIAL

Automatic blade locking system. Spare 2 blades.

Length (mm)	Ref.
160	787534



+ Safety notch, good grip

HEAVY-DUTY SNAP OFF KNIFE BLADE

ABS body with non-slip part.
Blade with 4 sections, 0.5 mm thickness.

Blade width (mm)	Ref.
18	5074230
25	5074231



SNAP OFF KNIFE BLADE

Case of 10 snap replacement blades for cutter.

Width (mm)	Ref.
18	798377



SNAP OFF KNIFE BLADE

0.5 mm thick cutter blades. Case of 10 blades.

Width (mm)	Ref.
18	5103027

SNAP OFF KNIFE BLADE

Snap cutter blades 0.7 mm thick, case of 25-blades.

Width (mm)	Ref.
25	5103024

Roebuck



UTILITY KNIFE WITH FIXED BLADE

High quality aluminium moulded body, delivered with 3 heavy duty standard blades.

Ref.
4971989

Roebuck



UTILITY KNIFE WITH RETRACTABLE BLADE

High quality aluminium moulded body, delivered with 3 heavy duty standard blades.

Ref.
4971990

Roebuck



SOFT GRIP RETRACTABLE TRIMMING KNIFE

High quality retractable trimming knife. Metal body with soft cushion grip panels to aid grip. Quick change blade system.

Ref
4971991

Roebuck



TRIMMING KNIFE

Auto loading 9mm retractable trimming knife supplied complete with 5 blades.

Ref.
5103032

SAFETY KNIFE WITH RETRACTABLE BLADES

Trapezoidal blade, shock-resistant body.
Push button with grooves (avoids slipping).

Length (mm)	Ref.
165	787532



Roebuck

+ Equipped with a SECURMOOV system

TRAPEZOIDAL BLADES

Case of 5 reversible trapezoidal blades - spare blades - suitable for ROEBUCK safety knife.

Type	Ref.
For trapezoidal knife	798379

Roebuck



TRAPEZOIDAL BLADES

Compatible with most standard knives.
5103026: 100 blades per box.
5103025: 10-blade dispenser.

Ref.
5103026
5103025

Roebuck



› SEE PAGE 533



Metal cantilever tool box Ref. 736221

Roebuck



SAFETY KNIFE STRAP CUTTER

Safety knife with a strap cutter on the back.
Dual-material body for optimum comfort and gripping.
Knife with a blade retracting system ensuring maximum safety during use.
Safety trapezoidal blades with rounded corners and circular blades for the strap cutter also available in option.

Length (mm)	Weight (g)	Ref.
190	220	862015

Roebuck



CASE OF 10 TRAPEZOIDAL BLADES 60MM

Rounded off ends for optimized security.
For the safety knife ref. 862015
Case of 10 blades

fab.

Ref.
862017

Roebuck



CASE OF 3 CIRCULAR BLADES

For the safety knife ref. 862015
Case of 3 blades

fab.

Ref.
862019

Roebuck



CRAFT KNIFE

Black knife with disposable blade.

Ref.
5103029

Roebuck



CRAFT BLADE

Box of 100 disposable knife blades in individual packaging.

Ref.
5103023

F200 SAFETY KNIFE

Black Fish safety knife

Ref.
5103035

Roebuck



METAL SCRAPER

Metal scraper with single edged blade.

Ref.
5103030



Roebuck

BLADE FOR METAL SCRAPER

Box of 100 single-edged scraper blades for industrial use in individual packs.

Ref.
5103028

Roebuck



ELECTRICIAN'S SCISSORS

Stainless steel blades.
Blades assembly with central screw which allows assembly or disassembly for sharpening.
Polypropylene handles.
Grip inside for optimum gripping.
Wire cutter notch diameter: 6mm

Length (mm)	Cutting Edges (mm)	Ref.
145	45	867697

Roebuck



MULTIPURPOSE SCISSORS

Oil-resistant handles-resharpened stainless steel blades.

Total Length (mm)	Ref.
210	827960
265	827961

Roebuck



Roebuck



COMFORT GRIP ELECTRICIAN'S SCISSORS

Comfortable dual material handle
Serrated blade for hooking onto the material
Perfect for stripping and cutting:
- Soft cable up to 22 mm² section
- Insulation material
- Electrician's adhesive tape
- Cable fasteners
- Rubber

Supplied with protective blade case

Length (mm)	Length of cut (mm)	Ref.
138	42	6808006

Roebuck



LARGE CAPACITY COMFORT GRIP ELECTRICIAN'S SCISSORS

Comfortable dual material handle
High carbon stainless steel blade, hardness 58-60 HRC
Serrated blade for hooking onto the material
Perfect for stripping insulation and cutting
- Soft cable up to 50 mm²
- Copper foil up to 0.5 mm
- Cable fasteners

Supplied with protective blade case

Length (mm)	Length of cut (mm)	Ref.
138	43	7432912

Roebuck



ALL-PURPOSE SNIPS

Stainless steel
Specific cutting edge treatment.
Great maneuverability.
Ergonomic dual-material handle.
Cutting length: 42 mm.

Length (mm)	Ref.
190	818641

ERGOCAB CABLE CUTTER CU AL

Standard: DIN ISO 5743

C60 Steel.
Its head tilted at 25° increases pressure tenfold.
Spring return integrated in the axle.
Safety latch and locking device that can be unlocked with one hand.
Cutting Capacity: 18 mm/50 mm^2
Its offset head keeps the wrist in line with the forearm, thus preventing MSDs (Musculoskeletal Disorders).
German made.

DIN ISO 5743

Length (mm)	Cutting Capacity (mm)	Ref.
180	18 mm/50 mm^2	840486

Roebuck



+ Optimized power transmission.

AVIATION TYPE SNIPS- BICHANTURNER CUT RIGHT

Blades: CRM - HRC 65.
Sharpness: HSS TIN.
Allows for long work without fatigue.
Micro toothed blades prevent sheet metal from slipping during cutting.
Protected return spring. Security blocker.
2-component handle.
Cutting length: 44 mm
Cutting thickness: 1.6 mm

Capacity (mm)	Length (mm)	Ref.
0.8 – 1.2	240	818643

Roebuck



+ Excellent drill bit

AVIATION TYPE RIGHT CUT TIN PLATE SNIPS

Blades with micro teeth for a smooth cut, prevents sheet slippage during cutting.
Return spring and safety lock.
Dual material handles.
Cutting capacity: 1.2 mm

Length (mm)	Ref.
250	4971969

Roebuck



AVIATION TYPE LEFT CUT TIN PLATE SNIPS

Blades with micro teeth for a smooth cut, prevents sheet slippage during cutting.
Return spring and safety lock.
Dual material handles.
Cutting capacity: 1.2 mm

Length (mm)	Ref.
250	4971968

Roebuck



SET OF 3 AVIATION SNIPS

Manafactured from drop forged chrome molybdenum. Contents include straight, left and right cut patterns.
Colour coded handle for easy identification.
Suitable for cutting 1.2mm cold rolling steel and 0.7mm stainless steel.

Number of pieces	Ref.
3	4971970

Roebuck



Roebuck



TIN SNIPS STRAIGHT PATERN

Straight jaws highly polished and hardened to a very close tolerance for durability.

Length (mm)	Ref.
200	6006857
250	6006855
300	6006856

Roebuck



ANVIL SNIPS

High carbon steel blades, chrome plated. Vinyl coated handles. Blades and anvil are replaceable. Mitre version features a multi angle guide.

Type	Length (mm)	Ref.
With tab	203	4968912
Without tab	203	4968911

Roebuck



CUTTING PLIERS

Standard: DIN ISO 5743

Burnished steel cutting head.
Dual-material sheathed handles for a comfortable grip.
Ergonomic with hinge designed to improve power and cutting accuracy.
Return spring and locking system.
Can be used with one hand, cutting efforts reduced by 50%.

Length (mm)	Cutting capacity medium wires 750-800 N/mm²	Cutting capacity hard wires 1,600 - 1,800 N/mm²	Ability to cut piano wire 2,200-2,300 N/mm²	Ref.
210	5,2	4	3,6	6836169

BOLT CUTTER

Standard: DIN ISO 5743

Precision milled and hardened HRC 44+ blades, approx. hardness 60 HRC.
Quick, easy adjustment due to a double-cam mechanism.

Dimensions (mm)	Cutting capacity 19 HRC - (77kg/mm²)	Cutting capacity 40 HRC - (125kg/mm²)	Cutting capacity 44 HRC - (140kg/mm²)	Ref.
460	8	7	5	5074207
620	9	8	7	5074208
780	11	9	8	5074209
900	13	11	9	5074210



CONCRETE MESH CUTTER

Standard: DIN ISO 5743

90° cutting head.
Quick, easy adjustment due to a double-cam mechanism.

Length (mm)	Cutting capacity 19 HRC - (77kg/mm²)	Cutting capacity 40 HRC - (125kg/mm²)	Ref.
790	9	1x8 , 2x6,5	5074211
900	11	1x9, 2x8	5074212



PLASTIC MULTILAYER PIPE CUTTER

Cut the corrugated sheaths (18 to 35 mm) without damaging the inner tube. Cutting of the plastic and multilayer without deformation up to 25 mm diameter.
Cuts PVC, IRO and hoses. Sharp cut and no distortion. Steel blades are reusable and interchangeable.
German made.

Length (mm)	Weight (g)	Ref.
210	320	840506





BLADE FOR PIPE CUTTER

Cutlery blade made of reusable steel.

Number of pieces	Ref.
1	840544

+ 2 cutting functions : duct and tube

PIPE CUTTER 40 MM

Ratchet system with a latch for force multiplication
For multilayer tubes, PE, HDPE ... Automatic safety of the blade. Mobile prestressing cradle to prevent distortion. Sharp and precise cut. Blade can be resharpened and interchangeable.
German made.

Length (mm)	Weight (g)	Ref.
210	465	840508





BLADE FOR PIPE CUTTER 40 MM

Blade made of reusable steel.

Ref.
840542

+ Easy cutting up to 40 mm
Specific for multilayer PE and PEHD tubes

Roebuck



ELECTRICIAN KNIVES

Hardened steel blade knife, ABS handle.
Blade suitable for cable work, length 70mm.
Hardness: 52 HRC.

Length (mm)	Ref.
100-170	853409

Roebuck



2 BLADE ELECTRICIAN KNIVES

Hardened steel blade knife, ABS handle.
Straight blade for general use of 80 mm.
Blade suitable for cable work, length 70mm.
Hardness: 52 HRC.

Length (mm)	Ref.
100-180	853411

Roebuck



2 BLADE ELECTRICAL KNIFE, WOODEN HANDLE

Hardened steel blade knife, wooden handle.
Straight blade for general use of 80 mm.
Blade suitable for cable work, length 70mm.
Hardness: 52 HRC.

Length (mm)	Ref.
100-180	853413

Roebuck



ELECTRICIAN'S KNIFE WITH WIRE STRIPPER

Hardened steel straight blade knife, wooden handle.
Straight blade for general use, 80 mm in length.
Blade with 2 notches: -1 half-moon for stripping / 1 V notch to cut.
Max stripping Capacity: 14 mm
Hardness: 52 HRC.

Length (mm)	Ref.
100-180	853415

FLAT HAND FILE

Roebuck

Standard: ISO 234-1/234-2/NFE 75001/NFE 75002

Cross-cut on the faces.
1 uncut side, 1 single cut side.



Length (mm)	Section (mm)	Number of teeth per cm	File cut	Ref.
150	15,5x4	13	BASTARD	879927
200	20x5	10	BASTARD	879928
250	25x6	9	BASTARD	879929
300	29x7	8	BASTARD	879930
150	15,5x4	18	SECOND	879931
200	20x5	14	SECOND	879932
250	25x6	12	SECOND	879933
300	29x7	11	SECOND	879934
150	15,5x4	22	SMOOTH	879935
200	20x5	18	SMOOTH	879936
250	25x6	16	SMOOTH	879937
300	29x7	14	SMOOTH	879938

TAPERED FLAT FILE

Roebuck

Standard: ISO 234-1/234-2/NFE 75001/NFE 75002

Cross-cut on the faces.
2 simple cut edges.



Length (mm)	Section (mm)	Number of teeth per cm	File cut	Ref.
150	15x4	13	BASTARD	879940
200	20x5	10	BASTARD	879941
250	25x6	9	BASTARD	879942
300	30x7	8	BASTARD	879943
150	15x4	18	SECOND	879944
200	20x5	14	SECOND	879945
250	25x6	12	SECOND	879946
300	30x7	11	SECOND	879947
150	15x4	22	SMOOTH	879948
200	20x5	18	SMOOTH	879949
250	25x6	16	SMOOTH	879950
300	30x7	14	SMOOTH	879951

ROUND FILE

Roebuck

Standard: ISO 234-1/234-2/NFE 75001/NFE 75002

Cross size.



Length (mm)	Section (mm)	Number of teeth per cm	File cut	Ref.
150	6	13	BASTARD	879953
200	8	10	BASTARD	879954
250	10	9	BASTARD	879955
300	12	8	BASTARD	879956
150	6	18	SECOND	879957
200	8	14	SECOND	879958
250	10	12	SECOND	879959
300	12	11	SECOND	879960
150	6	22	SMOOTH	879961
200	8	18	SMOOTH	879962
250	10	16	SMOOTH	879963
300	12	14	SMOOTH	879964

Roebuck



HALF-ROUND FILE

Standard: ISO 234-1/234-2/NFE 75001/NFE 75002

For filing both flat and concave surfaces, parallel in width and thickness. Manufactured from the finest grade steel.

Length (mm)	Section (mm)	Number of teeth per cm	Size	Ref.
150	16x4,7	13	BASTARD	879966
200	20x6	10	BASTARD	879967
250	25,5x7	9	BASTARD	879968
300	30x8,5	8	BASTARD	879969
150	16x4,7	18	SECOND	879970
200	20x6	14	SECOND	879971
250	25,5x7	12	SECOND	879972
300	30x8,5	11	SECOND	879973
150	16x4,7	22	SMOOTH	879974
200	20x6	18	SMOOTH	879975
250	25,5x7	16	SMOOTH	879976
300	30x8,5	14	SMOOTH	879977

Roebuck



SQUARE FILE

Standard: ISO 234-1/234-2/NFE 75001/NFE 75002

For slots and keyways. Tapers slightly to a point. Double cut on all 4 sides. Manufactured from the finest grade steel.

Length (mm)	Section (mm)	Number of teeth per cm	Size	Ref.
150	6	13	BASTARD	879979
200	8	10	BASTARD	879980
250	10	9	BASTARD	879981
300	12	8	BASTARD	879982
150	6	18	SECOND	879983
200	8	14	SECOND	879984
250	10	12	SECOND	879985
300	12	11	SECOND	879986
150	6	22	SMOOTH	879987
200	8	18	SMOOTH	879988
250	10	16	SMOOTH	879989
300	12	14	SMOOTH	879990

Roebuck



THREE SQUARE

Standard: ISO 234-1/234-2/NFE 75001/NFE 75002

For filing out sharp corners and internal angles. Double cut on all 3 sides. Tapers slightly towards point. Manufactured from finest grade steel.

Length (mm)	Section (mm)	Number of teeth per cm	Size	Ref.
150	12	13	BASTARD	879992
200	15	10	BASTARD	879993
250	18	9	BASTARD	879994
300	20	8	BASTARD	879995
150	12	18	SECOND	879996
200	15	14	SECOND	879997
250	18	12	SECOND	879998
300	20	11	SECOND	879999
150	12	22	SMOOTH	880000
200	15	18	SMOOTH	880001
250	18	16	SMOOTH	880002
300	20	14	SMOOTH	880003

WOODEN HANDLE FOR FILE

Roebuck

For 100 to 300 mm files

For file (mm)	Ref.
100-125	879921
150	879922
200	879923
250	879924
300	879925



PLASTIC SLEEVES

Roebuck

For 100 to 300 mm files

For file (mm)	Ref.
100-150	880039
200-250	880040
300 and more	880041



› SEE PAGE 565



Wooden trestle Ref. 879664

› SEE PAGE 565



Steel trestle Ref. 879666

Roebuck



FLAT HAND FILE WITH HANDLE

Standard: ISO 234-1/234-2/NFE 75001/NFE 75002

Cross-cut on the faces.
1 uncut side, 1 single cut side.
Back protection on the handle

Length (mm)	Section (mm)	Number of teeth per cm	File cut	Ref.
150	15,5x4	13	Bastard	829036
200	20x5	10	Bastard	829037
250	25x6	9	Bastard	829038
300	29x7	8	Bastard	879898
150	15,5x4	18	SECOND	829039
200	20x5	14	SECOND	829040
250	25x6	12	SECOND	829041
300	29x7	11	SECOND	879899
150	15,5x4	22	Smooth	829042
200	20x5	18	Smooth	829043
250	25x6	16	Smooth	829044
300	29x7	14	Smooth	879900

Roebuck



HALF-ROUND FILE WITH HANDLE

Standard: ISO 234-1/234-2/NFE 75001/NFE 75002

Cross size.
Back protection on the handle.

Length (mm)	Section (mm)	Number of teeth per cm	File cut	Ref.
150	16x4,7	13	Bastard	829046
200	20x6	10	Bastard	829047
250	25,5x7	9	Bastard	829048
300	30x8,5	8	Bastard	879901
150	16x4,7	17	SECOND	829049
200	20x6	14	SECOND	829050
250	25,5x7	12	SECOND	829051
300	30x8,5	11	SECOND	879902
150	16x4,7	22	Smooth	829052
200	20x6	18	Smooth	829053
250	25,5x7	16	Smooth	829054
300	30x8,5	14	Smooth	879903

Roebuck



ROUND FILE WITH HANDLE

Standard: ISO 234-1/234-2/NFE 75001/NFE 75002

Cross-cutting.
Back protection on the handle.

Length (mm)	Section (mm)	Size	File cut	Ref.
150	6	13	Bastard	829056
200	8	10	Bastard	829057
250	10	9	Bastard	829058
300	12	8	Bastard	879904
150	6	17	SECOND	829059
200	8	14	SECOND	829060
250	10	12	SECOND	829061
300	12	11	SECOND	879905
150	6	22	Smooth	829062
200	8	18	Smooth	829063
250	10	16	Smooth	829064
300	12	14	Smooth	879906

TAPERED FLAT FILE WITH HANDLE

Roebuck



Standard: ISO 234-1/234-2/NFE 75001/NFE 75002

Cross size.
Back protection on the handle

Length (mm)	Section (mm)	Number of teeth per cm	File cut	Ref.
150	15x4	13	BASTARD	879908
200	20x5	10	BASTARD	879909
250	25x6	9	BASTARD	879910
300	30x7	8	BASTARD	879911
150	15x4	18	SECOND	879912
200	20x5	14	SECOND	879913
250	25x6	12	SECOND	879914
300	30x7	11	SECOND	879915
150	15x4	22	SMOOTH	879916
200	20x5	18	SMOOTH	879917
250	25x6	16	SMOOTH	879918
300	30x7	14	SMOOTH	879919

SET OF FILES

Roebuck



Set of workshop files with dual-material handle.
Back protection on the handle.
Set of 3 files:
- 1 second flat file,
- 1 half-round file,
- 1 half-round, second file,

Set of 5 files:
- 1 flat bastard cut file,
- 1 second file,
- 1 square bastard file,
- 1 bastard half-round file,
- 1 bastard round file.

Number of components	Length (mm)	File cut	Ref.
3	200	SECOND	880056
3	250	SECOND	880058
5	200	SECOND /BASTARD	829066
5	250	MEDIUM-SOFT/BASTARD	880054

Roebuck



NEEDLE FILE

Standard: ISO 234-1/234-2/NFE 75001/NFE 75002

Cross size.

Description	Length (mm)	Section (mm)	Number of teeth per cm	File cut	Ref.
Round needle file	140	3	25	0	880005
Square needle file	140	2	25	0	880006
Triangular needle file	140	3,5	25	0	880007
Knife needle file	140	5x2	25	0	880008
Half-round needle file	140	5x2	25	0	880009
Flat needle file	140	2	25	0	880010
Round needle file	140	3	38	2	880012
Square needle file	140	2	38	2	880013
Triangular needle file	140	3,5	38	2	880014
Knife needle file	140	5x2	38	2	880015
Half-round needle file	140	5x2	38	2	880016
Flat needle file	140	5,5x1,4	38	2	880017
Round needle file	160	3,5	38	2	880019
Square needle file	160	2,5	38	2	880020
Triangular needle file	160	4	38	2	880021
Knife needle file	160	6x2,5	38	2	880022
Half-round needle file	160	6x2,5	38	2	880023
Round needle file	180	3,5	38	2	880024
Flat needle file	180	6,5x1,6	38	2	880026
Round needle file	180	4	38	2	880027
Half-round needle file	180	7x3	38	2	880028
Square needle file	180	3	38	2	880029
Triangular needle file	180	4,5	38	2	880030
Knife needle file	180	7x3	38	2	880031

Roebuck



SET OF NEEDLE FILES

Set of 6 files:
- 1 hand file
- 1 round file
- 1 square file
- 1 triangular file
- 1 half-round file
- 1 taper-flat file

Set of 12 files:
- 1 hand file
- 1 half round file
- 1 round file
- 1 taper-flat file
- 1 triangular file
- 1 square file
- 1 suitting file
- 1 joint file
- 1 crossing file
- 1 barrette file
- 1 marking file
- 1 knife file

Number of contents	Length (mm)	Ref.
6 files	140	880033
6 files	160	847769
6 files	180	847770
12 files	140	880035
12 files	160	880037

DIAMOND NEEDLE FILE

Standards: ISO 234-1/234-2/NFE 75001/NFE 75002

Grain 126
Electro metallic diamond coated with finely selected diamond grit for use on hardened materials.

Description	Length (mm)	Section (mm)	Ref.
Diamond flat needle file	160	6x1,5	880043
Diamond round needle file	160	3,5	880044
Diamond half-round needle file	160	6x2,5	880045
Diamond square needle file	160	2,5	880046
Diamond triangular needle file	160	4	880047
Diamond pointed flat needle file	160	6x1,4	880048



6 PIECE DIAMOND NEEDLE FILE SET

Contents:
- 1 flat hand file,
- 1 taper file
- 1 round file
- 1 half-round file
- 1 triangular file
- 1 square file

Length (mm)	Size	Ref.
160	GRAIN 126	880050



FILE CARD BRUSH

For cleaning wood and metal files.

Ref.
880052



4 PIECE WOOD CHISEL SET

Wooden handle with flat.
Cutting angle: 25°
Sharpenable blade for the entire tool life.
German made.

Content (mm):	Ref.
10-12-15-20	787528



+ Safe ring handle fitting directly on handle

CUTLINE



DEBURRING PEN

Applications: Alu-PVC-copper-steel.

Ø Blade	Ref.
3,2	847229

CUTLINE



DEBURRING KIT

Blue universal deburring unit + 1 HSS blade type ø2,6-G2 mounted.
Tool holder for deburring blades.
5 HSS Blades Type Ø 3.2-G10.
5 HSS Blades Type Ø 2.6-G1.

Number of blades	Ref.
11	847231

FIND IN THIS CATALOG A COMPLETE SELECTION FOR MANUAL DEBURRING ON PAGE 293.

› SEE PAGE 293



Deburring blade tool holder Ref. 847220

› SEE PAGE 294



Ø10.4 - HSS - chamfering miller Ref. 865099

› SEE PAGE 294



Ø18 - HSS - external chamfering miller Ref. 865103

› SEE PAGE 295



Double-sided deburring tool for metal sheets Ref. 865094

› SEE PAGE 295



Hand chamfer milling cutter Ref. 854094

TRIANGULAR SCRAPER

Roebuck

Triangular sharpening blade in stainless steel, polished chrome-plated.
Blade length 200 mm
Varnished-wood handle.

Length (mm)	Ref.
280	827992



ALSO IN THIS CATALOG YOU WILL FIND
A COMPLETE SELECTION FOR SPECIFIC DRILLING
WITH OUR RANGE OF STEPPED DRILLS AND CORE DRILLS.

› SEE PAGE 18



HSS 3 multi-staged drill box Ref. 853465

› SEE PAGE 19



Boxed set 3 multi-step drills HSS TiN
Ref. 853472

› SEE PAGE 20



Weldon shank HSS annular core cutter
length: 30 mm Ref. 866663

› SEE PAGE 21



Weldon shank HSS annular core cutter
length: 55 mm Ref. 866711

GISS



HSS JOBBER DRILLS ROLL FORGED SET

Set of 19 rolled cylindrical drills - HSS.

DIN 338 | HSS

Number of pieces	Diameter (mm)	Ref.
19	1 to 10 by 1/2	864087
25	1 to 13 by 1/2	864088

CUTLINE



HSS JOBBER DRILL SET

DIN 338N | 118° | 30° | A | A-C | F

Number of drill bits	Content	Ref.
19	From Ø1 to Ø10 by 1/2	845944
25	From Ø1 to Ø13 by 1/2	845946

GISS



HSS JOBBER DRILL TIND SET

For alloyed and non-allied steels (110 N/mm²), cast iron, bronze, brass and low alloy aluminium.
For plastics, can be suitable for stainless steel.
Cross sharpening.
Angle 118°.
Coating: 2300 HV.

DIN 338 | HSS | 118° | N 30°

Number of pieces	Diameter	Ref.
19	1 to 10 by 1/2	854081
25	1 to 13 by 1/2	854083

FIND IN THIS CATALOG A COMPLETE SELECTION FOR PIERCING ON PAGE 14.

› SEE PAGE 38



Set of HSS drills Zirco coated Ref. 861146

› SEE PAGE 40



Set of HSS drills Zirco tip coated Ref. 861021

› SEE PAGE 42



Set of HSS Co5% drills flat shank Ref. 861208

CENTRE DRILL SET - HSS - A TYPE - 60° - STANDARD

DIN 333A | 60°

Number of drill bits	The set composition	Ref.
7	4x1 - 5x1.5 - 6x2 - 8x2.5 - 8x3 - 10x4 - 12x5	862086



CUTLINE

SPOTTING DRILL SET - HSS CO5% - 90° - STANDARD

Standard: ISO 10898

fab. | h6 | ISO 10898 | 90°

Number of drill bits	The set composition	Ref.
6	Ø3 - Ø4 - Ø5 - Ø6 - Ø8 - Ø10	862090



CUTLINE

COUNTERSINK SET 90° - HSS

DIN 335C

Number	The set contains	Ref.
6	6,3-8,3-10,4-12,4-16,5-20,5	847141



CUTLINE

ALSO FIND IN THIS CATALOG
A COMPLETE SELECTION
FOR FINISHING WITH OUR RANGE
OF ABRASIVES TO FIND
ON PAGE 296.

› SEE PAGE 296



Set of carbide milling files Ref. 847279

› SEE PAGE 302



Stainless steel cutting disc “LIFE+ Evo”
Ref. 866809

› SEE PAGE 304



"DLBZ" rounded flap disc Ref. 866836

GISS



HSS TAP AND DRILL SET

Number of pieces: 15
The set is made up of: 7 drills - 7 taps - 1 tap wrench.
Tap: HSS. Geometry: straight flutes - gradual entry.
Drill: HSS. Geometry: type N flutes - 118° sharpening angle split point.

HSS | 6H | DIN 338 | DIN 352 | 118° | h8

+ Multi-applications possible: Drills and taps at the same time on structural steel, cast iron and authentic stainless steel

DRILLS			
Ø (mm)	Total Length L1 (mm)	Trimmed Length L2 (mm)	Shank Diameter (mm)
2,5	57	30	2,5
3,3	65	36	3,3
4,2	75	43	4,2
5	86	52	5
6,8	109	69	6,8
8,5	117	75	8,5
10,2	133	87	10,2

TAPS				
Ø (mm)	Total Length L1 (mm)	Trimmed Length L2 (mm)	Shank Diameter (mm)	Square (mm)
M3	40	11	3,5	2,7
M4	45	13	4,5	3,4
M5	50	15	6	4,9
M6	50	16	6	4,9
M8	56	22	6	4,9
M10	70	24	7	5,5
M12	75	29	9	7

TURN LEFT			
Ø (mm)	Length (mm)	Width (mm)	Thickness
M1-M12	173	23	12

Ref.
864090

CUTLINE



METRIC COARSE HSS HAND TAP SET 3

6H | DIN 352 | A | F

DIN	D 1 Ø Nominal	Thread	D2 Ø Shank	Square	L1 L. Overall	L2 L. Trimmed	Ref.
DIN 352	**M3**	0.5	3.5	2.7	40	11	832152
DIN 352	**M4**	0.7	4.5	3.4	45	13	832153
DIN 352	**M5**	0.8	6	4.9	50	15	832154
DIN 352	**M6**	1	6	4.9	50	16	832155
DIN 352	**M8**	1.25	6	4.9	56	22	832156
DIN 352	**M10**	1.5	7	5.5	70	24	832157
DIN 352	**M12**	1.75	9	7	75	29	832158
DIN 352	**M14**	2	11	9	80	30	832159
DIN 352	**M16**	2	12	9	80	32	832160
DIN 352	**M18**	2.5	14	11	95	40	832161
DIN 352	**M20**	2.5	16	12	95	40	832162

FIND IN THIS CATALOG
A SELECTION OF ROEBUCK
TAP AND DIE BOXES:

› SEE PAGE 102



Metric HSS tap and die set M3 - M20
Ref. 5103071

› SEE PAGE 102



Metric hss tap and die set M3 - M12
Ref. 5103072

› SEE PAGE 102



Metric drill, tap and die set M3 - M12
Ref. 7281149

METRIC COARSE HSS CIRCULAR SPLIT DIE

CUTLINE

NFE 74001

Diameter	Thread	Ø bore hole	Thickness	Ref.
M3	0.5	25.4	9	832166
M4	0.7	25.4	9	832167
M5	0.8	25.4	9	832168
M6	1	25.4	9	832169
M8	1.25	25.4	9	832170
M10	1.5	25.4	9	832171
M10	1.5	38.1	13	832172
M12	1.75	38.1	13	832173
M14	2	38.1	13	832174
M16	2	38.1	13	832175
M18	2.5	38.1	13	832176
M20	2.5	38.1	13	832177



DIE STOCK HOLDER

GISS

NFE 74001

DIN	Ø bore hole	Thickness	Length	Ref.
DIN 225	25.4	9	224	843717
DIN 225	38.1	14	315	843718



ADJUSTABLE TAP WRENCH

GISS

ISO 2568 NFE 66130

Diameter	Ref.
M1 to M10	828229
M4 to M12	828230



TAP WRENCH

GISS

Square drive adapter	Ref.
2-5	828234
4,6-8	828235



HOW SHOULD YOU CHOSE YOUR SAW BLADE?

JIGSAW BLADES

GISS	Name	Materials					Quality *			Teeth geometry **				Type of cut				
		Wood	Metal	Steel	Aluminum	**Thickness (mm)**	HSS	HCS	BM	Reverse gearing	Sharpened and side set teeth	Milled and side set teeth	Sharpened and stripped teeth	Right	Fine	Curve	Low-cut	Quick
854355	BI-METAL STAINLESS STEEL			X		**0,5 to 1,5**			X			X		X				
854363	WOOD HCS	X				**2 to 15**		X			X					X	X	
854357	METAL HSS		X			**0,5 to 1,5**	X					X		X				X
854359	ALUMINIUM HSS				X	**3 to 10**	X					X		X				
854361	METAL HSS CF		X		X	**1 to 3**	X					X		X	X			
854365	WOOD HCS CF	X				**3 to 30**		X					X	X	X			
854367	WOOD HCS DI	X				**3 to 30**		X		X				X				
854369	WOOD HCS CR	X				**5 to 60**		X					X	X				X

*****T shank, compatible with the following machines:** AEG - Black & Decker - Bosch - Dewalt - Festool - Hitachi - Makita - Metabo - Skil.

SABRE SAW BLADES

GISS	Name	Materials					Quality *			Teeth geometry **				Type of cut				
		Wood	Metal	Steel	Aluminum	**Thickness (mm)**	HSS	HCS	BM	Reverse gearing	Sharpened and side set teeth	Milled and side set teeth	Sharpened and stripped teeth	Right	Fine	Curve	Low-cut	Quick
854377	BM WOOD	X				**< 250**			X			X		X				X
854373	BM METAL		X			**3 to 8**			X			X		X				X
854371	HCS WOOD	X				**≤ 100**		X			X			X	X			
854375	BM METAL FA		X			**4 to 12**			X			X						X
854379	METAL AND WOOD	X	X		X	**<175**			X			X		X				

*****S shank, compatible with the following machines:** AEG - Black & Decker - Bosch - Dewalt - Flex - Hilti - Hitachi - Makita - Metabo - Milwaukee - Porter cable - Skil

*Quality

HSS High-speed high-quality tempered steel for cutting the hardest materials, such as ferrous and non-ferrous metals and aluminium.

HCS Carbon steel, designed for work with softer materials such as soft wood, finer panels or soft plastics.

BM Bi-metal, a very soft alloy of HSS and HCS for work under extreme stress. Particularly suitable for hard wood, abrasive wooden materials, hard plastic as well as harder materials such as non-ferrous metals and metal.

**Teeth geometry



Milled and side set teeth: A blade for relatively rough cutting and quick progression into soft and hard wood, aluminium, plastic and non-ferrous metals



Sharpened and side set teeth: A blade for rapid cutting of wood



Sharpened teeth with conical clearance: A thin back blade with conical clearance for chip discharge, for precise and clean cuts in wood and plastic



Reversed teeth: A blade with conical clearance for chip discharge, for precise and clean cuts in wood and plastic This type of blade produces fewer splinters



Always use protective goggles and gloves.
Check that the material you are cutting is fastened and that it cannot move during the cutting.

*****Registered trademarks**

STAINLESS STEEL BI-METAL JIGSAW BLADE

GISS

Uses:
For stainless steel thin sheets.
Configuration: Bi-Metal Blade
Milled teeth, set blade
Straight cut
Cutting thickness: 0.5 to 1.5 mm
Single Hook
Packaging: 3-piece case.



Working length (mm)	Step [mm]	Ref.
57	0,8	854355

HSS METAL JIGSAW BLADE

GISS

Uses:
For very thin sheets.
Configuration: HSS Blade
Milled teeth, set blade
Straight cut.
Cutting thickness: 0.5 to 1.5 mm
Single Hook
Packaging: 3-piece case.



Working length (mm)	Step [mm]	Ref.
67	0,7	854357

ALUMINIUM HSS JIGSAW BLADE

GISS

Uses:
For aluminium, alloy, copper/tin, fiberglass.
For thin and thick sheets (10 mm)
More profiled pipe (Ø<30mm)
Configuration: HSS Blade
Milled teeth, set blade
Straight and quick cut.
Cutting thickness: 3 to 10 mm
Single Hook.
Packaging: 5-Blade Case



Working length (mm)	Step [mm]	Ref.
74	3	854359

JIGSAW BLADE HSS CF METAL

GISS

Uses:
For aluminium and profiles.
For metal thin sheets.
Profiled hose, aluminium (Ø< 65mm)
Configuration: HSS Blade
Milled teeth, set blade
Straight and fine cut.
Cutting thickness: 1 to 3 mm
Single Hook.
Packaging: 5-Blade Case



Working length (mm)	Step [mm]	Ref.
106	1,2	854361

GISS



JIGSAW BLADE WOOD

Uses:
Softwood, plywood, chipboard, slatted panels, fibreboard.
Configuration: HCS Blade
Sharpened teeth, set blade
Dipping curved cut.
Cutting thickness: 2 to 15 mm
Single Hook
Packaging: 3 Blade Case

Working length (mm)	Step [mm]	Ref.
56	2	854363

GISS



JIGSAW BLADE WOOD HCS CF

Uses:
For soft wood, chipboard, slatted panels, fibre and plastic panels and PVC pipe (Ø>30mm)
Configuration: HCS Blade
Teeth sharpened, stripped
Straight and fine cut
Cutting thickness: 3 to 30 mm
Single Hook
Packaging: 5 Blade Case

Working length (mm)	Step [mm]	Ref.
74	2,5	854365

GISS



JIGSAW BLADE WOOD HCS DI

Uses:
For softwoods, chipboard, slatted panels, fibreboards, clean surfaces, and replaceable panels.
Configuration: HCS Blade
Reverse gearing
Straight cut
Cutting thickness: 3 to 30 mm
Single Hook
Packaging: 5 Blade Case

Working length (mm)	Step [mm]	Ref.
74	2,5	854367

GISS



JIGSAW BLADE WOOD HCS CR

Uses:
For soft wood, chipboard, slatted panels, fibreboard.
Configuration: HCS Blade
Teeth sharpened, stripped
Straight and quick cut
Cutting thickness: 5 to 60 mm
Single Hook
Packaging: 5 Blade Case

Working length (mm)	Step [mm]	Ref.
74	4 - 5,2	854369

SABER SAW BLADES WOOD HCS

GISS

Uses:
Timber, wood panels, medium particle boards (density 6-60 mm), plywood. Plastic material < 100mm.
Configuration: HCS Blade
Sharpened teeth, set blade
Straight and fine cut
Cutting thickness: up to 100 mm - Blade Thickness: 1.25 mm
Universal Grip
Packaging: 2 Blade Case



Working length (mm)	Step [mm]	Ref.
130	4,3	854371

SABER SAW BLADES DUAL METAL

GISS

Uses:
For thick sheets. Solid profile pipes (diam < 175mm)
Configuration: Bi-Metal Blade
Milled teeth, set blade
Straight and quick cut
Cutting thickness: 3 to 8 mm
Thickness of the blade: 0.9 mm
Universal Grip
Packaging: 2 Blade Case



Working length (mm)	Step [mm]	Ref.
206	1,8	854373

SABER SAW BLADE DUAL METAL FA

GISS

Uses:
For hard and heavy duty work. For thick sheets. Solid tubes and profiles with thick walls (diameter<175mm). Suitable for tube cut.
Configuration: Bi-Metal Blade
Milled teeth, set blade
Quick Cut
Cutting thickness: 4 to 12 mm-blade Thickness: 1.6 mm
Universal Grip
Packaging: 2 Blade Case



Working length (mm)	Step [mm]	Ref.
206	2,5 - 3,2	854375

SABER SAW BLADE DUAL METAL BI

GISS

Uses:
Hardwood, softwood, particle board (<250mm). Glass fibre reinforced plastics (<60mm)
Configuration: Bi-Metal Blade
Milled teeth, set blade
Straight and quick cut
Cutting thickness: <250 mm - Blade Thickness: 1.25 mm
Universal Grip
Packaging: 2 Blade Case



Working length (mm)	Step [mm]	Ref.
280	4,3	854377

GISS

SABER SAW BLADES METAL AND WOOD DUAL METAL FA



Uses:
For hard and heavy duty work. For wood with nails and metal. Metal sheets, pipes, aluminium profiles (3 to 12 mm). For pallet repair.
Configuration: Bi-Metal Blade
Milled teeth, set blade
Straight cut
Cutting thickness: <175mm
Thickness of the blade: 0.9 mm
Universal Grip
Packaging: 2 Blade Case

Working length (mm)	Step [mm]	Ref.
206	2,5	854379

GISS

SET OF METAL AND WOOD JIG SAW BLADES



10-Blades, HSS and HCS assortment:
2 Wood Jigsaw Blades HCS CF
2 Wood Jigsaw Blades HCS CR
2 HCS Wood Jigsaw Blades
2 Metal HSS Jigsaw Blades
2 Aluminium HSS Jigsaw Blades

Parts	Ref.
10 Blades	854381

› SEE PAGE 1037



Safety goggles range

› SEE PAGE 1054



Hand protection range

BRUSH CUT, TWISTED WIRE, FOR USE WITH ANGLE GRINDER

GISS

For large jobs and the treatment of large surfaces: carding, deburring, scaling.
Thread: M14 x 2 mm
Height of wire (mm): 20



Wire	Wire diameter (mm)	Brush diameter (mm)	Speed (RPM)	Ref.
Twisted Steel	0,5	80	8500	787582

CUTTING BRUSH, CORRUGATED WIRE, FOR USE WITH ANGLE GRINDER

GISS

Brush designed to:
-Easy cleaning.
-Treat large surfaces.
-Repolishing, cleaning, carding, deburring.
Thread: M14 x 2 mm
Height of wire (mm): 25



Wire	Wire diameter (mm)	Brush diameter (mm)	Speed (RPM)	Ref.
Brass	0,3	80	8500	787584

TAPERED BRUSH, CORRUGATED WIRE, FOR USE WITH ANGLE GRINDER

GISS

Brush for all difficult brushing operations.
Its conical shape allows it to reach places that are not easily accessible.
Thickness: 10 mm
Thread: M14 x 2 mm
Height of wire (mm): 20



Wire	Wire diameter (mm)	Brush diameter (mm)	Speed (RPM)	Ref.
Corrugated Steel	0,3	100	12500	787586

GISS



TAPERED BRUSH FOR GRINDER, STAINLESS STEEL WIRE

Brush for all difficult brushing operations, ideal for working in hard-to-reach areas thanks to its conical shape.
Uses: deburring, carding, removal of lacquer and rust, descaling, debuffing, cleaning.
Thickness: 20 mm
Thread: M14

Wire	Thread diameter (mm)	Brush diameter (mm)	Speed (RPM)	Ref.
Stainless steel	0,3	100	12500	840380

GISS



+ Aggressive brush

CIRCULAR BRUSH, CORRUGATED WIRE, FOR STATIONARY MACHINES

Universal brush for routine brushing work.
Max boring mm: 31.75 mm
Thickness: 25 mm
Supplied with bore rings.
Wire outlet (mm): 38

Wire	Thread diameter (mm)	Brush diameter (mm)	Speed (RPM)	Ref.
Corrugated Brass Steel	0,3	200	4500	787594

GISS



GRINDER CIRCULAR BRUSH, CORRUGATED STAINLESS STEEL WIRE

Universal brush with medium density padding. For all medium brushing work. These brushes mounted on several rows are optimal for the treatment of large surfaces because of their wide brushing width.
Uses: deburring, removal of lacquer, descaling, debuffing, cleaning.
Thickness: 20 mm
Bore: 31.75 mm
Wire outlet (mm): 38
Supplied with bore rings (12,7 by 2; 15, 875 by 2; 19,05 by 2; 22,225 by 2; 25,4 by 2)

Wire	Thread diameter (mm)	Brush diameter (mm)	Speed (RPM)	Ref.
Stainless steel	0,2	200	4500	840376

CIRCULAR BRUSH, TWISTED WIRE, FOR DRILLING MACHINE

GISS



Very aggressive brush for intensive use at high speed.
Wire outlet (mm): 18

Wire	Thread diameter (mm)	Brush diameter (mm)	Speed (RPM)	Ref.
Twisted Steel	0,5	75	20000	787590

CIRCULAR BRUSH, CORRUGATED WIRE, FOR DRILLING MACHINE

GISS



Medium density filling for light and medium applications.
Rod Ø: 6 mm
Thickness: 17 mm
Wire outlet (mm): 15

Wire	Wire diameter (mm)	Brush diameter (mm)	Speed (RPM)	Ref.
Corrugated Steel	0,3	70	15000	787588

+ For varnish removal, dull rubbing and cleaning

PENCIL BRUSH, CORRUGATED WIRE, FOR DRILLING MACHINE

GISS



Uses:
Removal of burrs, paint and coatings.
Suitable for high speed electric drills and tools.
Rod Ø: 6 mm
Height of wire (mm): 25

Wire	Thread diameter (mm)	Brush diameter (mm)	Speed (RPM)	Ref.
Corrugated Steel	0,3	25	18000	787592

BRUSH ON STAINLESS STEEL WIRE ROD

GISS



Ideal brush for removing burrs, slag, scale, rust, coatings, rubber, incandescent residues and other dirt in hard-to-reach areas.
Uses: deburring, carding, lacquer and slag removal, scaling, de-scaling, etching, cleaning.
6 mm Rod
Height of wire (mm): 25

Wire	Thread diameter (mm)	Brush diameter (mm)	Speed (RPM)	Ref.
Stainless steel	0,3	25	15000	840386

› SEE PAGE 768



Universal wire brush brass wire magnetic
Ref. 787576

GISS



CIRCULAR BRUSH ON ROD, TWISTED STAINLESS STEEL WIRE

Aggressive brush for intensive use at high circumference speed.
Uses: deburring, lacquer removal, rust and slag removal, scaling, de-scaling, etching, welding cleaning.
Rod: 6 mm
Wire outlet (mm): 18

Wire	Thread diameter (mm)	Brush diameter (mm)	Speed (RPM)	Ref.
Stainless steel	0,5	75	20000	840388

GISS



+ Ideal for places that are difficult to access

CIRCULAR BRUSH ON ROD, CORRUGATED STAINLESS STEEL WIRE

Use in hard to reach places.
Medium density filling for light and medium applications.
Uses: deburring, carding, lacquer and slag removal, scaling, etching, cleaning, for homogeneous shiny surfaces.
6 mm Rod
Thickness 18 mm
Wire outlet (mm): 15

Wire	Thread diameter (mm)	Brush diameter (mm)	Speed (RPM)	Ref.
Stainless steel	0.3	70	15000	840378

GISS



HOLE SAW

Hole saws HSS bimetal.
Material: Metal, stainless steel, aluminium, plastic, wood....
Excellent life span compared to standard cylinder saw.
Cutting depth: 41mm
Available in 14 dimensions

Diameter (mm)	Ref.
19	865607
22	865608
25	865609
29	865610
32	865611
35	865612
38	865613
40	865614
44	865615
51	865616
57	865635
67	865617
68	865618
76	865619
Shaft for saws from 14 to 30 mm	865621
Shaft for saws from 32 to 152 mm	854337
Shaft for saws from 32 to 210 mm	865622

HOLE SAW SETS MAINTENANCE

GISS

Ultra rigid maintenance set with zip closure.
Contents:
-11 hole saws 19, 22, 25, 29,32,35,38,44,51, 68, 76
-2 Mounting shafts 14-30 mm and 32-210 mm

Number of pieces	Ref.
13	865601





PLUMBERS HOLE SAW SET

GISS

Ultra rigid plumber's box with zip closure.
Contents:
- 6 hole saws 19, 22, 29, 38, 44, 57
-2 Mounting shafts 14-30 mm and 32-152 mm

Number of pieces	Ref.
8	865603





ELECTRICIANS HOLE SAW SET

GISS

Ultra rigid maintenance set with zip closure.
Contents:
- 6 hole saws 22, 29, 35,44,51,68
-2 Mounting shafts 14-30 mm and 32-152 mm

Number of pieces	Ref.
8	865605





Roebuck



+ Automatic tape blocking.

MEASURING TAPE

MID 2014 32UE - Class II

Ergonomic dual-material housing-lacquered steel.
Automatic tape blocking.
Nylon tape, matt finish.
2 Rivets Assembly.
Belt clip + wrist strap.

Length (m)	Width (mm)	Ref.
3	16	867680
5	19	867681
8	25	867682

Roebuck



MEASURING TAPE

MID 2014 32UE - Class II

Ergonomic bi-material casing.
Non-slip coating all around the meter.

Double push button, one on the front and the second below: speed and optimised ease of use

Automatic tape blocking.
Nylon tape, matt finish. White colour anti-reflection

Magnetic bracket and grooved for optimal fixation on a large number of surfaces

Belt Clip + rubber wrist strap

Length (m)	Width (mm)	Ref.
3	16	867684
5	19	867685
8	25	867686

Roebuck



MEASURING TAPE

MID 2014 32UE - Class II

Ergonomic bi-material casing.

Double scale:
- Horizontal recto
-Front to vertical

Automatic tape blocking.
Nylon tape, matt finish. White colour anti-reflection

Magnetic bracket and grooved for optimal fixation on a large number of surfaces

Belt Clip + rubber wrist strap

Length (mm)	Width (mm)	Ref.
3	16	867688
5	19	867689
8	25	867690

MEASURING TAPE

Roebuck

Ergonomic dual material casing.
Yellow anti-reflective nylon ribbon.
2-rivet assembly.
Belt clip

Length (m)	Width (mm)	Ref.
2	16	6906321



STAINLESS STEEL TAPE MEASURE

Roebuck

Ergonomically designed stainless steel housing with black rubber for better grip.
Yellow nylon ribbon
Double-lock button.
Strap

Length (m)	Width (mm)	Ref.
3	16	5045090
5	19	5045091
8	25	5045092



› SEE PAGE 530



Mobile tool chest Ref. 7850933

Roebuck NEW



FIBREGLASS LONG TAPE MEASURE

Class II

Description:

Y-shaped ribbon holder frame
Large handle with non-slip rubber grip
Folding winding crank with triple reduction

Anti-UV treated glass fibre tape with fixing ring and retractable hook.

Length (m)	Width (mm)	Ref.
20	13	879657
30	13	879658
50	13	879659

Roebuck NEW



LONG BOX-TYPE TAPE MEASURE

Class II

Description:

Impact-resistant ABS case
Large handle with non-slip rubber grip
Folding winding crank with triple reduction

Steel ribbon:
- Anti-corrosion treatment
- With fixing ring and retractable hook

Length (m)	Width (mm)	Ref.
30	13	879661
50	13	879662

Roebuck



2M WHITE FOLDING RULE

Class III

Wood material, allowing flexibility and strength.
Good resistance to moisture distortion.
2-sided engraving in millimetres on both edges.
Class III, Precision tolerance: +/-1.4 mm

Length (m)	Width (mm)	Ref.
2	16	867691

POLYAMIDE FOLDING RULE

Roebuck

EC-class III

Polyamide reinforced with glass fibre for greater rigidity and abrasion resistance.
Double-sided engraving in millimetres on both edges.

Length (m)	Width (mm)	Ref.
2	15	6909545



LEVEL

Roebuck

Accuracy of 0.5 mm per metre
2 acrylic Plexiglas vials (0° + 90°)
Great resistance to distortion
Flat countersunk soleplate
Aluminium cast iron

Length (mm)	Height (mm)	Ref.
400	47	864587
500	47	864588
600	47	864589



MAGNETIC LEVEL

Roebuck

Shock resistant level. 4-point magnetic sole treated and ironed out.
Magnets screwed to the sole.
2 horizontal / vertical bubble vials.
Acrylic film block: antireflective. Shock-resistant.
Epoxy Paint: Abrasion and weather resistance.
Accuracy 0.5 to 1 mm/m.

Length (mm)	Ref.
400	852001
600	852002





\+ Magnetised base for fixing

What you need to know

MEASUREMENT AND CONTROL GISS

Measuring and control devices are essential tools and in different areas such as construction, repair,maintenance of electrical / electronic appliances and installations

GISS's new measuring instrument range gives you safety and reliability.
All GISS products are compliant with international safety norm IEC 61010 pertaining to electric measuring and testing devices.
Grouped in 3 categories, our measurement instruments are clearly defined by the product domain to which they are related.

CAT II

- Appliances, portable tools and other domestic devices or similar, which are directly connected to low voltage source.
- Power sockets and long power networks.

CAT III

- Equipment used with fixed installations, such as switchgear and three-phase motors.
- Industrial power supply installations.
- Power supply and small networks, distribution panel devices.
- Lighting systems in large buildings.
- Sockets for appliances with short connections at the electrical service entrance

CAT IV

- The low voltage connection on the electrical network at the origin of the installation.
- Electrical counters, over current protection equipment
- External part of the building, service entrance, service line between the pole and the building, the circuit between the counter and the panel
- Aerial line to isolated buildings, buried line to the well pump

All equipment in the GISS ELECTRICAL MEASUREMENT range are guaranteed for 5 years.

giss measurement and testing



Measurement and testing equipment are indispensable in various domains, such as construction, repair, servicing of electrical and electronic appliances and installations.

NON CONTACT VOLTAGE TESTER

GISS

Standard IEC/EN 61010-1 (DIN VDE 0411)

Non-contact voltage tester detecting voltage conductors from 12V, among others, in low-voltage systems (cable breakage, defective bulb...)

Tester also equipped with an LED flashlight and belt clip. Batteries included

Indicator: Optics + Vibrator
Range of measurement: 12-1000V
LED Flashlight: YES
ABS plastic case resistant to shocks and breakages
Dimensions: 160 x 25 mm
Weight: 45 g
Power supply: 2 x 1.5v AAA Micro, LR03

WARRANTY 5 YEARS

Ref.
860229



+ Indicator per indicator light and buzzer

MULTIMETER

NEW GISS

Standard IEC/EN 61010-1, IEC/EN 61010-2-033-CAT III 600V

Multimeter with a easily-readable backlit LCD display.
Measurement lines, carrying case, temperature probe, batteries included.

Indicator: 40mm illuminated LCD
Diode testing: YES
Continuity tester: YES
Temperature measurement: -20 -1000°C with K-type probe
Maximum input voltage: 600V AC/DC
Input impedance > 7.5 MΩ, Typ. 10MΩ (AC V & DC V)
Fluctuation margin of the alternative voltage: 50 - 400Hz
Frequency measuring range: 10 Hz – 10 MHz
Capacity Measuring range: Up to 20 µF
600mA (self-adjusting) 10A/690 V circuit breaker (FAST)
Operating temperature range: 0 - 40°C (32 - 104°F)
Storage temperature range: - 10 - 50°C (14 - 122°F)
Category of preload: CAT III 600V
Dimensions: 183 x 95 x 50 mm
Weight: 410 g (with batteries)
Power supply 2 x 1.5 V AA

5-YEAR WARRANTY

Ref.
873171



GISS



TWO POLE VOLTAGE TESTER

En 61243 Standard – 3:2010 - CAT IV 1000V

Sturdy and safe device. Convenient one-handed handling.
High degree of security: CAT IV, 1000V.
Also suitable for measurements on hybrid and electric vehicles, as well as photovoltaic installations.

Batteries included.

Indicator: LED Optics
Measuring range selection: automatic
Voltage range: 6 – 1000V AC , 6 – 1000V DC
Overvoltage category: CAT IV 1000V
Continuity check: 0-50 KΩ with optical/audible signal
Phase indicator: > 100V AC
Phase 1 Pole control: YES
Bipolar control of the rotating magnetic field: YES
Control Test FI/RCD 30mA at 230v AC using 2 keys
Diode testing: YES
Polarity: Yes (+/-LED)
Indicator: Optical, sound and vibrating PELV
Measuring point illumination: White LED
Automatic stop: YES
Guard: IP65
Dimensions: 300 x 75 x 20 mm
Weight: 270 g
Power supply: 2 x 1.5v AAA (voltage display possible without batteries)

WARRANTY 5 YEARS

Ref.
860231

GISS NEW



TWO-POLE LCD MULTI TESTER

Standard EN 61243-3:2014 - CAT IV 1000V

Easy to use (can be used one-handed); voltage checks can be carried out risk-free for the user. Also suitable for taking measurements on hybrid and electric vehicles, as well as on photovoltaic installations.

Large illuminated LCD screen
Voltage display up to 1000 V AC and 1400 V DC
Resistor measurement 10 up to 199.9 kΩ
Display of frequencies up to 500 Hz
T-RMS measurement method for non-sinusoidal voltage (Industry)
Indicator: Optics, LCD screen
Measurement range selection: Automatic
Tension range: 3-1000 VAC (T-RMS/RMS), 4-1400 V DC
Category of preload: CAT IV 1000 V
Resistor measurement: 10 - 199.9 kΩ
Continuity check: 0-10kΩ, with audible signal
Frequency display: 0-500 Hz
Phase indication: > 100 Vac
Phase 1 control: YES
Bipolar control of the rotating magnetic field: YES,> 200 Vac
Control test FI / RCD 30mA at 230 V AC with two keys
Polarity: YES (- on the LCD screen)
Indicator: TBT Optical and vibrate
Measuring point illumination: White LED
Automatic shutdown: YES
Adapter for 4mm test point: To screw
Protection: IP65
Dimensions: 300 x 75 x 20mm
Weight: 270 g
Power supply: 2 x 1.5 V AAA (voltage display also possible without batteries)

5-YEAR WARRANTY

Ref.
873165

CLAMP-ON AMMETER

GISS

Standard: EN61010-2-032 (VDE 0411-2-032) - CAT III 600V

Numerous functions such as manual or automatic selection of the measuring range, illumination of the measuring point, large 4-digit display, frequency measurement and sampling frequencies, T-RMS measurement procedure for non-sinusoidal voltages.



Indicator: 4-digit LCD
Input resistance: 10 MΩ
Sampling frequency: 10 – 95%, +/- 3,0%, > 1 A AC rms
Frequency range: 10 at 1 kHz
Capacity Measuring range: Up to 60 mF
Diode test (min resolution 1 mV): test current approx. 1 mA, test voltage approx. 3.3V
Continuity test sound signal in case of resistance: < 30Ω
Selecting the measuring range: Automatic or Manual
Measuring point illumination: LED
Data Hold Function: YES
Overvoltage category: CAT III 600V
Dimensions: 220 x 75 x 35 mm
Weight: 340 g
Power supply: 3 x 1.5 V AAA, LR03

WARRANTY 5 YEARS

Ref.
860237

INFRARED THERMOMETER

GISS

Device with memory values Min / Max with alarm function, adjustable emissivity and calculation of the mean value.
With a K-type sensor connection, it is suitable for use in industrial environments, automotive workshops, heating, cooling and air-conditioning systems and for electricians.



Probe K (measuring range from -50°C to + 200°C), batteries and carrying bag included.

Indicator: Backlit LCD
Detector: Thermophilic
Measuring Optics 12:1
Laser pointer: to activate
Range of measurement: -60 - 500°C, -76 - 932°F infrared
-64 - 1400°C, -82.3 - 1999°F with K sensor
Emissivity: Preset on 0.95 but adjustable from 0.10 to 1.00 (per bearing of 0.01)
Resolution: 0,1° (-9,9 – 199,9°)
Response time: < 0.5s
Automatic stop: After 10s
Data Hold Function: YES
Operating temperature: 0 - 50°C, 32 - 122°F
Air Humidity: 10-90% RH
ABS plastic case resistant to shocks and breakages
Dimensions: 49 x 133 x 146mm
Weight: 222 g
Power supply 2 x 1.5v AAA, LR03

WARRANTY 5 YEARS

Ref.
860235

GISS



RANGEFINDER

Standard: EN60825-1

Devices for accurate measurements up to 30 m (0.05 to 30 m).

Measurement accuracy: +/-2 mm
Unit of measure: m, in, ft
Laser class II
Protection class: IP 52
Automatic stopping of the laser after 20s, and total shutdown of the device after 5 min.
Dimensions (WxHxD): 38x148x20 mm
Weight (g): 111 (with batteries)
Power supply: 3V, 2x Micro, LR03/AAA

In addition to unique measurements, this rangefinder allows the display of:
- Continuous measurement
- Surface measurement
- Pythagoras function
- Volume measurement (content)
- Indirect measurement (height)

It is also equipped with an Addition/subtraction function

Batteries included.

WARRANTY 5 YEARS

Ref.
862415

GISS NEW



60M LASER RANGE FINDER

Standard: EN 60825-1

Reliably measure distances up to 60 m

It has an LCD screen with perfectly readable backlight and turns off automatically when not in use.

Allows:
- Addition / Subtractions
- Volumes and surface
- Pythagorus
- Height based on an indirect measurement process
- Continuous measurement

Indicator: Backlit LCD screen
Measurement range: 0.05 - 60m
Measurement accuracy: +1.5mm
Resolution: 1mm
Measurement Units: metres, inches, feet
Automatic shutdown after approx. 180 secs.
Protection index: IP20
Dimensions: 124x49x27mm
Weight: 130g
Power supply: 2x1.5V AAA, LR03
Case included

5-YEAR WARRANTY

Ref.
873167

DIGITAL WALL SCANNER

NEW GISS

Enables reliable control of obstructions on drilling points.

Contrast backlit LCD display
Automatic calibration

Convenient LED display enables easy tracking that is accurate to the millimetre, in seconds

Detection of:

- Ferrous and non-ferrous metals
- Wood
- Voltage lines

Indicator: Acoustic and optical on a contrasting, backlit LCD display
Scanner depth:
- 80mm - ferrous metals
- 60mm - non-ferrous metals
- 22mm - wood
- 50mm - conductor lines
Automatic calibration: YES
Automatic shutdown: YES
Protection index: IP20
Dimensions: 145x68x25mm
Weight: 160g
Power supply: 1 9V battery

Bag included

5-YEAR WARRANTY



Ref.
873169

TRACING POWDER

GISS

Vial of 113 grams

Colour	Ref.
Blue	845100
Red	845101
Yellow	845102



MASON PLUMBLINE

GISS

Steel.
Equipped with a counterweight. 2,5 m string

Weight (g)	Ref.
400	845249



GISS

STAINLESS STEEL RULER



Standard: CEE classe II

Matt, semi-rigid appearance.
Thickness: 0.01 mm.
1mm/ 1/2mm type B

Length (mm)	Width (mm)	Ref.
100	13	865226
150	13	796998
200	13	796999
250	13	797000
300	13	797001
500	20	865227
1000	25	865228

GISS

FLANGED PRECISION SQUARE



Standard: DIN 875/II
For plotting and right-angle checking.
Milled steel.
Faces and sides entirely straightened.
Precision: 1/25th

Ref.
797003

GISS

STRAIGHT SQUARE JOINER



Straight square with tab and stainless steel blade.
Heel profile aluminum.

Ref.
797005

GISS

DIVIDER



Knurled Knob Adjustment.
Matt chromium-plated carbon steel.
Hardened fine tips.

Length (mm)	Opening (mm):	Ref.
150	150	852004
200	200	852005
250	250	852006

GISS

SCRIBER



Standard: NFE 71-211

Right and elbow-tipped tungsten carbide.

NFE 71-211

Length (mm)	Diameter (mm)	Ref.
185	4	733700

INSIDE CALIPERS

Roebuck

Conventional European Design with tapered flat section arms. Bright finish. All over including alloy steel spring. Solid nut adjustment. Dividers have hardened point.

Dimensions	Ref.
150mm	4971541



FEELER GAUGES SETS

Roebuck

Precision ganges with taper steel blades, hardened and polished. Each blade is marked with size and folds into polished metal case.
100MM / 4".
13 pcs.

Dimensions	Contents	Ref.
100mm	0.05, 0.1, 0.15, 0.2, 0.25, 0.3, 0.4, 0.5, 0.6, 0.7, 0.8, 0.9, 1.0mm	4972095



FEELER GAUGE

Roebuck

Precision gange with 13 taper steel blades, hardered and polished. Each blade is marked with size. Supplied on a metal ring.
300MM / 12".

Dimensions	Contents	Ref.
300mm	0.05, 0.1, 0.15, 0.2, 0.25, 0.3, 0.4, 0.5, 0.6, 0.7, 0.8, 0.9, 1.0mm	7747409



FEELER GAUGE

GISS

Precision gauge with 18 taper steel blades, hardened and polished. Each blade is marked with size and folds into polished case.
100MM / 4".
18 pcs.

Length (mm)	Ref.
100	827975



GISS



VERNIER CALIPER 1/ 50

Chrome-plated steel double-sided nose 150x40 mm
200 mm chrome-plated stainless steel control panel (mm and mm-R/V).
Depth gauge.
Nose length: 18.6 mm. ABS case.

Capacity (mm)	Resolution (mm)	Ref.
150	0.02	787498

GISS



MECHANICAL CALIPER

Supplied with case.

ISO 13385-1

Capacity (ml)	Resolution (mm)	L. of noses (mm)	Ref.
0 to 150	0.02	40	865146
0 to 200	0.02	50	865147

GISS



DIGITAL STAINLESS STEEL CALIPER

Dimensions: 150x40 mm
IP54 protection: Resistant to oil and water splash.
Reading 1/ 100 with depth gauge.
Screen dimensions: 30x13 mm
3 ratchet buttons: On, Off, reset.
Retains floating Zero.
Nose Length: 40 / 25 mm
Storage of the last measurement.
Engraved identification number.
ABS case, delivered with 2 batteries.

IP54

Capacity (mm)	Resolution (mm)	Ref.
0 à 150	0.02	787496

CUTLINE



MECHANICAL SCRIBER GAUGE WITH DOUBLE COLUMN DIAL

Capacity (ml)	Resolution (mm)	Ref.
0 to 300	0.01	831477
0 to 600	0.01	831478

PROBE COMPARATOR

Brass housing. Matt chrome-plated finish.
Flat back. Stainless steel rod treated diameter 8h6.
Easy to reset. Supplied in flat back + ear back

ISO 463

Resolution (mm)	Stroke (mm)	Ø dial (mm)	Ref.
0.01	0 to 10	58	864919



CUTLINE

LEVER COMPARATOR

Brass housing. Matt chrome-plated finish.
Ball diameter 2mm length 13.5mm.
Including connectors D.6 mm + D.8 mm.

DIN 2270

Resolution (mm)	Stroke (mm)	Ø dial (mm)	Ref.
0.01	0.8	30	864921



CUTLINE

SLIDING COMPARATOR HOLDER

Universal flange for 6 and 8 diameters.
Fine tuning.

Attraction force (N)	Base dimensions (mm)	Arm length (mm)	Ref.
800	60x50x55	176+150	865084



GISS

HINGED COMPARATOR HOLDER

Universal flange for 6 and 8 diameters. Fine tuning;

Attraction force (N)	Base dimensions (mm)	Arm length (mm)	Ref.
800	60x50x55	290	865082



GISS

HINGED COMPARATOR HOLDER

Universal flange for 6 and 8 - 3/8'' and dovetail connector. Fine tuning. Cam locking.

Attraction force (N)	Base dimensions (mm)	Arm length (mm)	Ref.
320	40x30x35	107	865086
800	60x50x55	211	865088



CUTLINE

This is what makes it different **from others**

GISS ELECTRICAL TOOLS RANGE

What is VDE: VDE is a control and certification organisation recognised nationally and internationally.
Electrical appliances are evaluated by the organisation, for safety, electromagnetic compliance and other features.

VDE logo certifies device's conformity with the organisation's requirements.

Double triangle + voltage range: Indicates that the given products are suitable for electrical work.

AC 1000V
IEC 60900:2004

IEC : Electrical appliances bearing this logo have been awarded approval of the organisation, having passed the necessary testing and checks, which certifies their compliance with their safety and protection standards.

What you need **to know**

SAFETY NOTICE:

- **Use adequate personal protection equipment**
- **Check your tools before using them. If you find any damage, replace them**
- **Disconnect supply of power to those parts of the installation on which you will be working**
- **Ensure power cannot be re-connected**
- **Isolate and protect adjacent equipment from the work area**

› SEE PAGE 741



Non contact voltage tester Ref. 860229

› SEE PAGE 742



Two pole voltage tester Ref. 860231

VDE INSULATED 1000V SLOTTED SCREWDRIVER

Roebuck



Standard: Din 7437 DIN 5264 ISO 2380
VDE and GS certified

For all electrical applications up to 1000 v AC
Hardened chromium vanadium molybdenum steel blade, black finish.
Multi component ergonomic handle with anti-slip protection.
German made.

AC 1000V
IEC 60900:2004

Size (mm)	Length (mm)	Ref.
2,5	75	880437
3	100	827106
3,5	100	880438
4	100	827107
5,5	125	827108
6,5	150	827109

+ Isolation directly moulded on blade
Excellent torque application

VDE INSULATED 1000V PHILLIPS SCREWDRIVER

Roebuck



Standard: DIN 7438 ISO 8764
VDE and GS certified

For all electrical applications up to 1000 v AC
Steel blade dipped in chromium vanadium molybdenum, black finish.
Multi component ergonomic handle with anti-slip protection.
German made.

AC 1000V
IEC 60900:2004

Size (mm)	Length (mm)	Ref.
PH 1	80	826505
PH 2	100	826506

+ Isolation directly moulded on blade
Excellent torque application

VDE INSULATED 1000V POZIDRIV SCREWDRIVER

Roebuck



Standards: DIN 7438 ISO 8764
VDE and GS certified

For all electrical applications up to 1000 Vac
Tempered chrome vanadium molybdenum steel blade, black finish.
Multi-component ergonomic handle with non-slip protection.
German manufacture

AC 1000V
IEC 60900:2004

Size (mm)	Length (mm)	Ref.
PZ.1	80	880443
PZ.2	100	880444

6 PIECE VDE INSULATED SCREWDRIVER 1000V SET

Roebuck



Standard: DIN 7437/DIN 5264/ISO 2380/DIN 7438/ISO 8764
Certified VDE and GS

Contents:
- 4 screwdrivers Slotted: 3 x 100 - 4 x 100 - 5.5 x 125 - 6.5 x 150
- 2 Phillips screwdrivers: PH 1 x 80, PH 2 x 100.

AC 1000V
IEC 60900:2004

Number of pieces	Contents	Ref.
6	Phillips® - Slot	826579

+ Isolation directly moulded on blade
Excellent torque application

GISS



UNIVERSAL KEY

For cabinet, electric box and gas locking system.
For technical installations such as air conditioning, ventilation, grid connections.
Key equipment:
- Square 5/6/8 mm
- Triangle 9 mm
- Peak Shank Ø 9 mm
- Reversible tip to insert 1.0x7 mm flat and PH2 imprint.

Adapter for 1/4'' end caps and fixing chain.

Number of pieces	Ref.
5	845349

GISS



UNIVERSAL INTERVENTION KEY

For all standard closure systems.
Key equipment:
- Square 5/7/8 mm
- Triangle 9-10 mm
- Stepped square 6/7/8/9 mm
- Reversible tip to insert 1.0x7 mm flat and PH2 imprint.

Adapter for 1/4'' end caps and fixing chain.
Additional nozzle Housing 1/4''.

Number of pieces	Ref.
5	845353

GISS



COMPACT UNIVERSAL KEY

For locking systems in electrical engineering, gas and water supply, air-conditioning and ventilation systems.
9 different closures in one key:
- 5/6/7-8/9-10 mm
- 7/8-9/10-11 mm
- 3.5 mm
- 6 mm

30 cm removable chain and carabiner.

Ref.
847774

GISS



POLY UNIVERSAL KEY

For cabinets, electrical cabinets, closure systems in electrical engineering, gas and water supplies, technical installations.
Equipped with an LED lamp that allows use in dark places. Pen shape and clip for easy storage and transport.
Key equipment:
- 6/ 7/ 8 mm
- 9mm
- 3/ 5mm

- 1 magnetic tip holder 1/4'', 1 reversible tip: slot: 1.2 x 7 mm, and PH N° 2

Ref.
855897

5-DIE UNIVERSAL CRIMPING PLIERS

Roebuck

5 different types of lugs to cover all your crimping applications.
Rapid change of a die in 5 seconds.
Automatic Die Engagement System.
Ease of use thanks to a carefully designed centre of gravity, angled head and ergonomic handles.
Automatic declutching of the clamp for better crimping.
Constant crimping quality thanks to the precision profiles and the blocking.
Chromium-vanadium steel, oil-soaked and tempered.
Crimping pressure set and calibrated at the factory, adjustable.
Brillant head and bi-material handles.
Storage (5 dices) with fastening clip belt.
Contents:
Non-insulated splice connectors: 0.5-1.5/1.5-2.5/4.0-6.0/et + 6.0-10.0 mm^2 (20-8 AWG)
Uninsulated lugs with open barrels: 0.5-6,0 mm^2 (20-10 AWG)
Preinsulated lugs: 0.5-6.0 mm^2 (20-10 AWG)
Cable tips: 0.25 to 6.0 mm^2 (24-10 AWG)
Cable tips: 10/ 16/ 25 mm^2 (8-4 AWG)
German made.

Number of pieces	Ref.
5	845359



+ Strength ratio improved of 35% better than regular crimping pliers

CRIMPING PLIER

Roebuck

For cutting and stripping cables and crimping insulated and non-insulated lugs.
Copper and brass rod cutting function M 2.6-3.0-3.5-4.0 and 5.0 mm.
18-10 (AWG)
Brillant head. PVC Sheathed Branches.
Application: Insulated lugs and connectors.
236 grams.

Weight (g)	Ref.
236	845343



CRIMPING PLIERS AND SET OF CRIMPING LUGS

Roebuck

Contents:
-1 box of insulated lugs.
-1 crimping pliers.

Ref.
860247



Roebuck



SET OF 415 PRE-INSULATED LUGS

Set consisting of 18 preinsulated lug compartments.

Dimensions (mm)	Number of pieces	Ref.
395x305x60	415	860239

Amount	Type of lug	Size (mm)
30	Red pre-insulated round lug	4
30	Red pre-insulated round lug	5
25	Red pre-insulated round lug	6
25	Blue pre-insulated round lug	4
25	Blue pre-insulated round lug	5
25	Blue pre-insulated round lug	6
15	Yellow pre-insulated round lug	6
15	Yellow pre-insulated round lug	8
30	Pre-insulated terminal red fork	4

Amount	Type of lug	Size (mm)
20	Pre-insulated terminal blue fork	5
25	Red Female flat clip fully insulated	6,3x0,8
25	Blue insulated female flat clip	6,3x0,8
15	Yellow insulated female flat clip	6,3x0,8
25	Red pre-insulated male Flat plug	6,3x0,8
25	Red pre-insulated Female flat clip	2,8 x 0,5
20	Red Insulated Stop Sleeve	-
20	Blue Insulated Stop Sleeve	-
20	Pre-insulated female clip with blue male return	6,35x0,8

Roebuck







+ Optimized power transmission.

VDE INSULATED 1000V MULTI PURPOSE CUTTING PLIERS 25°

Standards: DIN ISO 5746/EN and IEC 60900 : 2004
VDE et GS certified

Pliers increase the force of pressure.
Optimized power Transmission.
Induction treated 60 HRC cutting edges.
6-Function Pliers:
-Cutting pliers up to 2.0 (piano string).
-Stripping pliers of 1.5 and 2.5 mm^2
-Crimping pliers for the 1.5 and 2.5 mm^2 bits
-Pliers to cut the threaded screws of 3.5 and 4 mm
-Cable pull and loop clamp 4.5 and 6 mm
-Fine-nose pliers for precision cutting at the front.
-Finish: Chrome plated.
German made.
1000V VDE Approved.

DIN ISO 5746/EN | IEC 60900: 2004

Length (mm)	Ref.
180	840526

› SEE PAGE 529



PRATIK MOV+ large wheeled trolley organiser
Ref. 862109

VDE COMBINATION PLIER WITH CUTTER

Roebuck



Standards: DIN ISO 5746, IEC 60900:2004
VDE and GS certification

Cutting capacity of up to 2.8mm (medium wires).
Chrome finish.
German manufacture.
1000V VDE Approved.

DIN ISO 5746 IEC 60900: 2004

Length (mm)	Ref.
160	5073392
180	5073393
200	5073394

VDE DIAGONAL CUTTER FOR MEDIUM HARD WIRE

Roebuck



Standards: DIN ISO 5749, IEC 60900:2004
VDE and GS certified

Maximum diameter of cutting medium to hard wires: 2.8mm
Chrome finish.
German manufacture.
1000V VDE Approved.

DIN ISO 5749 IEC 60900: 2004

Length (mm)	Cutting capacity medium wires 750-800 N/mm²	Cutting capacity hard wires 1,600-1,800 N/mm²	Ref.
160	2,8	2,5	5073398

VDE RADIO/TELEPHONE PLIER WITH STRAIGHT CUTTER

Roebuck



Standards: DIN ISO 5745, IEC 60900:2004
VDE and GS certified

Cutting capacity cables / steel wire: 1.8 mm.
Chrome finish.
German manufacture.
1000V VDE Approved.

DIN ISO 5745 IEC 60900: 2004

Length (mm)	Ref.
160	5073395
200	5073396

VDE RADIO/TELEPHONE PLIER WITH BENT NOSE, 45°

Roebuck



Standards: DIN ISO 5745, IEC 60900:2004
VDE and GS certified

Angled at 40°.
Cutting capacity cables / steel wire: 1.8 mm.
Chrome finish.
German manufacture.
1000V VDE Approved.

DIN ISO 5745 IEC 60900: 2004

Length (mm)	Ref.
200	5073397

Roebuck



VDE WIRE STRIPPING PLIER

Standards: DIN ISO 5743, IEC 60900:2004
VDE and GS certified

Chrome finish.
German manufacture.
1000V VDE Approved.

DIN ISO 5743 | IEC 60900: 2004

Length (mm)	Ø wires (mm/mm²)	Ref.
160	5/10	5074205

Roebuck



WIRE STRIPPER

Standard: DIN ISO 5743

Fully tempered chromium vanadium steel.
Adjustment screw, opening spring for a good grip of the pliers effortlessly.
Simple stripping of wires and cables up to a diameter of 5 mm and 10 mm in cross-section.
Hardness: 45HRC

DIN ISO 5743

Length (mm)	Ø Wire (mm)	Weight (g)	Ref.
160	5 to 10	125	847023

Roebuck



+ Safety lock
No conductor deterioration

AUTOMATIC WIRE STRIPPER

Automatic stripping pliers from 0.2 to 6.0 mm²
Integrated cable cutter up to 2 mm
Integrated control stop and blade guard.
Lightweight and ergonomic tool.
German made.

Length (mm)	Weight (g)	Cutting Capacity (mm2)	Ref.
200	125	0.2 to 6	840536

ELECTRICIAN'S KNIFE WITH WIRE STRIPPER

Roebuck

Hardened steel straight blade knife, wooden handle.
Straight blade for general use, 80 mm in length.
Blade with 2 notches: -1 half-moon for stripping / 1 V notch to cut.
Max stripping Capacity: 14 mm
Hardness: 52 HRC.



Length (mm)	Ref.
100-180	853415

CABLE STRIPPING TOOL

Roebuck

Power cable stripping tool from 8 to 27 mm.
Cutting depth adjustment by screw.
Swivel blade.
German made.



Dimensions (mm)	Weight (g)	Capacity (mm)	Ref.
130	70	8 to 27	840493

CABLE STRIPPING TOOL WITH HOOK BLADE

Roebuck

Power cable stripping tool from 4 to 28 mm
Cutting depth adjustment by screw.
Comes with integrated blade in the handle and protective cap.
German made.



Dimensions (mm)	Weight (g)	Capacity (mm)	Ref.
170	80	4 to 28	840491

› SEE PAGE 829



14 Piece 1/2" drive insulated metric socket set
Ref. 5049835

This is what makes it different **from others**

FOR ALL YOUR CABLE STRIPPING NEEDS!



Fully automatic adjustment on the different cables sections from 0.03 to 10.0 mm^2

Roebuck



\+ Self-adjusting entirely automatic, specific stripping 00,03 to 10 mm^2

UNIVERSAL SELF-ADJUSTING WIRE STRIPPER

Unique automatic adjustment of the incision depth of the insulator. Prevents damage to the conductor.
Fully automatic adjustment on the different cables sections from 0.03 to 10.0 mm^2
Steel jaws with integrated knives:
- Allows the removal of difficult insulating materials such as Teflon and Rados.
- Prevents the cable from slipping.

Automatic opening when the stripping operation is complete.
Wire cut and cable cut up to:
10 mm^2 for copper and multiwired aluminum conductor.
6,0 mm^2 for single-wire conductor.
Blade, stop and jaws are easily replaceable.
Glass fiber reinforced polyamide body.
Weight: 150 grams.
German made.

Cutting Capacity (mm)	Weight (g)	Ref.
0,03-10,00	150	845347

BLADES FOR UNIVERSAL STRIPPING PLIERS

Ref.
845351

STOPPER FOR UNIVERSAL STRIPPING PLIERS

Ref.
845356

VDE WATERPUMP PLIER BOX JOINT

Roebuck



Standards: DIN ISO 8976/ EN and IEC 60900: 2004
certified VDE and GS

Chrome-vanadium steel.
Chrome finish
7 adjustment positions.
Parallel opening capacity: 38mm
German manufacture

DIN ISO 8976/EN · IEC 60900: 2004

Length (mm)	Weight (g)	Opening capacity (mm)	Ref.
250	350	38	6836160

VOLTAGE DETECTOR SCREWDRIVER 220-250 V

Roebuck



Transparent with clip.
3 x 60 mm slotted blade. Total length: 134 mm

DIN VDE 0680-G

Size (mm)	Length (mm)	Ref.
3x60	134	826498

› SEE PAGE 823



Insulated 11 piece general purpose tool kit
Ref. 7770631

› SEE PAGE 829



12 Piece 1/2" drive insulated metric socket set
Ref. 7770672

GISS

PVC INSULATION TAPE COLOURED



Use for insulation, locating, fretting of cable harnesses, sealing of cable ends.
PVC electrician tape. Self-extinguishing.
Good ageing properties.
Dimensions: Width 15 mm, length 10 m, thickness 15/100th
10-Reel package.

Number of pieces	Colour	Ref.
10	Multicoloured	633576

\+ VDE, IMQ and BS3924 approved

Roebuck

POLYAMIDE CABLE TIE PLIER



Manual cable-tie tail cutting.
Easy to use, with a very good demultiplication.
Ivory color
Cutting Capacity : 6 to 9mm

Length (mm)	Ref.
190	796701

GISS

NYLON CABLE TIES 6.6



Nylon collar quality 6.6
Packed per 100 pieces.

UL

Colour	Width (mm)	Length (mm)	Ref.
Black	2,5	100	853453
Black	2,5	165	853454
Black	2,5	200	853455
Black	3,2	140	853456
Black	3,2	200	853457
Black	3,6	292	853458
Black	4,8	200	853459
Black	4,8	300	853460
Black	4,8	368	853461

Colour	Width (mm)	Length (mm)	Ref.
White	2,5	100	853444
White	2,5	165	853445
White	2,5	200	853446
White	3,2	142	853447
White	3,6	200	853448
White	4,8	292	853449
White	4,8	200	853450
White	4,8	300	853451

GISS

SET OF 700 NYLON CABLE TIES 6.6



Content of the Plastic set:
200 cable ties 4,8x200 mm (white)
200 cable ties 3,6x200 mm (black)
100 cable ties 2,5x200 (black)
100 cable ties 2,5x100 (white)
100 cable ties 2,5x100 (black)

UL

Number of pieces	Ref.
700	880824

VDE INSULATED 1000V SOFT FABRIC STORAGE CASE ELECTRICIAN'S TOOL KIT

Contents:
VDE tested 1000V insulated tools:
- Insulated screwdriver 1000 V slot: 3x100, 4x100, 5.5x125 mm (ref 827106, 827107, 827108).
- Insulated screwdrivers 1000 v Phillips PH1, PH2 (ref 826505, 826506).
-1 Universal Insulated Combination plier 1000 V-180 mm (ref 840510).
-1 Insulated Diagonal Cutter 1000 V-160 mm (ref 840530).
-1 Insulated Stripping Clamp 1000 V-160 mm (ref 840528).
Non-insulated tools:
-1 folding ruler.
-1 Voltage detector Screwdriver (ref 826498).

Number of pieces	Dimensions (mm)	Ref.
10	290x240x50	880739



VDE INSULATED 1000V SOFT FABRIC STORAGE CASE ELECTRICIAN'S TOOL KIT

Contents:
VDE tested 1000V isulated tools:
- Insulated screwdriver 1000 V slotted: 3x100, 5.5x125 mm (Ref 827106, 827108).
- Insulated screwdrivers 1000 v Phillips PH1, PH2 (Ref 826505, 826506).
- 1 insulated diagonal cutter 1000 V-160 mm (Ref 840530).
- 1 half-round long-nose pliers insulated 1000 V (ref 840532).
Non-insulated tools:
-1 Voltage detector Screwdriver (ref 826498).
-1 sheath slitter with hook blade (ref 840491).
-1 automatic stripping pliers (Ref 840536).

Number of pieces	Dimensions (mm)	Ref.
9	290x240x50	880741



VDE INSULATED 1000V SOFT FABRIC STORAGE CASE ELECTRICIAN'S TOOL KIT

Contents:
VDE tested 1000V isolated tools:
- Insulated screwdriver 1000 V slotted: 3x100, 5,5x125 mm (refs 827106, 827108).
- Insulated screwdrivers 1000 v Phillips PH1, PH2 (ref 826505, 826506).
- ErgoMaxx 25° multi-purpose cutting pliers (Ref 840526).
Non-insulated tools:
-1 Voltage detector Screwdriver (ref 826498).
-1 automatic stripping pliers (ref 840536).

Number of pieces	Dimensions (mm)	Ref.
7	290x240x50	880743



This is what makes it different **from others**

WELDED TROWEL WITH SAFETY CORD

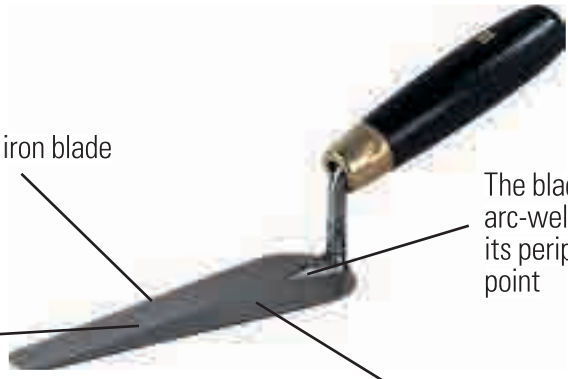

GISS



+ Manufactured to ensure impermeability and protect against corrosion

CAT TONGUE TROWEL

Hardened Steel. Tapered blade. Brass Steel ferrule.
Forged monobloc leg welded by peripheral point.
Handle in varnished wood.

Size (cm)	Ref.
12	845234
16	845235

GISS



+ Manufactured to ensure impermeability and protect against corrosion

SQUARE MASON TROWEL

Hardened Steel. Tapered blade. Brass Steel ferrule.
Forged monobloc leg welded by peripheral point.
Handle in varnished wood.

Size (cm)	Ref.
16	845237
18	845238
20	845239

GISS



+ Manufactured to ensure impermeability and protect against corrosion

ROUND MASON TROWEL

Hardened Steel. Tapered blade. Brass Steel ferrule.
Forged monobloc leg welded by peripheral point.
Handle in varnished wood.

Size (cm)	Ref.
16	845241
18	845242
20	845243

STAINLESS STEEL PLASTERING TROWEL

GISS

Varnished wood handle.
Stainless steel blade.
Aluminum mount.
Polypropylene blade guard with Hook.

Length (cm)	Ref.
28	845609



POINTED MASON'S FLOAT

GISS

Polystyrene honeycomb sole.
Wood handle.

Size (cm)	Ref.
18x27	845118



RECTANGULAR TROWEL

GISS

Polystyrene honeycomb sole.

Size (cm)	Ref.
18x27	845607
27x35	845116



ANGLE PLASTIC GASKET IRON

GISS

Ref.
845253



› SEE PAGE 766



Chalk line reel Ref. 845098

GISS



MASON MORTAR BOX

Plastic mortar box.

Capacity (L):	Ref.
3	845611
10	845612

GISS



MASON BUCKET

Reinforced plastic bucket.

Capacity (L):	Ref.
11	845614

GISS



MESH SIEVE

Wood frame.
Steel Sieve Ø 42 cm

Mesh (stitches/inch)	Ref.
8	845110
10	845111
12	845112

GISS



ALUMINIUM MASON RULER

Aluminum, Metal Thickness: 1.2 mm
Sharp Angles.

Length (m)	Section (mm)	Ref.
2	100x18	845086
3	100x18	845088
4	100x18	845089

SQUARE ALUMINIUM RULER

GISS

Aluminum, Metal Thickness: 1.3 mm
No tip.

Length (m)	Section (mm)	Ref.
2	50x50	845092



FERRULES FOR MASON'S RULER

GISS

Plastic.
For rule 100x18 mm

Qty	Ref.
2	845096



MEASURING TAPE

Roebuck

MID 2014 32UE - Class II

Ergonomic bi-material casing.

Double scale:
- Horizontal recto
-Front to vertical

Automatic tape blocking.
Nylon tape, matt finish. White colour anti-reflection

Magnetic bracket and grooved for optimal fixation on a large number of surfaces

Belt Clip + rubber wrist strap

Length (mm)	Width (mm)	Ref.
3	16	867688
5	19	867689
8	25	867690



› SEE PAGE 744



Rangefinder Ref. 862415

Roebuck



LEVEL

Accuracy of 0.5 mm per metre
2 acrylic Plexiglas vials (0° + 90°)
Great resistance to distortion
Flat countersunk soleplate
Aluminium cast iron

Length (mm)	Height (mm)	Ref.
400	47	864587
500	47	864588
600	47	864589

Roebuck



+ Magnetised base for fixing

MAGNETIC LEVEL

Shock resistant level.
4-point magnetic sole treated and ironed out.
Magnets screwed to the sole.
2 horizontal / vertical bubble vials.
Acrylic film block: antireflective. Shock-resistant.
Epoxy Paint: Abrasion and weather resistance.
Accuracy 0.5 to 1 mm/m.

Length (mm)	Ref.
400	852001
600	852002

GISS



MASON ANGLE BRACKET

Drawn steel.
Sharp Angles.

Size (cm)	Ref.
40	845079
60	845081
80	845082
100	845083

GISS



LEVEL RULER FINGER GRIP

Aluminium. Three vials.
Two finger grip.

Length (m)	Ref.
2	845108

GISS



CHALK LINE REEL

Metal housing.
Steel Folding handle.
Corded cotton.

Length (mm)	Ref.
30	845098

REEL CORD

GISS

Corded cotton.

Length (m)	Ø (mm)	Ref.
100	2	845106



PENCIL

GISS

Triangular, greasy tip.

Length (mm)	Ref.
230	787627



\+ Ideal for smooth surfaces (metal, plastic, glass)

TRACING POWDER

GISS

Vial of 113 grams

Colour	Ref.
Blue	845100
Red	845101
Yellow	845102



MASON PLUMBLINE

GISS

Steel.
Equipped with a counterweight. 2,5 m string

Weight (g)	Ref.
400	845249



GISS



UNIVERSAL WIRE BRUSH BRASS WIRE

For all cleaning work.
Plastic handle.

Wire	Ø Wire (mm)	Working length (mm)	Number of rows	Ref.
Corrugated Brass Steel	0,3	265	1	787578

GISS



UNIVERSAL WIRE BRUSH BRASS WIRE MAGNETIC

Usable even in narrow areas, for all cleaning and dusting work.
Corrugated stainless steel wire Ø 0,30 mm
Dimensions (mm): 140 x 25 x 265

Wire	Ø Wire (mm)	Working length (mm)	Number of rows	Ref.
Corrugated Stainless Steel	0,3	265	1	787576

GISS



WIRE BRUSH STEEL WIRE

Ideal for all your light brushing. Beech body.
Dimensions (mm): 145 x 25 x 295
Ø 10 mm hole allowing suspension

Wire	Wire diameter (mm)	Number of rows	Working length (mm)	Ref.
Straight Steel Brass	0,3	4	295	787580

GISS



MAGNETIC WIRE BRUSH

For brushing and light pickling.
Beech body.
Ø10 mm hole for suspension.

Wire	Wire Ø (mm)	Working length (mm)	Number of rows	Ref.
Steel Straight Stainless Steel	0,3	295	4	787574

GISS



VIOLIN WIRE BRUSH

Brass Steel brush.
Number of rows: 5
For all types of brushing jobs.

Wire	Ø Wire (mm)	Number of rows	Ref.
Steel Straight brass	0,30-0,38	5	787596

PIPE WRENCH -S-TYPE

Roebuck



Standard: DIN 5234.

45° S-tapered jaws
Inverted teeth and tightening on 3 points of the tube. Self-locking.
Captive adjustment ring.
German manufacture.

Length (mm)	Max opening (mm)	Ref.
265	35	5074215
315	42	5074216
420	60	5074217
530	70	5074218
680	110	5074219

PIPE WRENCH 90°

Roebuck



Standard: DIN 5234.

Chrome vanadium steel, hot forged and hardened.
Double staggered teeth, hardened separately by induction.
Double T-profile, strengthened guide sleeve, polished teeth.
German manufacture

Length (mm)	Max opening (mm)	Ref.
305	42	5074220
405	60	5074221
560	70	5074222
650	105	5074223
750	130	5074224

ALUMINIUM PIPE WRENCH

Roebuck



These lightweight pipe wrenches are made from an aluminium alloy combining strength and lightweight use.

Length (mm)	Opening (mm)	Ref.
350	50	4968941
450	60	4968942
600	80	4968943
900	100	4968944

Roebuck



STILLSON WRENCHES

Forged monobloc body and jaws.
Double spring system ensuring effective tube hooking.

Capacity (mm)	Capacity (inch)	Length (mm)	Ref.
27	3/4	200	733803
34	1	245	733804
50	1''1/2	335	733805
60	2	440	733806
75	1''1/2	585	733807
98	3''1/2	880	880332

Roebuck



+ Quick press-stud adjustment

PIPE WRENCH S-TYPE WITH QUICK ADJUSTMENT

Forged Steel.
Treated Jaws.
Automatic pressure-button adjustment system.
Can be adjusted with one hand.
The shape of the branches allows optimum force transmission.
German made.

Opening ('')	Opening (mm):	Length (mm)	Weight (g)	Ref.
1	0-42	325	880	855899
1.5	0-60	425	1480	855900
2	0,7	560	2420	855901

Roebuck



WATERPUMP PLIER BOX JOINT

Standard: DIN ISO 8976

Durable box-joint hinge for long-term reliability and firm grip, with laminations hardened by induction. Automatic locking on hoses and nuts for safe, effort-free work Robust Design. Resistant chrome vanadium steel. Dirt resistant - ideal in an industrial environment Polished surface.

Length (mm)	Ref.
170	5073383
250	5073384
300	5073385

› SEE PAGE 765



Measuring tape Ref. 867688

TELESCOPIC COPPER PIPE CUTTER

Roebuck

Telescopic operating system.
2 groove rollers for guiding the tube and cutting flush to the collar.
Rotating deburring device.



Capacity (mm)	Length (mm)	Ref.
6 to 35	150	864593
Spare wheel		867092

MINI COPPER PIPE CUTTER

Roebuck

Its small size allows a sharp cut in a smaller footprint.
2 groove rollers for guiding the tube and cutting flush to the collar.
Integrated deburring unit.



Capacity (mm)	Length (mm)	Ref.
3 to 16	60	864591
Spare wheel		867093

STEEL TUBE CUTTER

Roebuck

T-handle.
Optimum Power Transmission.
2 Guide Rollers.
Sturdy forged steel caliper.



Capacity (mm)	Length (mm)	Height (mm)	Ref.
10-42	265	82	864595
Spare wheel			867094

This is what makes it different **from others**

A BRUSH FOR PERFECT RESULTS!

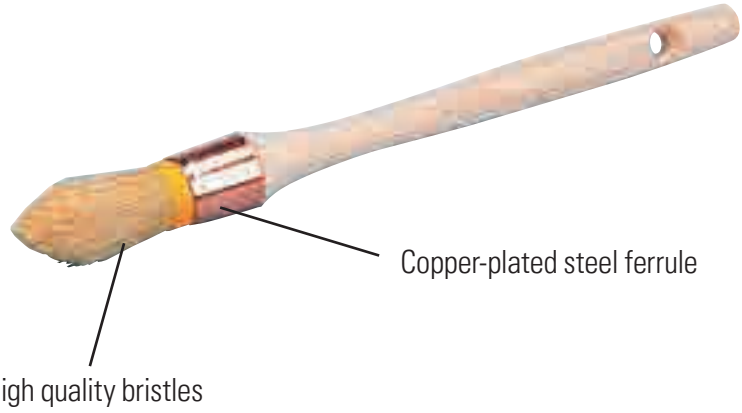

GISS



PLASTERING TROWEL

Forged steel blade, hardened, sharpened with wide bevel.
Brass Steel ferrule.

Size (cm)	Ref.
7	845043

GISS



PAINTER'S KNIFE

Steel blade hardened, tapered, ground appearance.
Brass Steel ferrule.
Tinted wood handle.

Size (cm)	Ref.
2	845068
4	845069
6	845070
8	845071

GISS



WALL SCRAPER

Hardened varnished steel blade.
Bichromated steel rivets.
Raw wood handle.

Size (cm)	Ref.
10	845073
12	845074
14	845075
16	845076
18	845077

FLAT BRUSH TO WASH AND DEGREASE

GISS

Made of white nylon.
Natural wood handle.
White Iron ferrule.

Width (mm)	Ref.
20	854257
30	854258
40	735977
50	854259



FLAT PAINT BRUSH

GISS

White bristles, natural wood handle, white iron ferrule.

Width (mm)	Ref.
20	734144
30	734145
40	734146
50	734147
60	734148



THICK FLAT BRUSH

GISS

Silk fibres.
Sanded wooden handle.
Copper-plated steel ferrule.

Thickness (mm)	Output (mm)	Ref.
9,6	44	845045
11,6	50	845046
14,6	50	845047
16,4	57	845048
17,4	63	845049
18,4	69	845050
19,4	69	845051



LIGATURED ACCENTING BRUSH

GISS

Silk fibres.
Sanded wooden handle.
Copper-plated steel ferrule.
Polypropylene Ligature on n° 4 and 6.

No.	Output (mm)	Ø (mm)	Ref.
3/0	51	15	845055
2	57	21	734152
4	64	25	845056
6	70	29	734153



SASH TOOL BRUSH

GISS

High quality white bristles, natural sanded wood handle.
Copper-plated steel ferrule.

Size	Ø (mm)	Ref.
No. 2	21	734155
No. 6	29	734156



+ The length of the bristles allows an important paint absorption

GISS



ELBOW BRUSH ON THE PLATFORM

Quality white bristles, natural sanded wood handle.
Copper-plated steel ferrule.

Width (mm)	Ref.
40	734150

+ Ideal brush for difficult access

GISS



DIELECTRIC FLAT BRUSH

Silk fibres.
Sanded wooden handle.
Insulating Plastic ferrule.

No.	Width (mm)	Thickness (mm)	Output (mm)	Ref.
30	30	12	41	845058

GISS



ELECTRIC SHIELD ANGLED BRUSH

Silk fibres.
Sanded wooden handle.
Insulating Plastic ferrule.

No.	Width (mm)	Thickness (mm)	Output (mm)	Ref.
25	25	12	41	845060

GISS



FLURRY NYLON DUST BRUSH

Flurry nylon dust brush 4 rows.
Sanded wood sole.

Width (cm)	Thickness (mm)	Output (mm)	Ref.
200	35	58	845053

SLEEVE BASE FIBRE

For Glycero paintings. Velvet Lacquer.
Pure wool fabric: 4 mm

Width (mm)	Ø (mm)	Ref.
100	15	734184
	Frame	734210

GISS



+ Perfectly stretched paint film

SLEEVE SHORT FIBRE

For paints: Glycerophtalic and acrylics. Yellow stripes.
Short woven polyamide fabric: 12 mm, regular grain for prepared media.

Width (mm)	Ø (mm)	Ref.
100	15	734161
	Frame	734210

GISS



+ Ideal for micropoint work
Drip proof

SLEEVE EXTRA SHORT FIBRE

Special Satin.
For all types of matt, satin and especially acrylic paints - High filling power.

Width (mm)	Ø (mm)	Ref.
100	15	734159
	Frame	734210

GISS



+ Woven polyamide fabric
Extra-short 8 mm (heavy duty fibre)
Flared tuft (allows for larger painting)

MOUNT

Telescopic mount.
6 mm Galvanized steel rod.
Hollow polypropylene handle.
Length: 380 to 490 mm

Ref.
734210

GISS



Telescopic frame

+ Adjustable in 3 positions

GISS



"LONG" FIBRE ROLLER

Ideal for irregular surfaces. For all restoration and facade paints. Great absorption.
Knitted Polyester Fabric: 18 mm
Width: 180 mm

Ø (mm)	Ref.
40	734208

GISS



"SHORT" FIBRE ROLL

Short knitted polyester Fabric 13 mm
Width: 180 mm

Ø (mm)	Ref.
40	734206

GISS



ABS MOUNT

Hollow polypropylene handle.
Galvanized steel Wire Ø 8 mm
Ergonomic handle.

Thickness (mm)	Ref.
180	845062

› SEE PAGE 447



Range of adhesives

ACRYLIC SPECIAL SLEEVE

Woven polyester.
Fibres 12 mm

Width (mm)	Ø (mm)	Ref.
180	40	845066
	Frame	845062



MONOLAYER SLEEVE

Polyamide woven yarn.
Fibres 12 mm

Width (mm)	Ø (mm)	Ref.
180	40	845064
	Frame	845062



PAINT KIT

Includes:
30 Brushes: Flat brushes 20, 30, 40, 50, 60 mm, flat brushes to wash and degrease.
12 accenting brushes (n ° 2 and 6), 9 sash tool brushes (n ° 2 and 6).
10 short fibre rabbit patch sleeves 100 mm
10 extra short fibre rabbit patch sleeves 100 mm
10 base fibre rabbit patch sleeves 100 mm
1 short rabbit patch mount.
1 bucket.
1 lid.
1 brush holder.

Ref.
787395



brush holder

\+ All-in-one, integrated brush holder

BUCKET, SCREEN AND REFILLS KIT

Contents:
-1 bucket with metal handle.
Polypropylene
Contents: 8.5 litres
-1 Galvanized steel wire grate.
194 x 244 x 180 mm
-Batch of 5 transparent polyethylene refills.
Contents: 8 litres

Assortment	Ref.
Bucket	854261
Grid	854263
Set of 5 refill	854265



GISS



ROLLER PROTECTIVE COVER

Polyethylene
For optimum coverage.
Colour: transparent.

Dimensions (mm)	m2	Thickness (µ)	Use	Ref.
3 x 15	45	50	Interior	854254
3 x 25	75	50	Interior	854255
3 x 25	75	80	Indoor/Outdoor	854256

GISS



WATERPROOF COVER WITH EYELETS

Plasticized fabric with eyelets and reinforced edges.
High resistance 110 g/m^2
Outdoor use
Colour: blue ref. 855080 et 855081
Colour: green ref. 855082

Dimensions (mm)	m2	Ref.
3 x 4	12	855080
4 x 5	20	855081
6 x 10	60	855082

GISS



METALLIC SCREENS

Galvanized steel sheet.
Thickness: 0,6 mm
Holes (Ø): 10 mm

Sold by 5

Dimensions (mm)	Ref.
194 x 244	854263

GISS



PACK OF 5 BUCKET REFILLS

Transparent polyethylene.
To be placed inside the bucket before use.

Advantage: No need to clean the bucket after use.

Capacity (L):	Ref.
8	854265

VEGETABLE SPONGE FOR HEAVY WORK

GISS

Cellulose.
Good resistance to bleach, to clean and wash.

Dimensions (mm)	Ref.
155 x 110 x 60	854248



CEMENT MIXER SPONGE

GISS

High-density polyester foam.

Dimensions (mm)	Ref.
180 x 120 x 60	854252



SYNTHETIC HYDROPHILIC SPONGE

GISS

High-density polyester foam.
High Absorption.
For wetting, washing or absorbing (spilled liquid).

Dimensions (mm)	Ref.
180 x 115 x 60	854250



› SEE PAGE 994



Cleaning and waste disposal ranges

GISS



MULTIPURPOSE WHEELBARROW

Wheelbarrow with inflated wheel for all jobs.
Payload 150 kg.
Capacity 100 L, painted, green colour, thickness 0.9 mm.

Square Bottom, trapezoidal edge.
32 mm solid frame, high strength, ergonomic and stable. Ergonomic handle.
Front ribbed box for better stiffness.

400 mm diameter wheel. Mounted on ball bearing, metal rim. Long-lasting serrated tyre.

Dimensions (mm)	Weight (kg)	Ref.
820 x 675 x 270	12.5	865624

GISS



INFLATED WHEEL

Inflated 400 mm diameter.
Mounted on ball bearing, metal rim.
Long-lasting serrated tyre.
Pressure for reinflating: 2 Bars Max

Ref.
865626

GISS



BLOW-OUT PROOF WHEEL

Blow-out proof 400 mm diameter.
The comfort of an inflated wheel without the risk of puncture.
Mounted on metal rim

Ref.
865628

GISS



SQUARE SHOVEL WITH SWAN-NECK WITHOUT HANDLE

50HRC Hardness
Integral hardening with full surface heat treatment.
Thickness 1.65 mm
Delivered without handle.
Made in France.

Width (mm)	Height (mm)	Weight (g)	Ref.
230	410	1200	845542
	Wood handle		853861

GISS



ROUND SHOVEL WITH SWAN NECK WITHOUT HANDLE

Beech handles.
The right handle adapts to shovels (except for the Alsace shovel), snow shovel and scraper.

Width (mm)	Height (mm)	Weight (g)	Ref.
270	410	1450	845548
290	420	1150	854241
	Wood handle		853861

ROUND SHOVEL WITH SWAN NECK WITH HANDLE

GISS



50HRC Hardness
Integral hardening with full surface heat treatment.
Thickness 1.65 mm
Varnished Ash handle (1100x38.5 mm).
Made in France.

Width (mm)	Height (mm)	Weight (g)	Handle (mm)	Ref.
270	270	1800	1100x38,5	845550
	Wood handle			853861

ALSACE SHOVEL WITHOUT HANDLE

GISS



50HRC Hardness
Integral hardening with full surface heat treatment.
Thickness 1.65 mm
Delivered without handle.
Made in France.

Width (mm)	Height (mm)	Weight (g)	Ref.
270	300	1250	845554
	Wood handle		853873

SNOW SHOVEL WITH HANDLE

GISS



Shovel in duralumin.
Thickness 2.5 mm
Varnished Ash Handle (1100x38.5 mm).
Made in France.

Width (mm)	Height (mm)	Weight (g)	Handle (mm)	Ref.
365	425	2050	1100x38.5	845556
	Wood handle			853861

EARTHMOVER PICKER ROUND EYE WITHOUT HANDLE

GISS



Hardened on the working parts.
Carbon steel.
Delivered without handle.
Made in France.

Width (mm)	Height (mm)	Weight (g)	Ref.
540	56	2500	845558
	Wood handle		853865

GISS



EARTH-MOVING PICKAXE ROUND-EYED

Hardened on the working parts.
Carbon steel.
Handle in varnished ash (900x50 mm).
Made in France.

Width (mm)	Height (mm)	Weight (g)	Handle (mm)	Ref.
540	56	3200	900x50	845560
	Wood handle			853865

GISS



TRIMATERIAL HANDLE FOR ROUND EYE PICK

Adaptable to pickaxe GISS (ref 845562).

Width (mm)	Height (mm)	Weight (g)	Handle (mm)	Ref.
540	56	3205	900x49	845562
	Tri-material handle.			845636

GISS



CONCRETE RAKE FORGED SOCKET

Monobloc Structure of the 14 teeth.
Forged socket.
Delivered without handle.
Made in France.

Width (mm)	Height (mm)	Weight (g)	Number of teeth	Ref.
400	90	750	14	845564
460	90	800	16	854242
	Wood handle			853863

GISS



WOODEN HANDLES

Beech handles.
The right handle adapts to shovels (except for the Alsace shovel), snow shovel and scraper.

Name	Length (cm)	Section (mm)	Ref.
Straight wood Handle	110	40	853861
Wood Handle for Rake	150	28	853863
Wood handle for Pickaxe	90	50	853865
Wood handle for breaker hammer	37,5	39x27	853867
Wood Handle for hammer	28	40x28	853869
Wood Handle for hammer	90	48x31	853871
Wood handle for Alsace shovel	130	40	853873

OCTOGONAL SCRAPER BAR

GISS

Octagonal lead bar.
Hardened Steel.
Made in France.

Length (mm)	Section (mm)	Weight (kg)	Ref.
1500	25	7	845536



BENDABLE CLAW

GISS

Round bending claw.
Reinforcement of the contact areas.

For rings of	section (mm)	Weight (kg)	Ref.
10 and 12	16	1	845616



SCRAPER FOR FORMWORK WELDED BLADE WITHOUT HANDLE

GISS

Formwork scraper.
Welded blade.
Delivered without handle.
Made in France.

Width (mm)	Weight (g)	Ref.
300	750	845545
Wood handle		853861



GARDEN HOSE

GISS

6-layer water hose, covered with yellow PVC.
Second yellow anti UV layer.
4 Inner layers: 2 PVC and 2 inverted knits.
Anti-torsional reinforcement by inverted double knit, which allows the pipe to regain its original shape and avoid interruptions of the water flow.
Operating temperature:-15 ° to + 60°C
Available in 2 diameters and 2 lengths.
Made in France.

Diameter Ø (mm)	Length (mm)	Ref.
15	25	867049
15	50	867050
19	25	867052
19	50	867053

Unit rate: one metre





Roebuck



FLAT PROFILE CROWBAR

High quality forged crowbar.
Reinforcement of the bent areas and work areas by heat treatment.
Treated cutting edges.
Extended support surface for the hand.
20% weight reduction thanks to the flat profile.
Excellent finish with blue epoxy paint.
German made.

Length (mm)	Weight (g)	Ref.
600	1400	845654
800	1880	845655
1000	2650	845656

\+ Bending resistance up to 50 % higher than conventional crowbars
Reinforced handle.

Roebuck



HEX PROFILE CROWBAR

High quality special steel forged crowbar.
Reinforcement of the bent areas and work areas by heat treatment.
Excellent finish with blue epoxy paint.
German made.

Length (mm)	Weight (g)	Ref.
600	1460	845658
800	1940	845659
1000	2880	845660

\+ Very good ergonomic design

Roebuck



WRECKING BAR

Octogonal section with nail pulling claw.
Crowbar with octagonal profile.
Claw for removing nails.

Length (mm)	Ref.
450x16mm	4971799
600x18mm	4971800
750x18mm	4971801
900x18mm	4971802

PRY BAR

Roebuck

Round diameter with conical end. Chrome vanadium.

Diameter (mm)	Length (mm)	Ref.
450	16	4971462
600	19	4971463
750	22	4971464



FLOORBOARD

Roebuck

Ideal for removing flooring coverings.
* DO NOT USE FOR CUTTING BRICKS*

Length (mm)	Width (mm)	Ref.
230	57	4971980



FLOORBOARD CHISEL WITH HAND GUARD AND GRIP

Roebuck

Fitted with a non-slip impact protection handle.

Length (mm)	Width (mm)	Ref.
230	57	4968898



4 PIECE WOOD CHISEL SET

Roebuck

Wooden handle with flat.
Cutting angle: 25°
Sharpenable blade for the entire tool life.
German made.

Content (mm):	Ref.
10-12-15-20	787528



+ Safe ring handle fitting directly on handle

Roebuck



COLD CHISEL

Cast-iron chisel

Length (mm)	Width (mm)	Ref.
100	6	4968884
125	6	4968896
150	13	4968886
150	10	4968885
175	16	4968897
200	13	4968887
200	19	4968888
205	25	4968890
225	25	4968894
250	13	4968895
250	19	4968889
250	25	4968891
300	25	4968892
450	19	4968902
450	25	4968893

Roebuck



CHISEL WITH NON-SLIP HANDLE

Chisel with non-slipimpact protection handle.

Length (mm)	Width (mm)	Ref.
250	19	4968899
250	25,4	4968900
300	25,4	4968901

Roebuck



+ Great strength thanks to thermal core treatment on the entire length.

CROSS POINT CHISEL

Standard: DIN 7255

Made of chrome vanadium steel.
Thermal core treatment on the whole tool. 54-58HRC Hardness
Striking heads with a hardness of 36-46 HRC to avoid splintering.
German made.

Length (mm)	Ref.
250	845644
300	845645
350	845646
400	845647

Roebuck



CROSS POINT CHISEL WITH HAND GUARD

Standard: DIN 7255

Made of chrome vanadium steel.
Thermal core treatment on the whole tool.
54-58HRC Hardness.
Striking heads with a hardness of 36-46 HRC to avoid splintering.
Casing Blow guard, bi-material offering safety, comfort of use and ergonomic grip.
German made.

Length (mm)	Ref.
300	865232

BRICK CHISEL

Roebuck

Standard: DIN 7255

Chrome-vanadium hardened steel. Hardness between 54 and 58 HRC (can be re-sharpened).
Hardened head to reduce the risk of splinters.
Polished edge, body painted with quality paint.
Suitable for working on metal and stone.



Length (mm)	Width (mm)	Ref.
250	50	5103018
250	60	5103019
250	70	5103020

BRICK CHISEL WITH HAND GUARD

Roebuck

Standard: DIN 7255

Made of chrome vanadium steel.
Thermal core treatment on the whole tool.
54-58HRC Hardness.
Striking heads with a hardness of 36-46 HRC to avoid splintering.
Casing Blow guard, bi-material offering safety, comfort of use and ergonomic grip.
German made.



Length (mm)	Cutting Length (mm)	Ref.
250	70	865230

OCTAGONAL PROFILE STONE CHISEL

Roebuck

Standard: DIN 7255

Made of chrome vanadium steel.
Thermal core treatment on the whole tool. 54-58HRC Hardness
Striking heads with a hardness of 36-46 HRC to avoid splintering.
German made.



+ Great strength thanks to thermal core treatment on the entire length.

Length (mm)	Section (mm)	Ref.
250	16x23	845649
300	16x26	845650
350	18x26	845651
400	18x28	845652

OCTAGONAL PROFILE STONE CHISEL WITH HAND GUARD

Roebuck

Standard: DIN 7255

Made of chrome vanadium steel.
Thermal core treatment on the whole tool.
54-58HRC Hardness.
Striking heads with a hardness of 36-46 HRC to avoid splintering.
Casing Blow guard, bi-material offering safety, comfort of use and ergonomic grip.
German made.



Length (mm)	Section (mm)	Ref.
300	16x26	865234

GISS



+ Hardened face and claw

SHUTTERER'S HAMMER ASH HANDLE

Carbon steel.
Dimensions 370x39x26.5 mm.
Ash handle.
Made in France.

Handle	Handle (mm)	Weight (g)	Ref.
Ash	370	800	845575
	Wood handle		853867

GISS



SHUTTERER'S HAMMER TRIMATERIAL HANDLE

Adaptable to hammer GISS (ref. 845577).

Handle	Handle (mm)	Weight (g)	Ref.
Trimaterial	370	950	845577
	Tri-material handle		845632

GISS



STRAIGHT HAMMER - CANTED ANGLE - ASH HANDLE

Carbon steel.
Hardened by induction
Canted angles.
Made in France.

Handle	Handle (mm)	Weight (g)	Ref.
Ash	260	1390	845579
	Wood handle		853869

GISS



TRIMATERIAL HANDLE FOR CLUB HAMMER

Adaptable to club hammer GISS (ref. 845581).

Handle	Handle (mm)	Weight (g)	Ref.
Trimaterial	295	1450	845581
	Tri-material handle		854244

CLUB HAMMER 4KG HANDLED ASH

Hardened on striking head.
Ash handle.
Made in France.

Length (mm)	Weight (kg)	Ref.
900	4	845626
Wood handle		853871

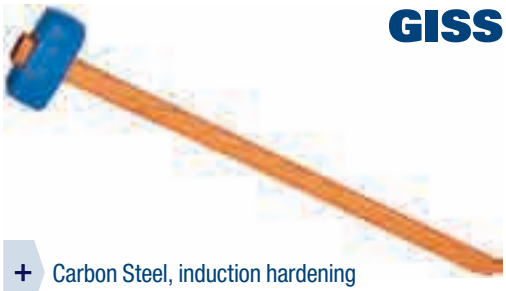

+ Carbon Steel, induction hardening

TRI-MATERIAL HANDLE FOR CLUB HAMMER

Adaptable to ground torque GISS (ref 845628).

Type	Handle (mm)	Ref.
4 kg	900	845628
Tri-material handle.		845634



TRI-MATERIAL HANDLE FOR CLAW HAMMER

Description	Length (mm)	Ref.
Handle for club hammer (ref. 845581)	295	854244
Handle for hammer (ref. 845577)	370	845632
Handle for ground torque (ref 845628)	900	845634
Handle for pickaxe (ref. 845562)	900	845636



Roebuck



+ Optimized power transmission.

ERGOCAB CABLE CUTTER CU AL

Standard: DIN ISO 5743

C60 Steel. Its head tilted at 25° increases pressure tenfold.
Spring return integrated in the axle.
Safety latch and locking device that can be unlocked with one hand.
Cutting Capacity: 18 mm/50 mm²
Its offset head keeps the wrist in line with the forearm, thus preventing MSDs (Musculoskeletal Disorders).
German made.

DIN ISO 5743

Length (mm)	Cutting Capacity (mm)	Ref.
180	18 mm/50 mm²	840486

Roebuck



CUTTING PLIERS

Standard: DIN ISO 5743

Burnished steel cutting head.
Dual-material sheathed handles for a comfortable grip.
Ergonomic with hinge designed to improve power and cutting accuracy.
Return spring and locking system.
Can be used with one hand, cutting efforts reduced by 50%.

Length (mm)	Cutting capacity medium wires 750-800 N/mm²	Cutting capacity hard wires 1,600 - 1,800 N/mm²	Ability to cut piano wire 2,200-2,300 N/mm²	Ref.
210	5,2	4	3,6	6836169

Roebuck



BOLT CUTTER

Standard: DIN ISO 5743

Precision milled and hardened HRC 44+ blades, approx. hardness 60 HRC.
Quick, easy adjustment due to a double-cam mechanism.

Dimensions (mm)	Cutting capacity 19 HRC - (77kg/mm²)	Cutting capacity 40 HRC - (125kg/mm²)	Cutting capacity 44 HRC - (140kg/mm²)	Ref.
460	8	7	5	5074207
620	9	8	7	5074208
780	11	9	8	5074209
900	13	11	9	5074210

Roebuck



CONCRETE MESH CUTTER

Standard: DIN ISO 5743

90° cutting head.
Quick, easy adjustment due to a double-cam mechanism.

Length (mm)	Cutting capacity 19 HRC - (77kg/mm²)	Cutting capacity 40 HRC - (125kg/mm²)	Ref.
790	9	1x8 , 2x6,5	5074211
900	11	1x9, 2x8	5074212

WOODEN TRESTLE

NEW GISS

Wooden trestle

Steel screwed compass 2 x 135 mm 0.8mm thick opening up to 180°.
Screwed hinges.
Bevelled base for greater stability.

For ref. 879665: frame assembled by gluing then screwing.

Load (kg)	Dimensions (cm)	Working height (cm)	Section (mm)	Ref.
250	80x80	76	58x28	879664
350	80x80	76	60x30	879665



STEEL TRESTLE

NEW GISS

Steel trestle

Welded corners.
Epoxy paint finish.
Holds heavy loads

Load (kg)	Dimensions (cm)	Working height (cm)	Weight (kg)	Ref.
400	79x80	76	8	879666



CONSTRUCTION SITE CHEST

NEW GISS

Steel chest with reinforced hinges.
Triple folded edge for optimised rigidity.
Solid, rainproof closure.
Locking straps for lid opening.

Fitted with a padlock holder and 2 transport handles.

Dimensions (cm)	Volume (L)	Weight (kg)	Ref.
65x35x35	79	10	879668
85x35x35	104	13	879669
100x50x40	200	18	879670



GISS

SINGLE TWIST AUGER BIT

Single twist auger bit with a burnished, adjusted exterior
Shank: 6 sides or SDS+





Diameter	Total length	Useful length	Shank	Ref.
6	235	160	6	866553
8	235	160	8	866554
10	235	160	10	866555
12	235	160	6 sections	866556
13	235	160	6 sections	866557
13	235	160	6 sections	866558
13	235	160	6 sections	866559
13	235	160	6 sections	866560
8	460	380	6 sections	866561
10	460	380	6 sections	866562
12	460	380	6 sections	866563
13	460	380	6 sections	866564
13	460	380	6 sections	866565
13	460	380	6 sections	866566
13	460	380	6 sections	866567

Diameter	Total length	Useful length	Shank	Ref.
6	200	100	SDS+	866569
8	200	100	SDS+	866570
10	235	160	SDS+	866571
12	235	160	SDS+	866572
13	235	150	SDS+	866573
13	235	150	SDS+	866574
13	235	150	SDS+	866575
13	235	150	SDS+	866576
10	400	320	SDS+	866577
12	400	320	SDS+	866578
13	400	320	SDS+	866579
13	400	320	SDS+	866580
13	400	320	SDS+	866581
13	400	320	SDS+	866582

GISS

SPIRAL WOOD DRILL BITS

Spiral wood bit with a quadrangular tip



Diameter	Total length	Useful length	Shank		Ref.
3	60	30	3	10	866601
4	75	40	4	10	866602
5	85	45	5	10	866603
6	90	50	6	10	866604
7	105	60	7	5	866605
8	110	65	8	5	866606

Diameter	Total length	Useful length	Shank		Ref.
9	115	70	9	5	866607
10	120	70	10	5	866608
11	130	75	10	1	866609
12	140	85	12	1	866610
13	150	95	10	1	866611

GISS

LONG SPIRAL WOOD BIT

Spiral wood bit with a quadrangular tip



Diameter	Total length	Useful length	Shank	Ref.
6	240	160	6	866613
8	240	160	8	866614
10	240	160	10	866615
12	240	200	10	866616
14	240	200	10	866617
16	240	200	10	866618

FLAT AUGER BIT

GISS

Flat auger bits with three reamer tips. Shank: 6 sided or 6.35 in diametre.
Fully polished



Diameter	Total length	Shank	Ref.
16	150	6 sections	866584
18	150	6 sections	866585
20	150	6 sections	866586
22	150	6 sections	866587
24	150	6 sections	866588
25	150	6 sections	866589

Diameter	Total length	Shank	Ref.
26	150	6 sections	866590
32	150	6 sections	866591
35	150	6 sections	866592
36	150	6 sections	866593
38	150	6 sections	866594
40	150	6 sections	866595

FLAT WOOD BIT EXTENDER

GISS



Diameter	Total length	Shank	Ref.
Extension for flat bit with a diameter of 18 to 40	300	6 sections	866597

CYLINDRICAL SHANK FORMWORK BIT

GISS



Tail diameter	Total length	Shank	Ref.
8	400	Cylindrical	866629
8	400	Cylindrical	866630
8	400	Cylindrical	866631
10	400	Cylindrical	866632
10	400	Cylindrical	866633
10	400	Cylindrical	866634
10	400	Cylindrical	866635
11	400	Cylindrical	866636

Tail diameter	Total length	Shank	Ref.
8	600	Cylindrical	866637
8	600	Cylindrical	866638
8	600	Cylindrical	866639
10	600	Cylindrical	866640
10	600	Cylindrical	866641
10	600	Cylindrical	866642
10	600	Cylindrical	866643
11	600	Cylindrical	866644

SDS+ SHANK FORMWORK BIT

GISS



Diameter	Total length	Shank	Ref.
10	400	SDS+	866646
12	400	SDS+	866647
14	400	SDS+	866648
16	400	SDS+	866649
18	400	SDS+	866650
20	400	SDS+	866651
22	400	SDS+	866652
24	400	SDS+	866653

Diameter	Total length	Shank	Ref.
10	600	SDS+	866654
12	600	SDS+	866655
14	600	SDS+	866656
16	600	SDS+	866657
18	600	SDS+	866658
20	600	SDS+	866659
22	600	SDS+	866660
24	600	SDS+	866661

GISS



SET OF SPIRAL WOOD DRILL BITS

Parts	Shank	Ref.
4-5-6-8-10	Cylindrical	866620
3-4-5-6-7-8-9-10	Cylindrical	866621

GISS



SET OF SINGLE TWIST BITS WITH 6-SIDED SHANK

Parts	Total length	Number of bits	Ref.
12-14-16-18-20	460	5	866624
10-12-14-16-18-20	235	6	866623

› SEE PAGE 1045



G-PROGUARD Plus safety goggles Ref. 840368

SET OF SINGLE TWIST SDS+ WOOD BITS

GISS

Parts	Total length	Number of bits	Ref.
12-14-16-18-20	400	5	866627
10-12-14-16-18-20	235	6	866626



CASE FOR 3 GIMLETS

GISS

Paris style gimlet of the highest quality

Parts	Ref.
2-3-4	866599



ALSO FIND IN THIS CATALOG
A COMPLETE SELECTION
FOR FINISHING WITH OUR RANGE
OF ABRASIVES TO FIND
ON PAGE 296.

› SEE PAGE 296



Set of carbide milling files Ref. 863252

› SEE PAGE 302



Stainless steel cutting disc “LIFE+ Evo”
Ref. 866809

› SEE PAGE 304



"DLBZ" rounded flap disc Ref. 866836

GISS

SUPER-PRO CONCRETE DRILL BITS



Reamed body.
Percussion carbide insert.
Main use for: plaster, soft stone, brick.

Diameter	Tail diameter	Total length	Useful length	Ref.
4	4	75	35	866758
5	5	85	45	652522
6	6	100	60	652523
8	8	120	80	652524
10	10	120	80	652525
12	12	150	110	652526
14	12.7	150	110	652527

+ Intensive use

GISS

SET OF 5 SUPER-PRO CONCRETE DRILL BITS



Reamed body. Percussion carbide insert. Use: plaster, soft stone, brick.
Contents: Ø4-5-6-8-10

Ref.
866782

+ Intensive use

GISS

SET OF 6 CONCRETE DRILLS BITS



Standard: NFE 66079/DIN 8039

Carbide plate, semi positive double helix sharpening.
Composition: Ø 4-5-6-7-8-10 mm
Use: stone, brick, plaster.

Ref.
788095

+ Ceramic finishing

SET OF 5 MULTI-X CONCRETE DRILLS BITS

GISS

Multipurpose drill bit. Adapted for drilling most material technologies during maintenance.
“Multi-X” technology enables work on most materials (concrete, masonry units, roof tiling, eternit, multilayer materials, ceramic, tiling, wood, plastic, aluminum, plastic sheeting).
The carbide insert, with its centering point, allows holes to be made easily. 118° angle insert allows for better transmission when rotary drilling or percussion drilling .
The "Multi-X"'s 4 sided grinding mechanism allows quick penetration of material.
Made in France.
The set is made up of (qty 1): Ø4x75 - Ø5x85 - Ø6x100 - Ø8x120 - Ø10x120

fab. | 4F | 118° | Technologie «MultiX»





multi-material

Number of pieces	Ref.
5	853476

+ Versatile

MULTI-X MULTI-MATERIAL DRILL

GISS

Multipurpose drill bit. Adapted for drilling most material technologies during maintenance. “Multi-X” technology enables work on most materials (concrete, masonry units, roof tiling, eternit, multilayer materials, ceramic, tiling, wood, plastic, aluminum, plastic sheeting). The carbide insert, with its centring point, allows holes to be made easily. 118° angle insert allows for better transmission when rotary drilling or percussion drilling . The "MULTI-X"'s 4 sided grinding mechanism allows quick penetration of material. Made in France.

fab. | 4F | 118° | Technologie «MultiX»



Diameter	Total length	Useful length	Ref.
4	75	35	866776
5	85	45	866777
6	100	60	866778
8	120	80	866779
10	120	80	866780

+ Versatile

DRILL BIT FOR HOLLOW MATERIALS

GISS

Drill bit especially developed to drill into hollow construction materials without damaging walls. This special drill bit for hollow materials allows for the drilling of qualitative holes which weaken anchoring hold. MICRO-PERCUSSION SYSTEM - The hammering reducer decreases perforator strikes and does not damage the partitions of the material being drilled. Handle compatible with the SDS-plus perforator. 130° CARBIDE TIP Its tungsten carbide insert facilitates the drilling of material and limits contact with the base during drilling. The partition is not damaged where the hole is. Up to 3x more tearing resistance

fab. | 130° | SDS plus



Diameter	Total length	Useful length	Ref.
6	160	100	866784
8	160	100	866785
6	260	200	866786
8	260	200	866787
10	260	200	866788
16	260	200	866789

+ Undamaged walls = Optimised attachment

GISS



SDS-PLUS «TRIAX» CONCRETE DRILL BITS

For concrete and reinforced concrete. Self-centering tip for easy hole initiation. Its flute allows for faster drilling and dust removal. Conical core. One-piece carbide plate. This 3-way drill bit allows for high stability and less vibration during drilling. Thanks to its constant work on the same plane, the "TriaX" technology allows a perfect calibration of the holes. The "TriaX" technology makes it possible to achieve 900 holes on a reinforced concrete material (factory tested). In case of a contact with reinforced concrete, no risk of deviation of the drill. Allows optimized fastening thanks to PGM calibration. No cracks even if drilling at the edge of the concrete. Quality control on each bit. Made in France.

fab. | < 5 KG | Technologie «TriaX» | BETON ARME | SDS plus

+ Specially designed for all concrete (concrete and reinforced concrete)
TriaX technology with simultaneous contact 3-point



Diameter	Total length	Useful length	Ref.
5	110	50	853478
6	110	50	853479
6	160	100	853480
6	210	150	853481
8	110	50	853482
8	160	100	853483
8	260	200	853484
10	110	50	866761
10	160	100	853485
10	260	200	853486
12	160	100	853487

Diameter	Total length	Useful length	Ref.
12	260	200	853488
12	460	400	866762
14	160	100	853489
14	260	200	853490
16	260	200	853491
16	310	250	853492
16	460	400	866763
18	310	250	853493
20	460	400	853494
20	610	550	866764

GISS



SET OF 7 CONCRETE DRILLS SDS PLUS 3 «TRIAX» TRIMMERS

For concrete and reinforced concrete. Self-centering tip for easy hole initiation. Its flute allows for faster drilling and dust removal. Conical core. One-piece carbide plate. This 3-way drill bit allows for high stability and less vibration during drilling. Thanks to its constant work on the same plane, the "TriaX" technology allows a perfect calibration of the holes. In case of a contact with reinforced concrete, no risk of deviation of the drill. Allows optimized fastening thanks to PGM calibration. No cracks even if drilling at the edge of the concrete.
Quality control on each bit. Made in France.
The set is made up of (qty 1): Ø6x110 - Ø8x110 - Ø10x110 - Ø6x160 - Ø8x160 - Ø10x160 - Ø12x160

fab. | < 5 KG | Technologie «TriaX» | BETON ARME | SDS plus

+ Specially designed for all concrete (concrete and reinforced concrete)
TriaX technology with simultaneous contact 3-point

Number of pieces	Ref.
7	853500

GISS



SET OF 12 SDS-PLUS "TRIAX" CONCRETE DRILL BITS

fab. | < 5 KG | Technologie «TriaX» | BETON ARME | SDS plus

Diameter	Total length	Useful length	Ref.
5	110	50	866766
6	110	50	866767
6	160	100	866768
8	160	100	866769
8	260	200	866770
10	160	100	866771
10	260	200	866772
12	160	100	866773
12	260	200	866774

PACK 3 DRILLS SDS PLUS SINGLE-EDGE

GISS

Self-centering concrete plate. 2 bits Technology.
Plate Angle 160°. Self-centering tip.
SDS plus compatible attachment.
Made in France.

Diameter	Total length	Useful length	Ref.
5	160	100	853496
6	160	100	853497
8	160	100	853498



+ Its self-centering point ensures precision from the very beginning of the hole

SET OF 5 CONCRETE SDS PLUS DRILL BITS

GISS

Standard: NFE 66080/DIN 8035

For hammer drill.
Self-centering concrete plate 160°.

Includes:
Ø 5-6 mm, total length 110 mm
Ø 6-8-10 mm, total length 160 mm

Use: plaster, brick, stone, concrete, hard stone.

Ref.
788093



+ The T4 cutting ring optimizes the removal of dust

SDS MAX DRILL BIT

GISS

6 bit Head.
Self-centering tip.
Flute with progressive core.
Use: plaster, stone, concrete, granite, marble, solid brick, reinforced concrete.

Diameter	Total length	Useful length	Ref.
14	340	200	652533
16	340	200	652534
18	340	200	652535
20	540	400	652536
22	540	400	652537
24	540	400	652538
25	540	400	866759
26	540	400	652539
28	540	400	652540
32	540	400	652541
36	540	400	652542
42	540	400	853874
45	540	400	866760



GISS



CHISEL FOR HAMMER DRILL

Width	Model	Total Length (mm)	Ref.
20	SDS PLUS	250	652528
24	SDS Max	280	652529
24	SDS Max	400	866795
40	SDS PLUS	200	866794
50	SDS Max	360	866796
115	SDS Max	350	866797

GISS



PICK FOR HAMMER DRILL

Diameter (mm)	Model	Total Length (mm)	Ref.
14	SDS-PLUS	250	652530
18	SDS-MAX	280	652531

GISS



SPIRAL HEAD PICK

Diameter (mm)	Model	Total length (mm)	Ref.
14	SDS PLUS	250	866791
18	SDS Max	400	866792

GISS









SET OF CARBIDE DRILL BITS

Description
- Carbide teeth brazed at high temperatures.
- High-resistance treated steel.
- ALG conical attachment.

Use
- Large diameter drilling for electrical installations.
- Suitable for drills and under 700 W power perforators.

Parts	Ref.
A Ø 68 mm carbide drill bit - 1 pilot drill - 1 SDS+ Adapter	866807

\+ SDS-plus and drill compatible

GLASS AND TILE DRILL BIT

GISS

Usage without percussion mode - Low speed (rpm) and the use of a cooling liquid improves lifespan. Do not oscillate when drilling. Compatible with more materials: non tempered glass, plastic, composite, solid and hollow brick, marble



Diameter	Total length	Useful length	Ref.
6	80	40	866799
8	100	60	866800

\+ Ideal for hard and delicate materials

TILE DRILL BIT

GISS

- Use an oscillating motion to remove dust.
- Do not press too heavily on the tool. Let it work.
- Drilling with water greatly increases the life of the tool.
- Sharpening restores cutting power of the tool.
- Cutting speed: DRY >11000 rpm - WITH WATER <3000 rpm.

IF THE TOOL DOES NOT PIERCE either the part is frozen or has over heated.

- or the material is too hard. You have to sharpen the tool on a stone
- Or amplify the oscillation motion
- Sprinkle with water during drilling.







Diameter	Total length	Useful length	Ref.
6	55	22	866802
8	55	20	866803

\+ Can be used with drills and grinder. Sold with a sharpening stone

SET OF TILE DRILL BITS

GISS

- Use an oscillating motion to remove dust.
- Do not press too heavily on the tool. Let it work.
- Drilling with water greatly increases the life of the tool.
- Sharpening restores cutting power of the tool.
- Cutting speed: DRY >11000 rpm - WITH WATER <3000 rpm.

IF THE TOOL DOES NOT PIERCE either the part is frozen or has over heated.

- or the material is too hard. You have to sharpen the tool on a stone
- Or amplify the oscillation motion
- Sprinkle with water during drilling.







Parts	Ref.
Ø6 drill - Ø8 drill - sharpening stone - a grinder mandrel	866805

\+ Can be used with drills and grinder. Sold with a sharpening stone

	633611 633612  Fine cut	633613 839940  Fine cut	633614 839934  Fine cut	829108 839936  Fine cut	633609 633610 839935 	839931 839932 839933 	839938 839939 
	DIAMOND DISC TURBO RIM	DIAMOND DISK WITH VENTILATED TURBO CUTTING EDGE	DIAMOND DISC CONTINUOUS SMOOTH RIM	DIAMOND DISK WITH CONTINUOUS CRENELATED CUTTING EDGE	DIAMOND DISK WITHL SODA LASER SEGMENT	DIAMOND DISK WITHL SODA LASER SEGMENT HP SPECIAL CONCRETE	DIAMOND DISK WITHL SODA LASER SEGMENT HP SPECIAL CONCRETE-ASFALT
Diameter (mm)	**GISS**						
115	633611	839940	839934	839936	839935	839931	-
125	-	-	633614	829108	633609	839932	-
230	633612	633613	-	-	633610	839933	-
300	-	-	-	-	-	-	839938
350	-	-	-	-	-	-	839939
Old concrete	●	●●	-	-	●	●●	●●
Reinforced concrete	●	●●	-	-	●	●●	●●
Clay tile	●●	●●	-	-	-	●	-
Sainte Foy tile	●	●●	-	-	-	●	-
Brick	●	●	-	-	●	●	●●
Paved self-locking	●	●●	-	-	●	●●	●●
washed gravel slab	●	●●	-	-	●	●●	●●
Fibro cement	●	●●	-	-	-	-	-
Green asphalt and concrete	●	-	-	-	-	-	●●
Concrete and asphalt	●	-	-	-	-	-	●●
Natural stone, Granite	●	●●	-	●	-	●	-
Sandstone ceramic tiles	●	●	-	●●	-	-	-
Wall tiles	●	●	●●	●	-	-	-

KEY FOR THE TABLE ABOVE

●● Adapted for this application
● Adapted for occasional use
- Adapted for this application

HOW TO MAKE THE BEST CHOICE BASED ON THE MACHINE USED

Machine power < 2200 Watt : Products for everyday use
Machine power from 2300 to 2500 Watt : Products for intensive use

This is what makes it different **from others**

USING GISS DIAMOND DISKS

EN 13236 STANDARD COMPLIANT

PRECAUTIONS FOR USE

- Do not use the grinder without its protective casing.

- Check that the material you are cutting is fastened and that it cannot move during the cutting.

- In case of excessive strain on the machine, stop working and check that the grinder is functioning correctly.

BEST PRECAUTIONS FOR USE

For what types of material?
Always check the instructions for use and best precautions indicated on the back of GISS diamond disk package.
Which disk code should you chose?
Please refer to the colour code provided in this catalogue
For what machine?
The type of eligible machines is indicated by the pictogram.

INSTRUCTIONS FOR USE



- Check that the arrow on the disk is in the direction of rotation of the grinder.

- Check that the disk bore corresponds to that of the shaft of the grinder.

- Check that the disk, the retaining flange and the output pin of the grinder are clean.

- Check the RPM of your machine.

- Pass the disk over the worked material calmly and in regular manner. Do not put excessive pressure on the disk. Do not reduce the number of rpm too much.

- If the disk is not cutting well, double check that it is suitable for the worked material and that it is not worn. The disk can be revived by making a few cuts in a (soft and sandy) material, such as stone, sand or breeze block. In this way, the bonding material on the disk is removed quicker, which makes appear new diamond grains.

- This disk is designed only for straight cuts; cutting in curved line will deteriorate the disk's geometry.

SAFETY GUIDELINES

Note the safety symbols on GISS diamond disks.



GISS



DIAMOND DISC TURBO RIM

Standard: EN 13236

Dry cut. Application: Concrete, standard.
For sharp and precise cutting in natural stone and various tiles (Sainte-Foy, concrete).



Diameter (mm)	HT Segment (mm)	Ref.
125x22	7	633611
230x22	7	633612

GISS



DIAMOND DISC TURBO VENTILATED RIM

Standard: EN 13236

Application: Hard stone, concrete, washed stone slabs, fibre cement.
For dry cutting, heavy cutting, silent sheet metal.



Diameter (mm)	HT Segment (mm)	Ref.
125x22	7	839940
230x22	7	633613

GISS



+ Spark-free clean precise cut

DIAMOND DISC CONTINUOUS SMOOTH RIM

Standard: EN 13236

Application: Soft tile, earthenware and natural stones.
Dry/water cutting of soft tiles. Silent sheet.



Diameter (mm)	HT Segment (mm)	Ref.
115x22.2	7	839934
125x22	7	633614

DIAMOND DISC CONTINUOUS CRENALATED RIM

Standard: EN 13236

Application: Hard tile such as porcelain stoneware.
Dry/water cutting of hard tiles: porcelain stoneware...
Silent sheet.



Diameter (mm)	HT Segment (mm)	Ref.
115x22	7	839936
125x22	7	829108



+ Quick spark-free and chip-free tile cutting

LASER WELDED SEGMENTED DIAMOND DISC

Standard: EN 13236

Application: Concrete, standard.
For alternating and versatile cutting in masonry materials such as: brick, old concretes...
Silent sheet.



Diameter (mm)	HT Segment (mm)	Ref.
115x22	7	839935
125x22	7	633609
230x22	7	633610



+ 100% guaranteed against detachment of segments

› SEE PAGE 1032



Range of protection

GISS



+ High cutting rate
Height of segment 10 mm

SEGMENTED DIAMOND DISC WELDED SPECIAL HIGH-PERFORMANCE LASER FOR CONCRETE AND REINFORCED CONCRETE

Standard: EN 13236

Intensive use in the most diverse materials.
Silent sheet.
100% guarantee against detachment of the segments.



Diameter (mm)	HT Segment (mm)	Ref.
115x22	10	839931
125x22	10	839932
230x22	10	839933

GISS



+ Mixed product Concrete/Asphalt
Height of segment 10 mm

SEGMENTED DIAMOND DISC WELDED SPECIAL HIGH-PERFORMANCE LASER FOR CONCRETE AND ASPHALT

Standard: EN 13236

Guarantee against detachment of segments.
Silent sheet.



Diameter (mm)	HT Segment (mm)	Ref.
300x20	10	839938
350x25.4	10	839939

› SEE PAGE 1112



Range of shoes

› SEE PAGE 1045



Range of masks

› SEE PAGE 1055



Range of gloves

This is what makes it different **from others**

SPARK RESISTANT TOOLS

In environments which are potentially flammable or explosive, explosion tools are replacing those made of steel. The aim is to avoid creating sparks by rubbing or striking hard surfaces.

These tools are not classified as antistatic. Do not use tools containing copper in contact with acetylene, particularly in humid environments.

ROEBUCK's explosion tools are made of copper-beryllium or aluminium bronze. The choice of material is based on the type of usage.

Copper-beryllium (Cu-Be) is harder but also more brittle than aluminium-bronze (Al-Bron). Cu-Be does not contain ferric substances, which makes it the right choice for situations where non-magnetic properties are required. Al-Bron does contain ferric substances and is slightly magnetic which makes it suitable for work where non-magnetic qualities are required but not crucial.

ATEX definition

It concerns mixture of dangerous substances with air, under atmospheric conditions, in the form of gases, vapours, mist or dust in which, after ignition has occurred, combustion spreads to the entire unburned mixture.

As of July 1, 2003, a risk assessment must be made and recorded in a dedicated document.

All ATEX zones must be identified and defined in a zone diagram. A document relative to zones concerned with risk of explosion and explosion protection must be drawn up. Certification of conformity of electrical, hydraulic and pneumatic equipment must be organised.

In order to provide best safety to their clients, as well as best offer, ROEBUCK chose tools which are forged in Germany.

Indeed, one can recognise quality when comparing the size and weight of each tool to similar tools manufactured outside Europe. In case of a combination wrench, the difference in size can be up to 20% and in weight up to 25%.

In the case of striking tools, such mallets, hammers etc., ROEBUCK proposes only TCP call fibreglass tool sin order to ensure maximum safety.

Thanks to this technology, we can provide you with a tool which is unaffected by humidity, non conductive, with a resistance to head detachment of over 1800 kg and with a handle which is 10 times more resistant than a wooden handle.

We did not forget ergonomics, selecting those handles which are best suited to your strike.









CLASSIFICATION OF WORK ZONES

- There are 3 types of zones for gas and vapours

  Zone 0 : Atmospheres which are inflammable continuously or for long periods of time

  Zone 1 : Atmospheres which are occasionally inflammable

  Zone 3 : Atmospheres which are exceptionally inflammable. A typical scenario involving malfunctioning

- There are 3 types of zones for dust

  Zone 20 : Dust is present continuously or for long periods of time

  Zone 21 : Dust is present occasionally

  Zone 22 : Dust is present exceptionally. A typical scenario involving malfunctioning

In zones 0, 1 and 2, safety authorities oblige use of explosion proof tools.

- Based on the analysis of your needs, ROEBUCK seeks to find the best quality suited to the given restricted environment.

LIST OF SCOPE OF APPLICATION OF ROEBUCK EXPLOSION PROOF TOOLS

INDUSTRY	FABRICATION	ACTIVITES
Pharmaceutics	Plastics	Air Force
Distillery-Breweries	Painting	Naval
PetrochemicalsPétrochimique	Powders	Airports
Chemical	Alcohol	Fire Brigades
Pyrotechnic	Silos and Mills	Defence
Paper	Refineries	Service Stations
Automotive		Energy
Oil Industry		
Aerospace		









SPARK RESISTANT COMBINATION WRENCH

Roebuck

Standard: DIN 3113

Aluminium bronze.
German made.



Diameter (mm)	Length (mm)	Weight (g)	Ref.
6	130	50	845983
7	130	55	845984
8	135	55	845985
9	150	60	845986
10	150	60	845987
11	150	90	845988
12	150	160	845989
13	190	165	845990
14	190	170	845991
15	190	230	845992
16	210	230	845993
17	210	230	845994
18	210	230	845995
19	230	230	845996
20	230	230	845997

Diameter (mm)	Length (mm)	Weight (g)	Ref.
21	230	300	845998
22	250	300	845999
23	250	300	846000
24	250	410	846001
25	270	410	846002
26	270	410	846003
27	280	510	846004
28	280	510	846005
29	280	510	846006
30	300	570	846007
32	300	570	846008
34	320	570	846009
36	330	840	846010
41	410	2000	846011
46	410	2000	846012

6-SIDED SPARK RESISTANT PIPE WRENCH

Roebuck

Standard: DIN 898

Aluminium bronze.
German made.



Diameter (mm)	Length (mm)	Weight (g)	Ref.
8	175	100	846014
9	185	120	846015
10	195	140	846016
11	205	180	846017
12	240	220	846018
13	240	280	846019
14	240	280	846020
15	250	300	846021
16	250	300	846022
17	270	320	846023
18	270	320	846024
19	290	530	846025
20	290	530	846026
21	310	680	846027

Diameter (mm)	Length (mm)	Weight (g)	Ref.
22	335	830	846028
23	335	830	846029
24	335	1000	846030
25	335	1000	846031
26	365	1000	846032
27	365	1000	846033
28	395	1300	846034
29	395	1300	846035
30	395	1300	846036
32	425	1700	846037
33	425	1700	846038
34	425	1700	846039
35	460	2800	846040
36	465	2800	846041

BI-HEX SPARK RESISTANT HAMMER WRENCH

Roebuck

Standard: DIN 7444

Aluminium bronze.
German made.



Diameter (mm)	Length (mm)	Weight (g)	Ref.
17	165	250	846043
19	165	250	846044
22	165	230	846045
24	165	230	846046
27	180	320	846047
30	180	320	846048
32	190	500	846049
34	205	500	846050
41	230	700	846051
42	230	700	846052
46	240	950	846053

Diameter (mm)	Length (mm)	Weight (g)	Ref.
50	255	1100	846054
55	270	1360	846055
60	280	1600	846056
65	300	2100	846057
70	330	2700	846058
75	330	2700	846059
80	360	3900	846060
85	360	3600	846061
90	390	5400	846062
95	390	4900	846063
100	420	6200	846064

Roebuck



SPARK RESISTANT IMPACT OPEN END WRENCH

Standard: DIN 133

Aluminium bronze.
German made.

Diameter (mm)	Length (mm)	Ref.
17	180	846256
19	180	846257
22	180	846258
24	180	846259
27	180	846260
28	180	846261
29	190	846262
30	190	846263
32	190	846264
33	190	846265
34	215	846266
35	215	846267
36	215	846268
38	215	846269
41	235	846270
42	235	846271
46	255	846272
47	255	846273
50	275	846274
52	275	846275

Diameter (mm)	Length (mm)	Ref.
54	300	846276
55	300	846277
56	300	846278
58	320	846279
60	320	846280
63	340	846281
65	340	846282
67	375	846283
70	375	846284
71	375	846285
75	375	846286
77	408	846287
80	408	846288
82	408	846289
85	408	846290
88	445	846291
90	445	846292
95	445	846293
100	485	846294

Roebuck



6-SIDED MALE SPARK RESISTANT WRENCH

Standard: DIN 911

Aluminium bronze.
German made.

Diameter (mm)	Length (mm)	Weight (g)	Ref.
1,5	55	3	846066
2,5	55	2	846067
3	60	7	846068
4	70	12	846069
5	80	20	846070
6	90	33	846071
7	95	45	846072
8	100	65	846073
9	105	85	846074
10	120	100	846075
11	119	130	846076
12	125	165	846077

Diameter (mm)	Length (mm)	Weight (g)	Ref.
13	132	200	846078
14	140	250	846079
17	160	405	846080
18	170	500	846081
19	180	570	846082
22	200	950	846083
24	224	1250	846084
27	250	1800	846085
30	280	2500	846086
32	315	3100	846087
36	355	4500	846088
41	400	5300	846089

8 PIECE SPARK RESISTANT HEXAGON KEYS

Roebuck

Standard: DIN 3113

Aluminium bronze.
Contents: 2-2,5-3-4-5-6-8-10 mm
German made.

Number of pieces	Weight (g)	Ref.
8	245	846091



8 PIECE SPARK RESISTANT HEXAGON WRENCHES

NEW Roebuck

Aluminium bronze
Contents: 2 - 2.5 - 3 - 4 - 5 - 6 - 8 -10 mm
German manufacture

Number of pieces	Ref.
8	879649



8 PIECE SPARK RESISTANT BALL-END HEXAGON KEYS

NEW Roebuck

Aluminium bronze
Contents: 2 - 2.5 - 3 - 4 - 5 - 6 - 8 -10 mm
German manufacture

Number of pieces	Ref.
8	879651



Roebuck NEW



8 PIECE LONG SPARK RESISTANT BALL-END HEXAGON KEYS

Aluminium bronze
Contents: 2 - 2.5 - 3 - 4 - 5 - 6 - 8 -10 mm
German manufacture

Number of pieces	Ref.
8	879653

Roebuck NEW



24 PIECE 1/2" DRIVE SPARK RESISTANT RATCHET & SOCKET SET

Bronze aluminium
German manufacture

Contents:
1/2" ratchet
250mm extension
22 1/2" sockets: 10,11,12,13,14,15,16,17,18,19,20,21,22,23,24,25,26,27,28,29, 30,32 mm

Number of pieces	Ref.
26	879655

SPARK RESISTANT HEX SOCKET - 1/2" DRIVE

Roebuck

Aluminium bronze.
German made.



Diameter (mm)	Length (mm)	Weight (g)	Ref.
8	40	50	846093
9	40	50	846094
10	40	50	846095
11	40	50	846096
12	40	50	846097
13	40	50	846098
14	40	55	846099
15	40	55	846100
16	40	60	846101

Diameter (mm)	Length (mm)	Weight (g)	Ref.
17	40	65	846102
18	40	75	846103
19	40	85	846104
21	40	100	846105
22	40	110	846106
24	40	125	846107
27	40	150	846108
30	40	195	846109
32	42	240	846110

SPARK RESISTANT HEX SOCKET - 1" SQUARE DRIVE

Roebuck

Aluminium bronze.
German made.



Diameter (mm)	Square (inch)	Ref.
24	1''	846112
27	1''	846113
30	1''	846114
32	1''	846115
36	1''	846116

Diameter (mm)	Square (inch)	Ref.
41	1''	846117
46	1''	846118
50	1''	846119
55	1''	846120
60	1''	846121

REVERSIBLE RATCHET 1/2" SPARK RESISTANT

Roebuck

Aluminium bronze.
German made.

Length (mm)	Weight (g)	Ref.
250	650	846123



1/2" SPARK RESISTANT SLIDING HANDLE

Roebuck

Aluminium bronze.
German made.

Length (mm)	Weight (g)	Ref.
320	550	846226



SPARK RESISTANT T-EXTENSION 1/2"

Roebuck

Aluminium bronze.
German made.

Length (mm)	Weight (g)	Ref.
245	500	846228



Roebuck



SPARK RESISTANT EXTENSION 1/2"

Aluminium bronze.
German made.

Length (mm)	Weight (g)	Ref.
100	200	846230

Roebuck



SPARK RESISTANT ADJUSTABLE WRENCH

Aluminium bronze.
German made.

Opening (mm):	Length (mm)	Weight (g)	Ref.
27	250	920	846125
30	300	1320	846126
46	375	1700	846127

Roebuck NEW



MECHANIC'S SPARK RESISTANT DIN HAMMER

DIN Hammer, Hickory handle.
Bronze aluminium
German manufacture

Weight (g)	Ref.
500	879642
800	879643

Roebuck NEW



SPARK RESISTANT TWO-HANDED HAMMER

Hickory handle two-handed hammer.
Bronze aluminium
German manufacture

Weight (g)	Ref.
2000	879647
1500	879646
1000	879645

SPARK RESISTANT TUBE CLAMP WRENCH

Roebuck

Aluminium bronze.
German made.

Opening (mm)	Length (mm)	Weight (g)	Ref.
3/4''	230	600	846129
1''	300	990	846130
1 1/2''	385	1600	846131
2''	460	2200	846132
2 1/2''	625	4050	846133
3 1/2''	850	7350	846134
5''	1205	13800	846135



SPARK RESISTANT ADJUSTABLE PLIERS 250MM

Roebuck

Copper Beryllium 2..

Opening (mm)	Length (mm)	Weight (g)	Ref.
30	250	400	846137



SPARK RESISTANT DIAGONAL CUTTER

Roebuck

Copper Beryllium 2.

Length (mm)	Weight (g)	Ref.
165	200	846139



SPARK RESISTANT UNIVERSAL PLIERS

Roebuck

Copper Beryllium 2.

Length (mm)	Weight (g)	Ref.
200	300	846141



SPARK RESISTANT STRAIGHT KNIFE

Roebuck

Aluminium bronze.

Blade (mm)	Length (mm)	Weight (g)	Ref.
80	180	30	846143



SPARK RESISTANT SCREWDRIVER SLOT

Roebuck

Copper Beryllium 2.
German made.

Size	Length (mm)	Weight (g)	Ref.
6	150	110	846149
8	150	150	846150
10	200	190	846151



SPARK RESISTANT PH SCREWDRIVER

Roebuck

Copper Beryllium 2.
German made.

Size	Length (mm)	Weight (g)	Ref.
PH 2	100	95	846145
PH 3	150	170	846146
PH 4	200	280	846147





SPARK RESISTANT JOINT BREAKER CORNER

Copper Beryllium 2.
For other sizes available, please contact us.
German made.

Dimensions (mm)	Weight (g)	Ref.
80x15x6	150	846153
90x50x10	250	846154
100x30x15	180	846155
100x50x10	250	846156
105x19x13	200	846157
150x25x13	240	846158
150x30x13	290	846159
150x38x19	350	846160
150x40x13	390	846161

Dimensions (mm)	Weight (g)	Ref.
180x32x13	370	846162
180x50x10	600	846163
180x50x19	920	846164
200x38x25	850	846165
200x38x14	850	846166
200x50x19	920	846167
215x50x32	1000	846168
230x40x20	920	846169



SPARK RESISTANT DRIVING PUNCH

Standard: DIN 6458

Aluminium bronze.
German made.

Diameter (mm)	Length (mm)	Ref.
1	120	846359
2	120	846360
3	120	846361
4	120	846362
5	120	846363
6	120	846364
7	120	846365
8	120	846366

Diameter (mm)	Length (mm)	Ref.
9	150	846367
10	150	846368
12	160	846369
14	160	846370
16	200	846371
18	200	846372
20	200	846373
22	200	846374



SPARK RESISTANT CHISEL

Aluminium bronze.
German made.

Length (mm)	Weight (g)	Ref.
200	340	846177
250	430	846178

SPARK RESISTANT FLEXIBLE BLADE SPATULA

Roebuck

Copper Beryllium 2.
German made.

Length (mm)	Width (mm)	Weight (g)	Ref.
210	40	72	846180
210	50	86	846181
210	60	98	846182
230	80	103	846183
230	90	114	846184
230	100	125	846185



SPARK RESISTANT RIGID BLADE SPATULA

Roebuck

Copper Beryllium 2.
German made.

Length (mm)	Width (mm)	Weight (g)	Ref.
210	30	120	846187
210	40	130	846188
220	50	140	846189
220	60	150	846190
240	80	170	846191
240	90	180	846192
240	100	190	846193



SPARK RESISTANT FLEXIBLE BLADE SCRAPER

Roebuck

Copper Beryllium 2.
German made.

Length (mm)	Width (mm)	Weight (g)	Ref.
175	78	110	846195



SPARK RESISTANT TRIANGULAR SCRAPER

Roebuck

Aluminium bronze.
German made.

Length (mm)	Total Length (mm)	Weight (g)	Ref.
200	310	210	846197



› SEE PAGE 529



PRATIK MOV + large wheeled trolley organiser
Ref. 862109

Roebuck



SPARK RESISTANT ROUND WIRE HANDLE BRUSH

Aluminium bronze.
German made.

Number of rows	Length (mm)	Weight (g)	Ref.
3	350	170	846199

Roebuck



SPARK RESISTANT SAW FRAME

Aluminium bronze.
German made.

Length (mm)	weight (g)	Ref.
560	900	845201

Roebuck



SPARK RESISTANT SAW BLADE

Aluminium bronze.
German made.

Blade length (mm)	Ref.
300	846203

Roebuck



EXPLOSION PROOF SHOVEL

Aluminium bronze.
German made.

Ref.
846205

ROEBUCK FIBREGLASS HANDLES

Why should you chose **ROEBUCK** tools with a fibreglass handle?

ROEBUCK fibreglass handles are manufactured using the continuous extrusion technology, referred to as TCP: 125 000 fibres/ cm are soaked in resin, compressed under pressure and cooked with microwaves to achieve the desired hardness, whilst avoiding the creation of gas pockets.

The resulting handle is:

- a non conductor of electricity (at last up to 36,000V)
- Unaffected by temperature variations (non conductor of cold)
- Unaffected by humidity

Fibreglass handle is 10 times more resistant than a wooden one and 3 times more resistant than those made of steel

This is what makes it different **from others**

The head is fastened to the handle by 2 component resin.

It resists the forces of traction and detachment of more than 1800kg.



Flame-retardant, this material is resistant to high temperature (140°)

Ergonomic handle. Does not transmit vibrations to the user

Roebuck



SPARK RESISTANT CLUB HAMMER FV HANDLE

Handle 10 times stronger than a wooden handle and 3 times stronger than a steel handle.
Aluminium bronze.
The ROEBUCK fiberglass handle is manufactured using a continuous extrusion process known as 'TCP'. It passes through a microwave oven at high frequency for its hardening.
Anti-Static. Self-extinguishing and high heat resistant material (140°). Head sealed at the handle with a 2-component resin.
Withstands a traction pull of more than 1800 kg
Non-Conductive, minimum up to 36000V
Insensitive to temperature variations - not conducting cold.
Insensitive to moisture.
Without vibration transmission to the user's arm.
Ergonomic handle.
German made.

Length (mm)	Weight (g)	Ref.
700	3000	846207
800	4000	846208
900	5000	846209

Roebuck



SPARK RESISTANT CLUB HAMMER FV HANDLE

Handle 10 times stronger than a wooden handle and 3 times stronger than a steel handle.
Aluminium bronze.
The ROEBUCK fiberglass handle is manufactured using a continuous extrusion process known as 'TCP'. It passes through a microwave oven at high frequency for its hardening.
Anti-Static. Self-extinguishing and high heat resistant material (140°). Head sealed at the handle with a 2-component resin.
Withstands a traction pull of more than 1800 kg
Non-Conductive, minimum up to 36000V
Insensitive to temperature variations - not conducting cold.
Insensitive to moisture.
Without vibration transmission to the user's arm.
Ergonomic handle.
German made.

Length (mm)	Weight (g)	Ref.
260	1000	846211
280	1500	846212
300	2000	846213

SPARK RESISTANT CLUB HAMMER FV HANDLE

Roebuck



Aluminium bronze.
Handle 10 times stronger than a wooden handle and 3 times stronger than a steel handle.
The ROEBUCK fiberglass handle is manufactured using a continuous extrusion process known as 'TCP'. It passes through a microwave oven at high frequency for its hardening.
Anti-Static. Self-extinguishing and high heat resistant material (140°). Head sealed at the handle with a 2-component resin.
Withstands a traction pull of more than 1800 kg
Non-Conductive, minimum up to 36000V
Insensitive to temperature variations - not conducting cold.
Insensitive to moisture. Without vibration transmission to the user's arm. Ergonomic handle, especially with gloves.
German made.

+ Ergonomic handle, especially with glove holders.

Length (mm)	Weight (g)	Ref.
280	1500	846215

EXPLOSION PROOF HAMMER FV HANDLE

Roebuck



Aluminium bronze.
Handle 10 times stronger than a wooden handle and 3 times stronger than a steel handle.
The ROEBUCK fiberglass handle is manufactured using a continuous extrusion process known as 'TCP'. It passes through a microwave oven at high frequency for its hardening.
Anti-Static. Self-extinguishing and high heat resistant material (140°). Head sealed at the handle with a 2-component resin.
Withstands a traction pull of more than 1800 kg
Non-Conductive, minimum up to 36000V
Insensitive to temperature variations - not conducting cold.
Insensitive to moisture.
Without vibration transmission to the user's arm.
Ergonomic handle.
German made.

Length (mm)	Weight (g)	Ref.
280	300	846217
325	500	846218
350	800	846219

› SEE PAGE 1055



Range of gloves

What you need **to know**

Insulated tools are made of high quality materials and offer the best protection possible during live work



Live working requires the highest quality of insulated tools to protect workers.

The Roebuck range features **nylon 11** handles that are **molded directly** onto tools.

The international specification EC60900 requires the tools to pass an electrical test of 10,000 volts for 3 minutes immersed in water.

The insulation must also be able **to withstand shocks, be flame retardant, and divert moisture. It must also show good adhesion to the tool, and all these characteristics must withstand temperatures between -20 ° C to + 70 ° C.**

The range surpasses these electrical specifications.

Each safety tool is tested and evaluated according to IEC 60900: 2012 and validated by the VDE standard before shipment.

The PVC handle meets the main requirements of these tests, but the nylon 11 molded on the tool provides maximum strength and adhesion (PVC sleeves are only depressed on the tools) and is by far the best choice.

The materials and manufacturing process are more than compliant with the requirements of IEC 60900.

In addition to the IEC60900 standard, these products also meet the requirements of Category "C"

In general, the tools must withstand shocks up to -20 ° C, but in some countries this temperature may be frequent, so tests at -20 ° C do not provide adequate safety margins.

Category "C" testing subjects insulated tools to shock at temperatures of -40 ° C. These Roebuck tools exceed the requirements of this test, and carry the corresponding marking, which makes them unique on the market.

› SEE PAGE 1042



G-RACK safety spectacles Ref. 865637

› SEE PAGE 1121



MOYUTA ESD S1P SRC shoe Ref. 867111

› SEE PAGE 1155



Signaling tripod Ref. 868026

› SEE PAGE 1155



5 cones kit Ref. 868022

INSULATED 11 PIECE GENERAL PURPOSE TOOL KIT

Standards: IEC 60900:2012, including Cat C, and VDE:GS

High quality, fully injection-moulded with Nylon 11 for optimum protection.

Contents:
Screwdriver slot 75 mm - End piece of 3 mm
Electrician screwdriver 150 mm - End piece of 5 mm, 6.5 mm
Screwdriver PZ1 75 mm, PZ2 100 mm
Screwdriver PH1 75 mm, PH2 100 mm
Universal pliers 200 mm
Pliers to curved beak 150 mm
Cable cutter 200 mm
Crescent wrench 200 mm
Provided in the kit

AC 1000V
IEC 60900:2012
Category "C"

Number of pieces	Ref.
11	7770631

Roebuck



INSULATED COMBINATION PLIERS

IEC 60900 standard:2012, including Cat C, and VDE:GS

High quality, fully injection-moulded with Nylon 11 for optimum protection.

AC 1000V
IEC 60900:2012
Category "C"

Length (mm)	Ref.
160	7770630
200	7770632

Roebuck



INSULATED SNIPE NOSE PLIERS

Standards: IEC 60900:2012, including Cat C, and VDE:GS

High quality, fully injection-moulded with Nylon 11 for optimum protection.

AC 1000V
IEC 60900:2012
Category "C"

Length (mm)	Ref.
160	7770633
200	7770634

Roebuck



Roebuck



INSULATED BENT NOSE PLIER

Standards: IEC 60900:2012, including Cat C, and VDE:GS

High quality, fully injection-moulded with Nylon 11 for optimum protection.
Curved bend to 45 degrees for easy access.

AC 1000V
IEC 60900:2012
Category "C"

Length (mm)	Ref.
200	7770635

Roebuck



INSULATED DIAGONAL CUTTING PLIERS

Standards: IEC 60900:2012, including Cat C, and VDE:GS

High quality, fully injection-moulded with Nylon 11 for optimum protection.
Cutting capacity:
- Up to 2 mm² 1600 N/Nmm² for hard wire
- Up to 2.8 mm² 800 N/Nmm² for hard wire

AC 1000V
IEC 60900:2012
Category "C"

Length (mm)	Ref.
160	7770637

Roebuck



INSULATED WATERPUMP PLIERS

Standards: IEC 60900:2012, including Cat C, and VDE:GS

High quality, fully injection-moulded with Nylon 11 for optimum protection.

AC 1000V
IEC 60900:2012
Category "C"

Max opening (mm)	Length (mm)	Ref.
35	250	7770639

INSULATED CABLE CUTTER

Standards: IEC 60900:2012, including Cat C, and VDE:GS

High quality hand tools, injection moulded with Nylon 11 for optimum protection.
Cutting capacity:
- up to 25 mm for hard wire
- up to 50 mm for semi-hard wire

AC 1000V
IEC 60900:2012
Category "C"

Length (mm)	Ref.
200	7770638



INSULATED ADJUSTABLE WRENCH HT

Standards: IEC 60900:2012, including Cat C, and VDE:GS

High quality, fully injection-moulded with Nylon 11 for optimum protection.

AC 1000V
IEC 60900:2012
Category "C"

Max opening (mm)	Length (mm)	Ref.
24	200	7770670
35	250	7770671



INSULATED SCREWDRIVER SLOTTED

Standards: IEC 60900:2012, including Cat C, and VDE:GS

High quality, fully injection-moulded with Nylon 11 for optimum protection.

AC 1000V
IEC 60900:2012
Category "C"

Size (mm)	Length (mm)	Ref.
3	75	7770660



Roebuck



INSULATED ELECTRICIAN SCREWDRIVER

Standards: IEC 60900:2012, including Cat C, and VDE:GS

High quality, fully injection-moulded with Nylon 11 for optimum protection.

AC 1000V
IEC 60900:2012
Category "C"

Size (mm)	Length (mm)	Tip type	Ref.
5	200	Slotted / Pozi 1	7770661
6	255	Slotted / Pozi 2	7770662

Roebuck



INSULATED SLOTTED SCREWDRIVER

Standards: IEC 60900:2012, including Cat C, and VDE:GS

High quality, fully injection-moulded with Nylon 11 for optimum protection.

AC 1000V
IEC 60900:2012
Category "C"

Size (mm)	Length (mm)	Ref.
6.5	100	7770663
8	150	7770664

Roebuck



INSULATED POZIDRIV SCREWDRIVER

Standards: IEC 60900:2012, including Cat C, and VDE:GS

High quality, fully injection-moulded with Nylon 11 for optimum protection.

AC 1000V
IEC 60900:2012
Category "C"

Size	Length (mm)	Ref.
PZ0	87	7770665
PZ1	75	7770666
PZ2	115	7770667

HT INSULATED PHILLIPS SCREWDRIVER

Roebuck

Standards: IEC 60900:2012, including Cat C, and VDE:GS

High quality, fully injection-moulded with Nylon 11 for optimum protection.

AC 1000V
IEC 60900:2012
Category "C"

Dimension	Length (mm)	Ref.
PH1	75	7770668
PH2	100	7770669



INSULATED OPEN-ENDED SPANNERS

Roebuck

Standards: IEC 60900:2012, including Cat C, and VDE:GS

High quality, fully injection-moulded with Nylon 11 for optimum protection.
Simple fork and head isolated for maximum protection.

AC 1000V
IEC 60900:2012
Category "C"

Opening (mm)	Ref.
8	7770640
10	7770641
11	7770642
12	7770643
13	7770644
14	7770645
15	7770646
16	7770647
17	7770648
18	7770649
19	7770651



INSULATED HACKSAW FRAME

Roebuck

Standards: IEC 60900:2012, including Cat C, and VDE:GS

High quality, fully injection-moulded with Nylon 11 for optimum protection.

AC 1000V
IEC 60900:2012
Category "C"

Ref.
7770658



Roebuck



INSULATED CABLE JOINTERS KNIFE

CEI 60900:2012, including Cat C, and VDE:GS

High quality, fully injection-moulded with Nylon 11 for optimum protection of electricians, even in extreme conditions. Each product is individually tested before shipping to ensure that it meets the stringent IEC 60900 standards:2012, including Cat C, plus VDE:GS.

AC 1000V
IEC 60900:2012
Category "C"

Ref.
7770659

Roebuck



INSULATED 1/2" DRIVE

Standards: IEC 60900:2012, including Cat C, and VDE:GS

High quality, injection moulded with Nylon 11 for optimum protection.
For 1/2" bits isolated

AC 1000V
IEC 60900:2012
Category "C"

Diameter (mm)	Ref.
10	7770652
13	7770653
17	7770654
19	7770655

Roebuck



INSULATED REVERSIBLE RATCHET

Standards: IEC 60900:2012, including Cat C, and VDE:GS

High quality, fully injection-moulded with Nylon 11 for optimum protection.
For 1/2" bits isolated

AC 1000V
IEC 60900:2012
Category "C"

Ref.
7770656

INSULATED FOR 1/2" DRIVE EXTENSION BAR

CEI 60900:2012, including Cat C, and VDE:GS

High quality, fully injection-moulded with Nylon 11 for optimum protection of electricians, even in extreme conditions. Each product is individually tested before shipping to ensure that it meets the stringent IEC 60900 standards:2012, including Cat C, plus VDE:GS.

AC 1000V
IEC 60900:2012
Category "C"

Ref.
7770657

Roebuck



12 PIECE 1/2" DRIVE INSULATED METRIC SOCKET SET

Standards: IEC 60900:2012, including Cat C, and VDE:GS

High quality, fully injection-moulded with Nylon 11 for optimum protection.

Contents:
- 10 isolated sockets 8-12 mm for bit 1/2"
- 1 reversible ratchet
- 1 extension of 125mm

AC 1000V
IEC 60900:2012
Category "C"

Number of pieces	Ref.
12	7770672

Roebuck



14 PIECE 1/2" DRIVE INSULATED METRIC SOCKET SET

Standard: IEC 60900

Isolated sockets and ratchet 14 pieces

Contents:
- 1 ratchet 1/2" isolated
- 9 isolated sockets 8/10/12/13/14/17/19/22/24 mm,
- 3 isolated sockets 5, 6, 8 mm keys
- 1 125 mm extension

AC 1000V
IEC 60900:2012
Category "C"

Number of pieces	Ref.
14	5049835

Roebuck



Roebuck



1/2" COMPOSITE IMPACT WRENCH

Twin hammer mechanism.
Composite structure allowing a great robustness of the tool while ensuring a suitable weight to the user.
Progressive power by the trigger.

Technical characteristics:

Length (mm)	157	Unloaded speed (rpm)	12000
Maximum torque (Nm)	624	Average torque (Nm)	34 - 338
Weight (kg)	1.24	Air consumption (l / min)	113

Ref.
8496695

Roebuck



1/2" COMPOSITE IMPACT WRENCH

Twin hammer mechanism.
Composite structure allowing a great robustness of the tool while ensuring a suitable weight to the user.

Technical characteristics:

Length (mm)	186	Unloaded speed (rpm)	9000
Maximum torque (Nm)	1054	Average torque (Nm)	68-746
Weight (kg)	2.04	Air consumption (l / min)	125

Ref.
8496696

Roebuck



COMPOSITE 1/2" IMPACT WRENCH

Twin hammer mechanism.
Composite structure allowing for a great robustness of the tool while ensuring a suitable weight to the user.
Incremental power via the trigger.

Technical characteristics:

Length (mm)	188	No-load speed	8000 rpm.
Maximum torque (N·m)	1112	Average torque (N·m)	68 - 786
Weight (kg)	1.91	Average air consumption (L/min)	113

Ref.
8496697

3/4" COMPOSITE IMPACT WRENCH

Roebuck



Twin hammer mechanism.
Composite structure allowing a great robustness of the tool while ensuring a suitable weight to the user.
Progressive power by the trigger.

Technical characteristics:

Length (mm)	220	Empty speed (rpm)	5000
Maximum torque (Nm)	2034	Average torque (Nm)	271 - 1627
Weight (kg)	3.44	Air consumption (l / min)	198

Ref.
8496698

6.0MM COMPOSITE DIE GRINDER

Roebuck



Comfortable, compact and ergonomic.
Composite structure allowing for a great robustness of the tool while ensuring a suitable weight for the user.

Technical characteristics:

Length (mm)	159	1/4 "bit	
Unloaded speed (rpm)	25000	Weight (kg)	0.4
Air consumption (l / min)	113	Noise level (dB)	77

Ref.
8496700

6MM MINI ANGLE GRINDER

Roebuck



Comfortable, compact and ergonomic.
Composite structure allowing for a great robustness of the tool while ensuring a suitable weight for the user.
90°inclined head

Technical characteristics:

Length (mm)	159	1/4 "bit	
Empty speed (rpm)	20000	Weight (kg)	0.5
Air consumption (l / min)	113	Noise level (dB)	77

Ref.
8496699

Roebuck



1/2" RATCHET

Composite structure allowing a great robustness of the tool while ensuring a suitable weight to the user.

Technical characteristics:

Length (mm)	256	Empty speed (rpm)	150
Maximum torque (Nm)	68	Average torque (Nm)	14-68
Weight (kg)	1,2	Air consumption (l / min)	113
Noise level (dB)	79		

Ref.
8496694

Roebuck



13MM DRILL - CHUCK

Composite structure allowing for a great robustness of the tool while ensuring a suitable weight for the user.

Technical characteristics:

Chuck (mm)	13	Length	219
Unloaded speed (rpm)	800	1/2 "air inlet	
Weight (kg)	1.3	Air consumption (l / min)	113

Ref.
8496702

Roebuck



10MM DRILL - QUICK CHUCK

Composite structure allowing for a great robustness of the tool while ensuring a suitable weight for the user.

Technical characteristics:

Chuck (mm)	10	Length	194
Empty speed (rpm)	2000	Air inlet	"3/8
Weight (kg)	1.0	Air consumption (l / min)	113

Ref.
8496703

150MM ORBITAL SANDER

Roebuck



Composite structure allowing for a light weight and durability.
Orbit 5mm.

Technical characteristics:

Height (mm)	104	Length	196
Tray diameter (mm)	150	Orbit diameter (mm)	5
Unloaded speed (rpm)	12000	Weight (kg)	0.7
Air consumption (l / min)	57	Noise level (dB)	78

Ref.
8496701

CHISEL HAMMER

Roebuck



Supplied in a ABS storage box
Contents:
- 1 hammer chisel
- 5 burins
- 1 spring

Technical characteristics:

Number of impacts / min	3200	Weight (kg)	1.6
Air consumption (l / min)	113		

Ref.
8578700

ENGRAVING PENCIL

Roebuck



Great lightness for facilitated operations.
Intended for engraving on all materials up to 60HRC

Technical characteristics:

Length (mm)	1480	Number of impacts / min	13000
Operating pressure (bar)	6.2	Weight (kg)	0.15
Air consumption (l / min)	113		

Ref.
8977065

Roebuck



1/2" DRIVE STANDARD METRIC SOCKETS

Standards: DIN 3129 and DIN 3121

Chrome vanadium steel with preventive rust coating.

Size (mm)	Ref.
8	4981722
9	4981788
10	4981735
11	4981736
12	4981737
13	4981738
14	4981739
15	4981740
16	4981741
17	4981742
18	4981743
19	4981765
20	4981775
21	4981766
22	4981744
23	4981745
24	4981746
25	4981779
26	4981781
27	4981747
28	4981748
29	4981783
30	4981749
31	4981785
32	4981750

Roebuck



1/2" DRIVE DEEP METRIC SOCKETS

Standard: DIN 3129 and DIN 3121

Chrome vanadium steel with preventive rust coating.

Size (mm)	Ref.
8	4981786
9	4981787
10	4981751
11	4981769
12	4981752
13	4981767
14	4981770
15	4981771
16	4981772
17	4981753
18	4981773
19	4981754
20	4981774
21	4981776
22	4981768
23	4981777
24	4981755
25	4981778
26	4981780
27	4981756
28	4981757
29	4981782
30	4981758
31	4981784
32	4981759

15 PIECE 1/2" IMPACT SOCKET CASE

Roebuck



Standards: DIN 3129 and DIN 3121

Chrome vanadium steel with preventive rust coating.

Contents:

- 13 sockets 1/2" : Ø (mm) 10, 11, 12, 13, 14, 15, 16, 17, 18,19, 22, 24, 27
- 1 adaptor 1/2" x 3/8"
- 1 adaptor 3/8" x 1/2"

Number of pieces	Ref.
15	4972098

1/2" EXTENSION FOR IMPACT SOCKETS

Roebuck



Chrome vanadium steel with preventive rust coating.

Length (mm)	Ref.
75	4981760
125	4981761
250	4981762

UNIVERSAL SQUARE DIAL 1/2" SHOCK

Roebuck



Locking with ball bearing.

Ref.
4981763

RING AND SAFETY PIN

Roebuck



For impact socket 1/2"

Ref.
4981764


Welding





MMA WELDING 838
MACHINES 839
CONSUMABLES 841
ACCESSORIES 843



MIG WELDING 846
MACHINES 847
TORCHES AND CONSUMABLES 850
CONSUMABLES 854



TIG WELDING 855
MACHINES 856
TORCHES 860
CONSUMABLES 865



PLASMA CUTTING 869
MACHINES 870



FLAME WELDING 873
TORCHES 874
REGULATORS 878
SUPPORT/BRAZING METALS 880
PIPES & PROPANE EQUIPMENT 882



TOOLS & ACCESSORIES 884



WELDER'S PROTECTION 886

MMA - ELECTRODE WELDING

Definition: Metal Arc Manual or coated electrode welding.
Ideal for the works on site, repairs, maintenance, agriculture, DIY, outdoor work. Ideal for welding "dirty" metals.

OPERATION

- An electric arc is created between the electrode and the parts to be welded
- The parts to be welded and the electrode melt
- The gas contained in the coating of the electrode protects the melt

Ideal for repair and assembly

- Steel, Stainless steel or cast iron
- for welding of 1,5 mm up to 10 mm thickness



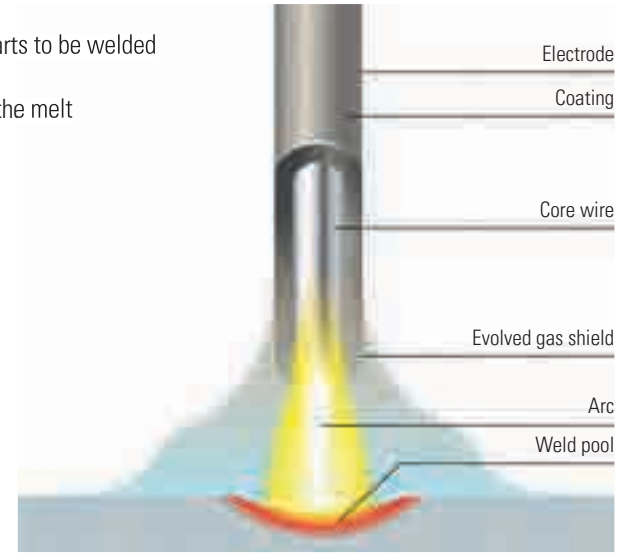

CHOOSE THE WELDING INTENSITY

Welding thickness	Electrode diameter	Standard power adjustment (steel)
1 > 2 mm	1.6 mm	40 A
1.5 > 3 mm	2.0 mm	55 A
2.5 > 6 mm	2.5 mm	80 A
5 > 8 mm	3.2 mm	115 A
> 8 mm	4 mm	160 A

GISS TECHNOLOGIES

Protects the workstation against single or permanent voltage fluctuations up to 400V Ex: Lightning, ballast loads, surges.

The PFC (Power Factor Correction) technology regulates and uses more effectively the supply current and compensates for voltage drops. This function is ideal for work-site extension or generator functioning.

The Flexible Voltage substations are adapted to the mains voltage from 85V to 265V.
Ideal for international operation, extension cables, generators, unstable electrical networks

THE BENEFITS FROM AN INVERTER WORKSTATION

Lightweight
From 2.5 to 18 kg only.
GISS ARC 160 EXPERT: 4.6 kg
GISS ARC 200 EXPERT: 7.9 kg

Power-saving
Requires 10A to 20A on 230V, and even less with PFC

Arc perfectly stable
With a continuous current: no arc rupture, homogeneous welding

High performance
The position cools very quickly

Easy-to-Use
Hot start: high intensity priming

Easy-to-Use
Anti-sticking process: non-sticking process

Easy-to-Use
Arc Force: power boost in difficult situation

GISS ARC 160 EXPERT WELDING MACHINE

NEW GISS

The GISS ARC 160 EXPERT EVOL is equipped with the latest electronic technologies and has a solid design to ensure professional welding on steel, cast iron and stainless steel up to 10 mm thick. It is also equipped with 3 MMA, MMA Pulsed and TIG lift welding settings, providing welds with a very fine appearance, due to very soft fusion.
MMA: Welds most coated electrodes:(rutile and basic) steel, stainless steel and cast iron products (up to Ø 4.0 mm) with great ease.
MMA PULSE: For vertical rising welds.
TIG Lift: For fine work on thin sheet metals.

Hot Start (adjustable), Arc Force, non-stick
MMA Pulse (adjustable): Ideal for vertical rising welds. Option of adjusting the frequency.
TIG Lift (adjustable) possible with a torch with a suitable valve (torch and gas required for this process - not supplied)

Delivered with case, an earth cable and an electrode holder.

Power supply: 230 V Mono.
Consumption: 16A
Electrode Ø (mm): 1.6 - 4.0 mm
Welding current: 10A to 160A
Connector: 25 mm²
Weight: 4.6 kg
Cycle duration (40°C): 160A at 19% - 90A at 60%
Protection/Insulation Index: IP23
Open-circuit voltage: 72 V
2-YEAR WARRANTY





Mini 6kW (7.5 kVA)

Products	Ref.
160A Machine	879489
TIG SR17 torch with valve	880548

BUNDLE GISS ARC 160 EXPERT EVOL + SPARK ONE WELDING MACHINE + WELDING MASK

NEW GISS

WELDING MACHINE
Welding station with the latest electronic technology and a sturdy design. Equipped with 3 MMA, MMA Pulsed and TIG lift welding settings, providing welds with a very fine appearance, due to very soft fusion.
Hot Start (adjustable), Arc Force, non-stick
MMA Pulse (adjustable): Ideal for vertical rising welds. Option of adjusting the frequency.
TIG Lift (adjustable) possible with a torch with a suitable valve (torch and gas required for this process - not supplied)

Delivered with an earth cable and an electrode holder.
2-YEAR WARRANTY

WELDING MASK
Welding mask - 2 MMA sensors 10> 400A / TIG 10> 300A / MIG-MAG 10> 400A
Active filter: shades 4 / 9-13 - DIN 15 UV / IR protection
External settings: painting or grinding
Internal settings: sensitivity, delay
Classification: 1/2/1/2
Light shade: 4 - Dark shade: 9/13
Reaction time: 0.3 ms - Clear back time: auto
Vision field: 92x42 mm
Solar energy
Weight: 450 g
2-YEAR WARRANTY



Mini 6kW (7.5 kVA)

Products	Ref.
Machine + mask bundle	880510
TIG SR17 torch with valve	880548

GISS NEW



Mini 7kW (10 kVA)

GISS ARC 180 EXPERT WELDING MACHINE

With the latest electronic technologies and a robust design, the GISS ARC 180 EXPERT EVOL ensures professional soldering on steel, cast iron products and stainless steel up to a thickness of 10 mm. It is also equipped with «TIG lift (DC)» welding processes ensuring the finest levels of finishing and «MMA Pulse» welding, ideal for vertical rising welds.
MMA: Welds most coated electrodes:(rutile and basic) steel, stainless steel and cast iron products (up to Ø 4.0 mm) with great ease.
MMA PULSE: For vertical rising welds.
TIG Lift: For fine work on thin sheet metals.

Hot Start (adjustable), Arc Force, non-stick
MMA Pulse (adjustable): Ideal for vertical rising welds. Option of adjusting the frequency.
TIG Lift (adjustable) possible with a torch with a suitable valve (torch and gas required for this process - not supplied)

Delivered with case, an earth cable and an electrode holder.

Power supply: 230 V Mono.
Consumption: 16A
Electrode Ø (mm): 1.6 - 4.0 mm
Welding current: 10A to 180A
Connector: 25 mm²
Weight: 4.9 kg
Cycle duration (40°C): 180A at 18% - 120A at 60%
Protection/Insulation Index: IP23
Open-circuit voltage: 73 V
2-YEAR WARRANTY

Products	Ref.
180A Machine	880512
TIG SR17 torch with valve	880548

GISS



Mini 7kW (8.75 kVA)

WELDING STATION GISS ARC 200 EXPERT EVOL

Electrode welding machine designed for extreme conditions with high performance.

STRONG POINTS: Adjustable Arc Force, Anti-sticking and Hot Start adjustable.
Tig lift welding possible; Automatic triggering by simple torch movement and adjustable fading time.
Integrated PFC (Power Factor Corrector): Regulates and uses the power supply more efficiently. Ideal for operation on construction site extension and generator.
FV (Flexible Voltage) 85 V-265 V

Power supply: 230 V Mono.
Consumption: 16A
Ø electrode (mm): 1.6 to 5.0 mm
Welding current: 10 to 200A
Connector: 25 mm²
Weight: 7.9 kg
Duty cycle factor at 20°C: 200A to 64%
Duty cycle factor at 40°C: 200A to 22%
Protection/Insulation Index: IP23
Open-circuit voltage: 96 V
2 YEARS WARRANTY

Products	Ref.
Ext. 200 A	856135
Tig Torch SRL17	865677

RUTILE FINAL APPEARANCE ELECTRODE

GISS



ISO Standard 2560-A: E 42 0 RR 12

Thick-coated Electrode suitable for any current use. Especially recommended for flat, angle and upright welding. Very soft Fusion, high speed deposit, no projection, auto-detachable slag and final appearance cord. Priming Voltage: =- ~45 V.

APPLICATIONS

Typical use in mechanically welded constructions, boilermaking, shipyards, locksmiths shops...

Ø (mm)	Length (mm)	Weight of the case (kg)	Pieces per case	Number of cases per package	Ref.
2,5	350	3	158	6	856139
3,2	350	3	94	6	856140
4	350	3	64	6	856141
2,5	350	1	53	20	856142
3,2	350	1	31	20	856143

UNIVERSAL STEEL ELECTRODE

GISS



ISO Standard 2560-A: E 42 0 RC 11

Universal Steel Electrode all positions for all current steels. Soft fusion. Good handling. Auto-detachable slag. Priming Voltage: =- ~40 V.

APPLICATIONS

Boilermaking, metal construction, tanks, piping, crafts, locksmithing...

Ø (mm)	Length (mm)	Weight of the case (kg)	Part Per case	Number of cases per package	Ref.
2,5	350	~3.5	197	12	853711
3,2	350	~3.5	120	12	853712
4	350	~3.5	80	12	853713
2	300	1	93	20	853714
2,5	350	1	56	20	853715
3,2	350	1	34	20	853716

BASIC ELECTRODE DOUBLE WINDING

GISS



ISO Standard 2560-A: E 38 ZB 12 H10

Basic double-coated Electrode with exceptional welding approval. Very high mechanical characteristics. Easy removal of the slag. Good handling. Priming Voltage: =+ ~70 V.

APPLICATIONS

Public works, metal constructions, all repair work...

Ø (mm)	Length (mm)	Weight of the case (kg)	Part Per case	Number of cases per package	Ref.
2,5	350	~3	152	6	853718
3,2	350	~3	91	6	853719
4	450	~3	55	6	853720

STAINLESS STEEL ELECTRODE 316L

GISS



ISO Standard 3581-A: E 19 12 3 LR 32

316L stainless steel electrode used for welding austenitic steels type 18/8/3. Excellent corrosion resistance. Food grade type. Smooth Fusion and good detachment of the slag. Coating with very low moisture recovery. Priming Voltage: =+ ~70 V.

APPLICATIONS

Tanks, piping, exchangers, food industry, chemical and petrochemical industry...

Ø (mm)	Length (mm)	Weight of the case (kg)	Part Per case	Number of cases per package	Ref.
2,5	350	~3	138	6	853722
3,2	350	~3	85	6	853723
2,5	350	1	47	10	853724
3,2	350	1	28	10	853725

GISS



ELECTRODE HIGH SAFETY REPAIRS

ISO Standard 14172: E29 9 R 32

Basic stainless steel 312 rutilo electrode depositing a stainless steel with very high mechanical characteristics. High resistance to cracking. Welding of all low and high alloyed steels, stainless steels, hard-weldable steels, galvanized steels and heterogeneous assemblies Steel/Stainless steel. This is a universal high-security repair electrode. Priming Voltage: =+ ~50 V.

APPLICATIONS

Cylinders, chassis, buckets. Tool steels, manganese steels, cast, spring steels, gears, galvanized steels, stainless steel, stainless steel/stainless steel...

fab.

Ø (mm)	Length (mm)	Weight of the case (kg)	Part Per case	Number of cases per package	Ref.
2	300	1	85	6	853727
2,5	300	1	54	6	853728
3,2	350	1	29	6	853729

GISS



CAST ELECTRODE

ISO Standard 1071: E C NiFe-CI 3

High nickel % graphite electrode for assembling spheroidal graphite cast iron, heterogeneous assemblies (grey cast iron on steel) and repairs of old lamellar cast iron. High mechanical properties, can be used as a sublayer for repairing old soiled cast iron. Priming Voltage: =- ~40 V.

APPLICATIONS

Housing, machine tool frames, pump bodies, manifolds, moulded parts...

fab.

Ø (mm)	Length (mm)	Weight of the case (kg)	Part Per case	Number of cases per package	Ref.
2,5	350	1	50	10	853731
3,2	350	1	31	10	853732

GISS



HARDFACING ELECTRODE

High-efficiency hardfacing Electrode (160%). Mineral abrasion resistant carbide based coating combined with impact resistance. High hardness (63 HRC excluding dilution). Deposit can only be machined with a grinding wheel. Reloading is possible in 1-2 or 3 passes. Very nice appearance of the cord.
Priming Voltage: =- ~50 V.

APPLICATIONS

Press, spines, excavator teeth, crushers, extrusion screws, toothed crowns, cutting tool...

fab.

Ø (mm)	Length (mm)	Weight of the case (kg)	Part Per case	Number of cases per package	Ref.
3,2	350	~3	59	6	853734
4	450	~3.5	33	6	853735
2,5	350	1	32	10	853736
3,2	350	1	19	10	853737

200A LEVER ELECTRODE HOLDER

GISS



Max intensity. At 35%: 200A. Weight: 360 g
• Electrode max: 3.2 mm • Cable: 25 mm²
Robust and versatile model. Brass Jaws.

Max intensity at 35%	Cable Ø (mm2)	Ref.
200A	25	853769

COBRA® 300A ELECTRODE HOLDER CLAMP

NEW GISS



Max. Intensity. At 35%: 300A. Weight: 295 g
• Max. Electrode: 4.00 mm • 35 mm² cable
Electrode blocked with brass jaws.

Max intensity at 35%	Cable Ø (mm²)	Ref.
300A	35	879846

350A LEVER ELECTRODE HOLDER

GISS



Max intensity. At 35%: 350A. Weight: 560 g
• Electrode max: 5.0 mm • Cable: 50 mm²
Robust and versatile model. Brass Jaws.

Max intensity at 35%	Cable Ø (mm2)	Ref.
350A	50	853770

STUBBY® 400A ELECTRODE CARRIER

GISS



Max intensity. At 35%: 400A. Weight: 450 g
• Electrode max: 6.3 mm • Cable: 50 mm²
Fiberglass Reinforced monobloc head. Tightening not on the right. A staple of the market.

Max intensity at 35%	Cable Ø (mm2)	Ref.
400A	50	853774

ELECTRODE HOLDER CLAMP MASTER® 500A

GISS



Max intensity. At 35%: 500A. Weight: 530 g
• Electrode max: 8.0 mm • Cable: 95 mm²
Very sturdy, for high intensity use.

Max intensity at 35%	Cable Ø (mm2)	Ref.
500A	95	853776

VESTALE® 500A ELECTRODE HOLDER CLAMP

NEW GISS



Max. Intensity. At 35%: 500A. Weight: 485 g
• Max. Electrode: 8.0 mm • Cable: 95 mm²
Electrode blocked by screwing, left-hand thread. Total insulation.

Max intensity at 35%	Cable Ø (mm²)	Ref.
500A	95	879847

GISS



200A SHEET WEIGHT CLAMP

Max intensity. At 35%: 200A. Weight: 220 g • Cable: 25 mm²
Light and economical model. With shunt.

Max intensity at 35%	Cable Ø (mm2)	Ref.
200A	25	853778

GISS



400A SHEET GROUND CLAMP

Max intensity. At 35%: 400A. Weight: 360 g • Cable: 70 mm²
Light and economical model. With shunt.

Max intensity at 35%	Cable Ø (mm2)	Ref.
400A	70	853779

GISS



350A BRASS ALLIGATOR GROUND CLAMP

Max intensity. At 35%: 350A. Weight: 400 g • Cable: 50 mm²
Large contact surface. Small footprint.

Max intensity at 35%	Cable Ø (mm2)	Ref.
350A	50	853781

GISS



600A BRASS ALLIGATOR GROUND CLAMP

Max intensity. At 35%: 600A. Weight: 640 g • Cable: 95 mm²
Large contact surface. Small footprint.

Max intensity at 35%	Cable Ø (mm2)	Ref.
600A	95	853782

GISS



300A SPRING GROUND CLAMP

Max intensity. At 35%: 300A. Weight: 460 g • Cable: 50 mm²
Brass body. Very effective clamping.

Max intensity at 35%	Cable Ø (mm2)	Ref.
300A	50	853784

GISS



GROUND GASKET CLAMP 500A

Max intensity. At 35%: 500A. Weight: 760 g • Cable: 95 mm²
High clamping power/ Cable fixing by screw.

Max intensity at 35%	Cable Ø (mm2)	Ref.
500A	95	853786

1/4 TURN FITTING

GISS

Reinforced insulation. Very good transfer of the current. EN 60 974-12 standard compliant

Type	Max intensity	Section	Ref.
Male	200A	10-25	853788
Female	350A	10-25	853790
Female	400A	35-50	853792
Male	400A	35-50	853794



GROUND CLAMP KITS

GISS

Ready to weld. Easy to assemble. Suitable for all generators.
Kits including: 1 Ground clamp, 3 or 5 meter cable, 1 male connector and 1 pod.

Ground clamp	Cable length (m)	Cable Ø (mm2)	Male fitting	Ref.
200A	3	16	10-25	853800
200A	5	25	35-50	853804
400A	5	50	35-50	880492



ELECTRODE-HOLDER CLAMP KITS

GISS

Ready to weld. Easy to assemble. Suitable for all generators.
Kits including: 1 electrode holder with lever, 3 or 5 meters of cable and 1 male connection.

Ground clamp	Cable length (m)	Cable Ø (mm2)	Male fitting	Ref.
200A	3	16	10-25	853802
200A	5	25	35-50	853806
350A	5	50	35-50	880494



TIG TORCH SR17V 4M

NEW GISS

EN60974-7 Standard

Air cooled torch with valve control. Length: 4 metres. TSKM25 connector - 2 metres M12x100
Electrode diameter: 0.5 to 2.4 mm
Cycle duration at 35 °C: 140A DC / 125A AC
Equipped with a 880831 starter kit

Ref.
880548



MIG WELDING

Definition: Metal Inert Gas welding or with semi-automatic input wire.

IDEAL FOR:
- Thin sheets
- Large productivity
- Bodywork work
- Metal manufacturing

THE BENEFITS:
- Quick welding
- High-quality work
- For intensive use
- Clean weld without finishing
- Easy to use, but requires a certain amount of experience for the settings



The MIG/MAG torches carry the wire and activate the welding process.

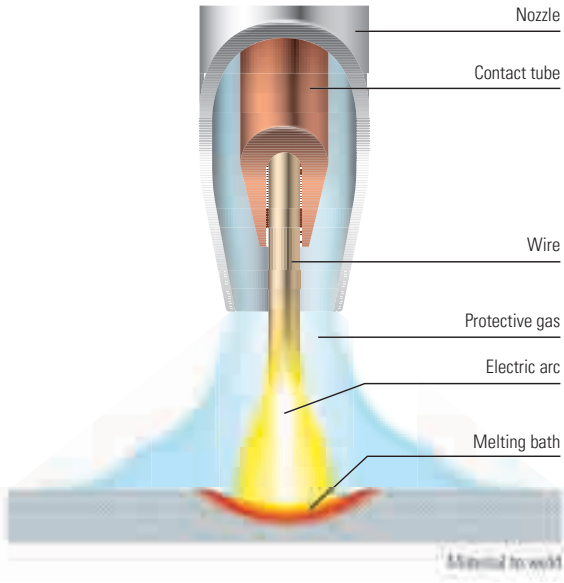

THE PREPARATION PHASES

To use your MIG/MAG welding station, it is necessary to equip it with:
- a torch
- a wire coil
- a ground clamp.

If welding with gas:
Equip the station with a gas bottle and a pressure reducing valve.
The gas to use depends on your welding:
- steel (MAG): argon + CO^2 (8 à 18 % de CO^2 maxi)
- stainless Steel (MAG): argon + CO^2 (2,5 % de CO^2 maxi)
- aluminium (MIG): pure argon

Debit setting from around 12 to 15 litres.



WIRE TO BE USED

metal thickness (mm)	Ø Steel or Stainless Steel (mm)	Aluminium (mm)
0,6	0,6	0,8
0,8	0,6 / 0,8	0,8 / 1
1	0,6 / 0,8 / 1	0,8 / 1
2	0,6 / 0,8 / 1	0,8 / 1
4	0,8 / 1	1 / 1,2
5-7	1 / 1,2	1 / 1,2
7 +	1,2 / 1,6	1 / 1,2
	↓ Argon + CO2 or Gas No.	↓ Argon



MULTI-MIG 200 EXPERT WELDING STATION

GISS



The MULTI-MIG EXPERT 200 is a synergistic single-phase multi-process device.
3 in 1, this MIGMAG can also perform MMA and TIG work with all the comforts of the latest generation technologies.

3 IN 1
This position combines 3 welding processes with the comfort of inverter technology and an LCD display:

MIG-MAG
With its 4-roller engine, it can lead Ø 200 and
Ø 300 mm coils.
This process is adjustable in manual or synergistic mode.
The SPOT and DELAY functions are available.

TIG
It is capable of welding in TIG Lift DC current.
The post Gas and the Downslope are adjustable via the station thanks to a TIG torch with EURO connector.

MMA
It is capable of welding all types of coated electrodes except Aluminium and Cellulosic, up to Ø 4 mm.
The Hot Start and ARC Force are adjustable from 0 to 100%.

Contents:
- A 3 m MIG 150A Torch equipped for steel
- A 1.60 m mass cable
- 2 m electrode holder

PFC Technology
FV (Flexible Voltage)

Power supply: 230 V Mono
Consumption: 16A
MMA Welding current: 10-200A
TIG Welding current: 10-200A
Welding current: MIG: 20-200A
Weight: 20 kg
Duty cycle factor at 40°C: 200A at 20% / 135A at 60%
Open-circuit voltage: Uo: 85 V
2 YEARS WARRANTY

Product	Ref.
MULTI-MIG Workstation 200	858000
MIG WELD Trolley	858002



Mini 7.5kW (9 kVA)



MIG welding machine cart maximum 4m3-type B20.

› SEE PAGE 878



Standard flow regulator Ref. 879494

GISS NEW





10 kVA

MIG/MAG MULTI WELDING 250 MACHINE

The MULTI 250 is a semi-automatic three-phase machine combining MIG/MAG, flux cored and MMA welding processes. Its intuitive interface integrates digital displays with simple, precise settings. The MULTI 250 is recommended for welding steel, stainless steel and aluminium, and is ideal for locksmiths and maintenance workshops.

MULTI-PROCESSES
MIG / MAG welding:
- Steel/stainless steel wire: Ø 0.6 to 1.2 mm
- Aluminium wire and cored wire (reverse polarity): Ø 0.9 to 1.2 mm
MMA welding: basic and rutile electrodes (up to Ø 5 mm).

OPTIMISED MIG / MAG SETTINGS
Choice of trigger response: 2T or 4T.
Welding aid: panel on the front panel which helps the user to adjust their tension and diameter of filler wire, in accordance with the thickness of the material to be welded.

INTUITIVE
Display can be read even in strong sunlight.
Simple interface with knobs and wheels adapted to gloved hands for easy adjustments.

INTEGRATED REEL
Compatible wire coils: Ø 200 / 300 mm
Motorised reel with 2 rollers.
European torch coupling for quick assembly / disassembly.

PURE CO2 GAS PREHEATING
Pre-installed plug (36 V - 4.2 A) for gas heater for pure CO2 welding (heater not included).
Compatible with US (Type A) and EURO (Type C / E / F) electrical outlets.

ROBUST
Reinforced bodywork.
Reinforced wheels combining stability and manoeuvrability.
Holder for gas cylinder type B20 - 4 m³.

Supplied with MIG torch 250A - 3m and 250A - 3m earth clamp
Factory equipped with 0.8 / 1.00 mm roller

Power supply: 400V Three-phase
Consumption: 16A
Weight: 40 kg
MMA welding current: 40-250A
MIG welding current: 40-250A
Cycle duration (40°C): 200A at 60% - 180A at 100%
Open-circuit voltage: Uo: 59 V

2-YEAR WARRANTY

Product	Ref.
MULTI 250 machine	880520

› SEE PAGE 852



4M ERGOBLUE 36 MIG torch Ref. 865699

› SEE PAGE 854



Welding wire MIG steel G3SI1 (SG2) 5 Ref. 860207

› SEE PAGE 885



Multifunction MIG FIX© clamp Ref. 879805

› SEE PAGE 878



Standard flow regulator Ref. 879494

› SEE PAGE 886



Welding mask G-SPARK HD Ref. 856054

MIG 350 EXPERT DUO DV WORKSTATION

GISS



«Synergistic» three-phase welding station ideal for semi-industrial production and lorry maintenance workshops. Versatile, it allows the use of 2 different wire types and diameters. This innovative device avoids any waste of time in the changing of wire spools and gas cylinders.

SIMPLIFY YOUR WORK: DUO Concept
2 reels: the 1st reel is integrated into the generator, the 2nd one is separate and can be connected thanks to the 10m connection beam.
2 Torches: Instantaneous selection of the reel and its welding parameters by simply pressing the trigger of the respective torch.
2 Gas Management: 2 solenoid valves on the back of the generator allow the supply of 2 different gases. Each reel can have its type of gas.
2 times Faster: No more stress when changing reels, rollers and contact tubes.
2 times more Versatile: Allows steel, stainless steel and aluminium to be welded successively using a single welding station.

2 MODES: SYNERGISTIC OR MANUAL
More than 1000 microprocessor-managed settings.
Synergistic function: The best results without having to adjust the wire speed.
Simply select:
- The nature of the wire
- Wire Diameter
- Power (using the table listed on the front panel.)

MIG 350 EXPERT DUO DV
Automatically determines:
- Optimum Wire speed
- Pre-gas/Post gas
- The Burnback

Displays:
- Wire Speed
- Voltage
- Current



This device is compliant with DMOS and partially Qmos (standards EN1090 and EN50504)
DMOs: Description of Welding Operation Mode
Qmos: Welding Operation Process Qualification

Manual function: Manual adjustment of wire speed and power.
2 YEARS WARRANTY

fab.

Product	Ref.
Steel Pack	863319
Steel/Alu. Pack	863321
4-Roller 50w MIG Reel	863323
MIG AIR Link harness-5 m 70 m²	863325
MIG AIR Link harness-10 m 70 m²	863326
Set of 2 rollers Type B 0.8 / 1 Steel	863328
Set of 2 rollers Type B 0.8 / 1 Alu.	863329

› SEE PAGE 878



Standard flow regulator Ref. 879494

STEEL PACK (REF. 863319)

		
MIG 350 Expert DUO DV	**Mass cable** 4 m - Ø 50 mm2	**Steel/stainless steel torch** 350A - 4 m (air)

STEEL-ALU. PACK (REF. 863321)

						
MIG 350 Expert DUO DV	**Winder MIG 50W**	**Link beam** 10 m - 70 mm2	**Mass cable** 4 m - Ø 50 mm2	**Steel/stainless steel torch** 350A - 4 m (air)	**Aluminium torch** 350A - 4 m (air)	**x 2** Ø 1/1,2 mm ALU

GISS



TORCHE MIG ERGOBLUE 15 3M

Standards: EN60974-7

Air-cooled.
Length: 3 metres.
Euro connector.
Cable diameter: 0.6 to 1.0 mm
Duty cycle factor at 60%: 180 A CO2 - 150 A Mix

Ref.
865696

\+ Ergonomic handle designed to optimally distribute weight and make using the torch manageable. High resistance, maximum flexibility frequency cable. Swivel joint for freedom of movement. Long lasting consumables to assure optimal performance.



Marks	Pictures	Name	Diameter Ø (mm)	Length	Quantity per bag	Ref.
3		NOZZLE SPRING			5	865705
3		GAS DIFFUSER			5	865703
4		BLUE CABLE COVER	0.6 to 0.9	5 m	1	865713
4		RED CABLE COVER	1.0 to 1.2	5 m	1	865714
1		NOZZLE	12	53 mm	3	865711
2		M6 - Cu CONTACT TIP	0.6	25 mm	10	865707
2		M6 - Cu CONTACT TIP	0.8	25 mm	10	865708
2		M6 - Cu CONTACT TIP	1	25 mm	10	865709
5		TORCH BODY MIG15			1	868167
6		PLUS TRIGGER			10	868178

3M AND 4 M ERGOBLUE 25 MIG TORCH

GISS

Standards: EN60974-7

Air-cooled.
Length: 3 and 4 meters.
Euro connector.
Cable diameter: 0.8 to 1.2 mm
Duty cycle factor at 60%: 230 CO2 - 220 A Mix

Length	Ref.
3 m	865697
4 m	865698





+ Ergonomic handle designed to optimally distribute weight and make using the torch manageable. High resistance, maximum flexibility frequency cable. Swivel joint for freedom of movement. Long lasting consumables to assure optimal performance.

Marks	Pictures	Name	Diameter Ø (mm)	Length	Quantity per bag	Ref.
4		Nozzle spring			5	865718
5		Blue Cable Cover	0.6 to 0.9	3 m	1	865728
5		Blue Cable Cover	0.6 to 0.9	4 m	1	865729
5		Red Cable Cover	1.0 to 1.2	3 m	1	865734
5		Red Cable Cover	1.0 to 1.2	4 m	1	865731
5		Red TEFLON Cable Cover	1.0 to 1.2	3 m	1	865735
5		Red Cable Cover	1.0 to 1.2	4 m	1	865732
1		Nozzle	15	57 mm	3	865726
2		M6 - Cu Contact tip	0.8	28 mm	10	865720
2		M6 - CU Contact tip	1	28 mm	10	865721
2		M6 - CU Contact tip	1.2	28 mm	10	865723
2		M6 – CU Al Contact tip	1	28 mm	10	865722
2		M6 – CU Al Contact tip	1.2	28 mm	10	865724
3		M6 Brass diffuser		35 mm	5	865716
6		TORCH BODY MIG25			1	868168
7		PLUS TRIGGER			10	868178

GISS



4M ERGOBLUE 36 MIG TORCH

Standards: EN60974-7

Air-cooled.
Length: 4 meters.
Euro connector.
Cable diameter: 0.6 to 1.6 mm
Duty cycle factor at 60%: 340 CO2 - 320 A Mix

Ref.
865699

\+ Ergonomic handle designed to optimally distribute weight and make using the torch manageable. High resistance, maximum flexibility frequency cable.Swivel joint for freedom of movement. Long lasting consumables to assure optimal performance.



Marks	Pictures	Name	Diameter Ø (mm)	Length	Quantity per bag	Ref.
5		Blue cable cover	0.6 to 0.9	4 m	1	865729
5		Red Cable Cover	1.0 to 1.2	4 m	1	865731
5		Red TEFLON Cable Cover	1.0 to 1.2	4 m	1	865732
1		Nozzle	16	84 mm	3	865748
2		M8 CONTACT TUBE	0.8	30 mm	10	865741
2		Contact tube M8	1	30 mm	10	865742
2		Contact tube M8 alu.	1	30 mm	10	865745
2		Contact tube M8	1.2	30 mm	10	865743
2		Contact tube M8 alu.	1.2	30 mm	10	865746
3		M8 Short contact tube holder		28 mm	5	865737
4		Ceramic gas diffuser white		32,8 mm	5	865739
6		TORCH BODY MIG36			1	868169
7		PLUS TRIGGER			10	868178

TORCHE MIG ERGOBLUE 500 4M

GISS

Water-cooling.
Length: 4 meters.
Euro connector.
Cable diameter: 1.0 to 2.4 mm
Duty cycle factor at 100%: 500A CO2 – 450A Mix
Pressure: 2 to 4 bar

Ref.
865701





+ Ergonomic handle designed to optimally distribute weight and make using the torch manageable. High resistance, maximum flexibility frequency cable. Swivel joint for freedom of movement. Long lasting consumables to assure optimal performance.

Marks	Pictures	Name	Diameter Ø (mm)	Length	Quantity per bag	Ref.
5		Red cable cover	1.0 to 1.2	4 m	1	865731
5		Yellow cable cover	1.2 to 1.6	4 m	1	865772
5		Black cable cover	1.6 to 2.4	4 m	1	865776
5		Yellow TEFLON cable cover	1.2 to 1.6 mm	4 m	1	865774
2		M8 Contact tip	1.6	30 mm	10	865762
2		M8 ALUMINIUM Contact tip	1.6	30 mm	10	865765
2		M8 Contact tip	2	30 mm	10	865763
2		M8 CuCrZr Contact tip	1.2	30 mm	10	865767
2		M8 CuCrZr Contact tip	1.6	30 mm	10	865768
2		M8 CuCrZr Contact tip	2	30 mm	10	865769
2		M8 CuCrZr Contact tip	2.4	30 mm	10	865770
1		Gas nozzle	16	76 mm	3	865760
4		M8 Short copper contact tip holder		25 mm	5	865756
3		White ceramic diffuser		28 mm	5	865758
6		TORCH BODY MIG500			1	868170
7		PLUS TRIGGER			10	868178

GISS



WELDING WIRE MIG STEEL G3SI1 (SG2)

15 kg Plastic Reel.
Diameter 300 mm

Ø (mm)	Ref.
0,8	860198
1,0	860199
1,2	860200

GISS



WELDING WIRE MIG STEEL G3SI1 (SG2) 5

5 kg Plastic Reel.
Diameter 200 mm

Ø (mm)	Ref.
0,6	860207
0,8	860208
1	880064

GISS NEW



MIG FOURRE E71T8 STEEL WELDING WIRE

No gas-filled wire.
5 kg Plastic Reel.
Diameter 200 mm.

Ø (mm)	Ref.
1,0	880066

GISS



308LSI STAINLESS STEEL WELDING WIRE MIG

Plastic Spool of **15 kg.**
Diameter 300 mm

Ø (mm)	Ref.
1,0	860202
1,2	860203

GISS



316LSI STAINLESS STEEL WELDING WIRE MIG

Plastic Spool of **15 kg.**
Diameter 300 mm

Ø (mm)	Ref.
1,0	860204
1,2	860205

GISS NEW



MIG STAINLESS STEEL 316 L-SI WELDING WIRE

5 kg Plastic Reel.
Diameter 200 mm.

Ø (mm)	Ref.
0,8	880061
1,0	880062

GISS



MIG ALU 5356 WELDING WIRE (AG5)

7 kg Plastic Reel.
Diameter 300 mm

Ø (mm)	Ref.
1,2	860210

TIG WELDING

Definition: Tungsten Inert Gas or Welding with an infusible electrode (with or without metal filler). For high quality and precision welding. Workshop, construction, piping (sealed welding), food industry and chemical. Very little distortion due to heat on thin sheets.

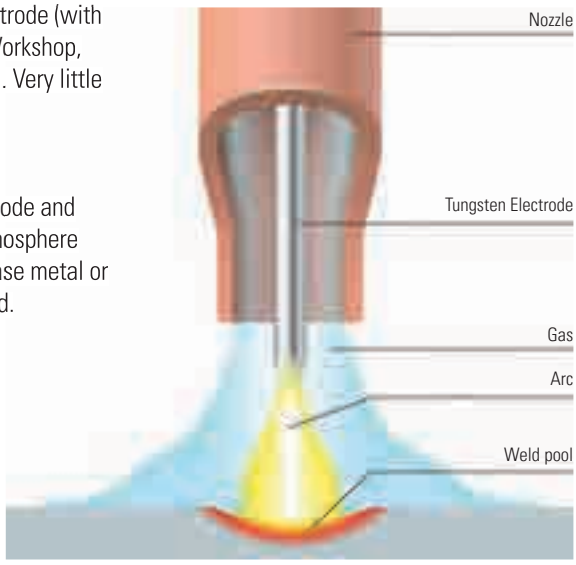

OPERATION

The electric arc is produced between a refractory tungsten electrode and the piece to be welded. The melt is protected within an inert atmosphere (usually Argon). The welding can be carried out by melting the base metal or by adding filler metal of the same nature as the part to be welded.

For TIG welding, you must be equipped with:
- A bottle of inert gas (argon)
- a pressure reducing valve
- a TIG torch
- a ground clip to connect to the + of the workstation.

AC AND DC CURRENT



DC (Continuous current): steel / stainless steel
Indispensable to TIG weld steels, stainless steel, copper, titanium.
Protective Gas
ARGON

AC (Alternating Current): alu
Essential for TIG welding aluminium.
Protective Gas
ARGON

The AC / DC TIG substations weld all the metals mentioned above.



3 DEPARTURE MODES

TIG scratch/ to the scratched
Scrape the electrode on the piece to be welded in order to create a short circuit to initiate the arc. Electrode and welding melt pollution risk. Low quality welding.

TIG lift
«Touch» the piece to be welded, then raise the electrode before booting the arc. Avoid polluting the electrode and the welding. Good quality welding.

HF (High Frequency)
- The easiest way to start an arc
- Start without contact with the workpiece. No pollution of the welding melt
- HF consists of a voltage peak of several thousand Volts per second
- An electric arc is created by a simple pressure on the button of the torch after having positioned the torch to a few millimetres from the piece to be welded
- Not suitable for locations sensitive to electromagnetic fields (hospitals, ...)

CHOOSE THE WELDING INTENSITY

Metal thickness (mm)	Ø Tungsten electrode (mm)	Power (A)
-1	1,6	5
1 > 2	1,6	30
		70
2 > 3	2,0	100
3 > 4	2,4	160
		200
5 +	3,2	250

GISS











Mini 6kW (7.5 kVA)

TIG 160 EXPERT HF DC PULSE WELDING MACHINE COMPLETE PACK

TIG Welding Station ideal for pipefitters, ironmongers and maintenance services. It is used to weld steel, stainless steel and copper.
Inverter technology, the GISS TIG 160 HF DC is controlled by a micro-processor with a digital control panel for simplified settings. With its memory backup, you can keep up to 5 programs.

STRONG POINTS:
BOOT:
2 Possibilities: LIFT for specific environment and non-contact HF
Integrated Automation: «Adjust Ideal Position »
The system helps you to position the electrode before the current rises. A very low intensity is delivered (10A) to act as a light beam.

3 TIG METHODS:
TIG «Normal»: Pre-gas / current build-up / Current (1 or settings
2 possible intensities in 4Tlog mode)/Post gas/fading.
Pulsed TIG:
-Easy Pulse Mode: The operator defines the average welding current, the device automatically manages the frequency, the hot current and the cold current.
-Normal Mode: the operator regulates its hot current, its cold current and frequency (0.2 Hz to 20 Hz)
TIG Spot: Allows you to prepare the parts by pointing.

Complete Pack including: 1 Station TIG 160 HF DC PULSE + accessories (consumable box + male DIN connector and gas connection)
+ Torch SR9 – Double button 4 m
+ ground clamp 4 m
+ Pressure gauge 20 l/min
+ Electro-Optic mask 9-13

TIG station with accessories including: 1 Station TIG 160 HF DC PULSE + accessories (consumable box + male DIN connector and gas connection)
+ Torch SR17 – Double button 4 m
+ ground clamp 4 m
+ Electrode holder

Power supply: 230 V Mono
Consumption: 16A
Welding current: 10A to 160A
Connector: 35/50 mm^2
Weight: 9 kg
Duty cycle factor at 40°C: 100A to 60%
Protection/Insulation Index: IP23
Open-circuit voltage: 82 V
2 YEARS WARRANTY

Models	Ref.
Complete TIG Pack	854232
TIG Pack only	855047

TIG 220 DC HF FV WELDING MACHINE

NEW GISS

Robust and the right size for pipe fitters, the TIG 220 DC ensures high quality welds on mild and stainless steels (TIG and MMA). Its intuitive interface makes it easy to adjust settings.



TIG DC: DC welding on mild and stainless steels.
Pulsed DC TIG: limits the temperature increase of the parts to be welded.
SPOT: fast and accurate scoring before the welding of thin sheets.
2 types of ignition Contactless HF or LIFT contact for electro-sensitive environments.
3 trigger settings: 2T, 4T and 4T LOG.
Automatic torch detection: compatible with slat torches, double button and potentiometer.
AIP (Adjust Ideal Position): helps to position the torch prior to welding (4T & 4T LOG modes).

MMA WELDING
MMA: basic and rutile electrodes (up to Ø 5 mm).
MMA Pulse: developed for welding tubing / piping and vertical rising welding positions.

Reinforced bodywork & shock absorber pads on all external eges.
Lightweight (12.5 kg), compact and easy to move around on site.

Current / voltage display during and after welding (DMOS / QMOS).
10-programme memory per process, for repetitive tasks.
Remote controls (pedal or manual options), can be connected without tools.

Supplied with an earth cable, an 8m TIG SR26 torch and a torch accessory case.

Power supply: 230 V Mono.
Consumption: 16A
Electrode Ø (mm): 1.6 to 5.0 mm
Welding current: 5A to 220A
Connector: 35/50 mm²
Weight: 12.5 kg
TIG: Cycle duration (40°C): 165A à 60% - 220A à 35%
MMA: Cycle duration (40°C): 135A à 60% - 200A à 25%
Protection/Insulation Index: IP21
Open-circuit voltage: 76 V
2-YEAR WARRANTY

Mini 7kW (7 kVA)

Product	Ref.
TIG 220 DC Machine	880518

› SEE PAGE 888



Gloves G-WELD TIG premium Ref. 867731

› SEE PAGE 868



SG2 steel TIG wand Ref. 860189

› SEE PAGE 860



TIG SRL26 G-LINE 4 M Torch Ref. 865679

› SEE PAGE 867



Lanthane 1.5% Tungsten electrode WL15 (gold end) Ref. 879807

GISS



Mini 6kW (7.5 kVA)



Digital control panel to facilitate settings.

TIG 200 EXPERT AC/DC HF FV WELDING MACHINE

The TIG 200 EXPERT workstation is ideal for Metalworkers, Boilermakers, Maintenance Workshops, Site Repairs...
Use: Steel - Stainless steel - Aluminium - up to 5 mm thick.
Inverter technology, the station is controlled by a micro-processor with a digital control panel for simplified settings. With its memory backup, you can keep up to 5 programs.

STRONG POINTS:
BOOT:
2 Possibilities: HF without contact or LIFT with contact
Integrated Automation: «Adjust Ideal Position»
The system helps you to position the electrode before the current rises. A very low intensity is delivered (10A) to act as a light beam.

3 AC/DC processes:
TIG: Common AC and DC common settings: pre-gas / current rise / current rise / current (1 or 2 currents possible in 4Tlog mode) / post-gas / fading.
Specific AC settings:
Balance (20-60%) stripping/penetration
Frequency to focus the arc with precision (20 to 200 Hz)
Manual or Automatic (AC Easy function)
Pulsed TIG:
-Easy Pulse Mode: The operator defines the average welding current, the device automatically manages the frequency, the hot current and the cold current.
Normal Mode: the operator regulates its hot current, its cold current and frequency (0.2 Hz to 20 Hz)
TIG Spot: Allows you to prepare the parts by pointing.

The TIG 200 AC/DC HF FV station is equipped with:
- Torch SR26 Double button (8 m)
- Torch Accessory Kit
- MMA Kit (2 m ground clamp + 2 m electrode holder)

Power supply: 230 V Mono
Consumption: 13A
AC Welding current: 10A to 200A
DC Welding current: 5A to 160A
Connector: 35/50 mm²
Weight: 19 kg
Duty cycle factor at 40°C: 95A to 60%
Protection/Insulation Index: IP23 Open-circuit voltage Uo: 70 V
2 YEARS WARRANTY

Ref.
854871

› SEE PAGE 886



Welding mask G-SPARK HD Ref. 856054

› SEE PAGE 878



Standard flow regulator Ref. 879494

› SEE PAGE 867



Lanthane 1.5% Tungsten electrode WL15 (gold end) Ref. 879807

› SEE PAGE 1151



Anti-fatigue mat G-MAT WELD Ref. 865545

TIG 220 EXPERT AC/DC W WELDING MACHINE

Powered by a single-phase (230V, 16A) and PFC (Power Factor Correction), the TIG 220 EXPERT AC/DC is designed to offer a wide choice of welding processes (TIG AC, DC, MMA) allowing it to assemble all materials (steel, stainless steel, aluminium, copper). Efficient and compact the TIG 220 EXPERT AC/DC is the ideal tool for demanding welding work. Equipped with a liquid cooling unit.

FEATURES
Welding processes TIG AC/TIG DC/MMA

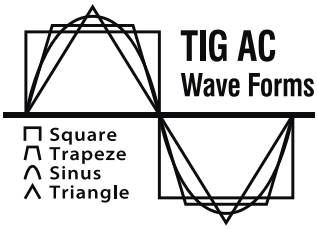

Rectangular waves:
Strong arc, dynamic and rirective for a better weld pool control

Sinus waves:
Smooth arc with limited noise

Trapzez waves:
Optimised stripping thanks to a dynamic and less noisy arc

Triangular waves:
Narrow stripping for a better penetration

TIG AC MIX Mode:
It mixes its DC and AC sequences during welding in order to accelerate the advance thus the productivity on the aluminium sheets.
Tack Spot Mode (TIG DC): Advanced pointing - Fast-pointing Mode without oxidation.
Synergistic Mode: Allows automatic adjustment of the welding parameters.
TIG Pulse Mode: Allows to assemble parts by limiting the rise in temperature and facilitates the welding of difficult metals.
Types of Priming (TIG):
TIG HF : High frequency priming without contact
TIG LIFT : Contact priming

MMA AC
Allows soldering without magnetic arc disturbance.
Integrated Technologies: PFC/FV

Power supply: 230 V Mono
Consumption: 16A
AC Welding current: 10A to 140A (to 110v)
DC Welding current: 10A to 220A (to 220v)
Connector: 35/50mm²
Weight: 20 kg
TIG Duty cycle factor (40°C): 185A (at 60% in AC) and 175A (at 60% in DC)
MMA Duty cycle factor (40°C): 160A (at 60%)
Open-circuit voltage: Uo: 75
2 YEARS WARRANTY

Product	Ref.
Pack TIG 220	863313
TIG 220 Trolley	863317
Cooling liquid (10l)	863315



Mini 6kW (7.5 kVA)

PACK CONTENT (REF. 863313)



TIG 220 EXPERT



Cooling group TIG 220



Mass cable
4 m - Ø 25 mm²



8m TIG torch
SR20 (liquid)

OPTION



TIG 220 trolley
Ref.863317



Cooling liquid
Ref.863315

TIG TORCHES - G-LINE RANGE

+ Tubular handle with a Crouzet® strip switch trigger.
Power gas harness separated by a rubber cover.
Power connector ¼ of a turn; gas M 12x1; quick water.

GISS



TIG SRL 9 G-LINE 4 M TORCH

Standard: EN60974-7

Air-cooled.
Length: 4 meters.
TSK Connector 50-M12x100
Electrode diameter: 0.5 to 2.4 mm
Duty cycle factor at 35%: 110A DC – 95A AC
Equipped with a starter kit ref. 865825 ø 2,4 mm

Ref.
865675

GISS



TIG SRL17 G-LINE 4 M TORCH

Standard: EN60974-7

Air-cooled.
Length: 4 meters.
TSK Connector 50-M12x100
Electrode diameter: 0.5 to 2.4 mm
Duty cycle factor at 35%: 140A DC – 125A AC
Equipped with a starter kit ref. 865826 ø 2,4 mm

Ref.
865677

GISS



TIG SRL26 G-LINE 4 M TORCH

Standard: EN60974-7

Air-cooled.
Length: 4 meters.
TSK Connector 50-M12x100
Electrode diameter: 0.5 to 4 mm
Duty cycle factor at 35%: 180A DC – 150A AC
Equipped with a starter kit ref. 865826 ø 2,4 mm

Ref.
865679

› SEE FROM PAGE 866



TIG consumables



TIG TORCHES - BLUE-LINE RANGE

+ Tubular handle with a Crouzet® strip switch trigger.
Standard torch handle, dual cooling
Flexible harness with cotton weaved cover.
Power connector ¼ of a turn; gas M12x1; quick water.

TIG9 BLUE-LINE 4 AND 8 M TORCH

GISS



Standard: EN60974-7

Air-cooled. TSK Connector 50-M12x100
Electrode diameter: 0.5 to 2.4 mm. 35% duty cycle: 110A DC – 95A AC
Equipped with a starter kit ref. 865825 ø 2,4 mm

Length	Ref.
4 m	865681
8 m	865682

TIG17 BLUE-LINE 4M AND 8M TORCH

GISS



Standard: EN60974-7

Air-cooled. TSK Connector 50-M12x100
Electrode diameter: 0.5 to 2.4 mm. 35% duty cycle: 140A DC – 125A AC
Equipped with a starter kit ref. 865826 ø 2,4 mm

Length	Ref.
4 m	865684
8 m	865685

TIG18 BLUE-LINE 4M AND 8M TORCH

GISS



Standard: EN60974-7

Water-cooled. Pressure: 4 bar. Flow: 1.5 L/min
TSK Connector 50-M12x1 Electrode diameter: 0.5 to 4.0 mm
Duty cycle factor at 100%: 320A DC – 270A AC
Equipped with a starter kit ref. 865826 ø 2,4 mm

Length	Ref.
4 m	865687
8 m	865688



› SEE FROM PAGE 866



TIG consumables



TIG20 BLUE-LINE 4M AND 8M TORCH

Standard: EN60974-7

Water-cooled. Pressure: 4 bar. Flow: 1.5 L/min
TSK Connector 50-M12x1 Electrode diameter: 0.5 to 3.2 mm
Duty cycle factor at 100%: 250A DC – 220A AC
Equipped with a starter kit ref. 865825 ø 2.4 mm

Length	Ref.
4 m	865690
8 m	865691



TIG26 BLUE-LINE 4M AND 8M TORCH

Standard: EN60974-7

Air-cooled. TSK Connector 50-M12x100
Electrode diameter: 0.5 to 4.0 mm. 35% duty cycle: 180A DC – 150A AC
Equipped with a starter kit ref. 865826 ø 2.4 mm

Length	Ref.
4 m	865693
8 m	865694



› SEE FROM PAGE 866



TIG consumables

TIG TORCH - LINE PLUS RANGE

+ Mini handle grip, for standard torch handles, hoses, dual cooling. Extra flexible harness with 70 cm leather cover. Power connector ¼ of a turn; gas 1/4G; quick water.

TIG9 G-LINE PLUS 4 M AND 8 M

GISS

EN60974-7 Standard

Air-cooled.
TSK 50-1/4G Connector
Electrode diameter: 0.5 to 2.4 mm
Duty cycle factor at 35%: 110A DC – 95A AC
Equipped with a starter kit ref. 865825 Ø 2.4 mm

Length	Ref.
4 m	867076
8 m	867077



TIG17 G-LINE PLUS 4 M AND 8 M TORCH

GISS

EN60974-7 Standard

Air-cooled.
TSK 50-1/4G Connector
Electrode diameter: 0.5 to 2.4 mm
Duty cycle factor at 35%: 140A DC – 125A AC
Equipped with a starter kit ref. 865826 Ø 2.4 mm

Length	Ref.
4 m	867079
8 m	867080



TIG18 G-LINE PLUS 4 M AND 8 M TORCH

GISS

EN60974-7 Standard

Water-cooling. Pressure: 4 bar. Flow: 1.5 L/min
TSK 50-1/4G Connector
Electrode diameter: 0.5 to 4.0 mm
Duty cycle factor at 100%: 320A DC – 270A AC
Equipped with a starter kit ref. 865826 Ø 2.4 mm

Length	Ref.
4 m	867085
8 m	867086





› SEE FROM PAGE 866



TIG consumables

TIG TORCH - LINE PLUS RANGE

\+ Mini handle grip, for standard torch handles, hoses, dual cooling. Extra flexible harness with 70 cm leather cover. Power connector ¼ of a turn; gas 1/4G; quick water.

GISS



TIG 20 G-LINE PLUS 4 M AND 8 M TORCH

EN60974-7 Standard

Water-cooling. Pressure: 4 bar. Flow: 1.5 L/min
TSK 50-1/4G Connector
Electrode diameter: 0.5 to 3.2 mm
Duty cycle factor at 100%: 250A DC – 220A AC
Equipped with a starter kit ref. 865825 Ø 2.4 mm

Length	Ref.
4 m	867088
8 m	867089

GISS



TIG26 G-LINE PLUS 4 M AND 8 M TORCH

EN60974-7 Standard

Air-cooled.
TSK 50-1/4G Connector
Electrode diameter: 0.5 to 4.0 mm
Duty cycle factor at 35%: 180A DC – 150A AC
Equipped with a starter kit ref. 865826 Ø 2.4 mm

Length	Ref.
4 m	867082
8 m	867083



STARTER PACK AND REPAIR KIT

GISS

Name	For TIG Torches	Ref.
INSTALLATION KIT Ø 2.4	17 / 18 /26	865826
WEAR PARTS KIT	17 / 18 /26	865829
INSTALLATION KIT Ø 2.4	9/20	865825
WEAR PARTS KIT	9/20	865828
KIT INSTALLATION Ø 1,6	17 / 18 / 26	880831

Installation kit includes nozzle, pliers, diffuser and tungsten electrode. Wear parts kit includes 3 stoppers, 5 nozzles, 5 pliers, 5 diffusers.



TIG CONSUMABLES 9/20

GISS

Marks	Pictures	Name	Quantity per bag	Ref.
5		Stopper long (41V24)	2	865798
5		Stopper moyen (41V35)	2	865796
5		Stopper short (41V33)	2	865794
1		Nozzle Gr. 4 - Ø 6.4 (13N08)	5	865778
1		Nozzle Gr. 6 - Ø 9.8 (13N10)	5	865779
1		Nozzle GR. 8 - Ø 12.7 (13N12)	5	865780
3		Clamp Ø 1.6	5	865789
3		Clamp Ø 2.0	5	865790
3		Clamp Ø 2.4	5	865791
3		Clamp Ø 3.2	5	865792
2		Diffuser Ø 1.6	2	865782
2		Diffuser Ø 2.0	2	865783
2		Diffuser Ø 2.4 (13N28)	2	865784
2		Diffuser Ø 3.2 (13N29)	2	865785
4		Insulating ring	2	865787
6		TORCH BODY TIG9	1	868172
6		TORCH BODY TIG20	1	868175
6		TORCH BODY TIG17	1	868173
6		TORCH BODY TIG18	1	868174
6		TORCH BODY TIG26	1	868176
6		TIG TRIGGER KIT	1	868180

TIG CONSUMABLES 17/ 18/ 26

GISS

Marks	Pictures	Name	Quantity per bag	Ref.
5		Long stopper (57Y02)	2	865823
5		Medium stopper (57y02)	2	865821
5		Short stopper (57Y04)	2	865819
1		Nozzle GR. 5 - Ø 8.0 (10N49)	5	865800
1		Nozzle GR. 7 - Ø 11.2 (10N47)	5	865801
1		Nozzle GR. 8 - Ø 12.7 (10N46)	5	865802
1		Nozzle GR.10 - Ø 15.7 (10N45)	5	865803
1		Nozzle GR.12 - Ø 19.0 (10N44)	5	865804
3		Ø 1.6 Clamp (10N23)	5	865813
3		Ø 2.0 Clamp (53N87)	5	865814
3		Ø 2.4 Clamp (10N24)	5	865815
3		Ø 3.2 Clamp (10N25)	5	865816
3		Ø 4.0 Clamp (54N20)	5	865817
2		Diffuser Ø 1.6 (10N31)	2	865806
2		Ø 2.0 Diffuser	2	865807
2		Diffuser Ø 3.2 (10N28)	2	865808
2		Diffuser Ø 4.0 (406488)	2	865809
4		SEAL RING	2	865811

TUNGSTEN ELECTRODES

Tungsten electrodes are used for TIG welding. The very high melting temperature of tungsten (about 3400 °c) makes it possible to hold an electric arc between the piece being worked on and the electrode without rapidly depleting the latter. There are several different types of electrode, depending on the processes used.

	Steel / Stainless steel	Aluminium	DC	AC
WC20	+++	++	+++	++
WT20	+++	---	+++	---
WP	---	+++	---	+++
WL15	+++	++	+++	++
WL20	+++	+	+++	+
WG-La15	+++	---	+++	---

GISS NEW



CERIUM TUNGSTEN ELECTRODE WC20 (GREY END)

WC20 ceramic tungsten electrodes. Length 150 mm. Case of 10 electrodes.

Diameter & length (mm)	Colour	Ref.
Ø1,6 X 150	Grey	879813
Ø2,0 X 150	Grey	879814
Ø2,4 X 150	Grey	879815
Ø3,0 X 150	Grey	879816
Ø3,2 X 150	Grey	879817

GISS NEW



2% THORIATED TUNGSTEN ELECTRODE WT20 (RED END)

WT20 2% thorium tungsten electrodes. Length 150 mm. Case of 10 electrodes.

Diameter & length (mm)	Colour	Ref.
Ø1,0 X 150	Red	879819
Ø1,6 X 150	Red	879820
Ø2,0 X 150	Red	879821
Ø2,4 X 150	Red	879822
Ø3,0 X 150	Red	879823
Ø3,2 X 150	Red	879824

GISS NEW



PURE TUNGSTEN ELECTRODE WP (GREEN END)

WP20 pure tungsten electrodes. Length 150 mm. Case of 10 electrodes.

Diameter & length (mm)	Colour	Ref.
Ø1,0 X 150	Green	879826
Ø1,6 X 150	Green	879827
Ø2,0 X 150	Green	879828
Ø2,4 X 150	Green	879829
Ø3,0 X 150	Green	879830
Ø3,2 X 150	Green	879831
Ø4,0 X 150	Green	879832

TUNGSTEN ELECTRODES

LANTHANE 1.5% TUNGSTEN ELECTRODE WL15 (GOLD END)

NEW GISS



WL15 1.5% lanthanum tungsten electrodes. Length 150 mm. Case of 10 electrodes.

Diameter & length (mm)	Colour	Ref.
Ø1,6 X 150	Gold	879807
Ø2,0 X 150	Gold	879808
Ø2,4 X 150	Gold	879809
Ø3,0 X 150	Gold	879810
Ø3,2 X 150	Gold	879811

LANTHANE 2% TUNGSTEN ELECTRODE WL20 (BLUE END)

NEW GISS



WL20 2% lanthanum tungsten electrodes. Length 150 mm. Case of 10 electrodes.

Diameter & length (mm)	Colour	Ref.
Ø1,6 X 150	Blue	879834
Ø2,0 X 150	Blue	879835
Ø2,4 X 150	Blue	879836
Ø3,0 X 150	Blue	879837
Ø3,2 X 150	Blue	879838

TRI COMPOSITE TUNGSTEN ELECTRODE M3 / WG LA15 (PURPLE END)

NEW GISS



Tri-composite M^3 / WG La15 tungsten electrodes. Length 150 mm. Case of 10 electrodes.

Diameter & length (mm)	Colour	Ref.
Ø1,6 X 150	Purple	879840
Ø2,0 X 150	Purple	879841
Ø2,4 X 150	Purple	879842
Ø3,0 X 150	Purple	879843
Ø3,2 X 150	Purple	879844

TIG FILLING METALS

GISS



Filling Metal for TIG welding
Steel: For welding TIG steel in D.C.
Classification: AWS 5.18 – ER70S-6
EN 636-A – W 46 4 W3Si1
Stainless Steel (308): For stainless steel TIG welding in continuous current (food environment, organic acid...)
Classification: EN 12072 – W19.9L
DIN 8556 – X2CrNi9.9
AWS A5.9 – ER308L
Stainless Steel (316L): For stainless steel TIG welding in continuous current (corrosive medium, acid, chlorine ...)
Classification: EN 12072 – W19.12.3 L
DIN 8556 – X2CrNiMo19.12
AWS A5.9 – ER316L

Type of Wand	Ø mm	Amount	Ref.
Long Steel 330 mm	1,6	60	855147
Long Steel 330 mm	2	40	855148
Stainless steel 308 Long 330 mm	1,6	60	855149
Stainless steel 308 Long 330 mm	2	40	855150
Stainless steel 316L long 330 mm	1,6	60	855151
Stainless steel 316L long 330 mm	2	40	855152

GISS



SG2 STEEL TIG WAND

Classification according to ISO 3581-A : ER7S06 standard

Filler metal for TIG welding under gas protection of structural steels.
Recommended for piping, penetration and bottom passes before filling for high quality welding work.
Length: 1 metre. **Packaged in plastic tubes of 5 kilos.**

Ø (mm)	Ref.
1,6	860189
2	860190
2,4	860191
3,2	860192

GISS



STAINLESS STEEL TIG WAND 316L

Classification according to AWS A5.9 – ER316L standard

Very low carbon TIG filler metal for gas shielded welding of type 316 and also type 304 stainless steels.

APPLICATIONS

Stainless steel pipes, chemical, food and naval industries...
Length: 1 metre. **Packaged in plastic tubes of 5 kilos.**

Ø (mm)	Ref.
1,6	860185
2	860186
2,4	860187

GISS



TIG AG5 ALU. WAND

Classification according to AWS A5.10 standard

Filler metal for TIG welding under gas shielding of 5% magnesium aluminium alloys with a similar composition.

APPLICATIONS

Boilermaking, shipbuilding, chemical industries...
Length: 1 metre. **Packaged in plastic tubes of 5 kilos.**

Ø (mm)	Ref.
2	860194
2,4	860195
3,2	860196

PLASMA CUTTING

PLASMA: 4th CONDITION OF THE MATERIAL

Starting from the solid state, the more energy is added and the more we move towards a gas. At this last stage, around 2000 °C, the gas will ionize and become a conductor. This fourth stage is called **plasma**.

EXAMPLE OF WATER WITH CALORICAL ENERGY SUPPLY

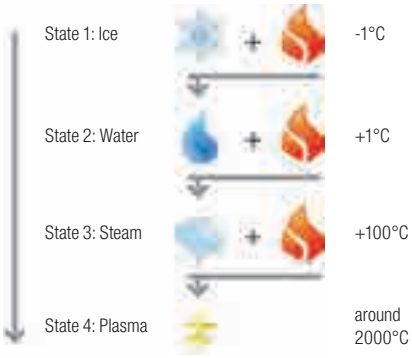

PLASMA CUTTING

A plasma cutting system consists of a **power source, an arc priming circuit and a torch.**

The source of the current creates a short circuit between the electrode and the spray nozzle. The air comes to pressure and establishes the distance required between these two parts to generate a pilot arc.

By bringing the torch to the conductive part to be cut, an electric arc will cause the ionization of the gas and generate the Plasma jet. This plasma emits heat so that the metal will fuse and be ejected by the airflow, which will create a separation.

ADVANTAGES OF PLASMA CUTTING:

- Cuts all conductive materials
- Simple to use, professional results from the first try.
- Faster than other cutting processes
- More accurate and cleaner
- Reduced heat-affected zone



ARC ARMORING TECHNOLOGY



Low-frequency priming is performed without any contact with the sheet metal. A pilot arc forms and arms the plasma. This process poses no risk to surrounding products, that may be sensitive to electromagnetic radiation. All **GISS** workstations are equipped with this technology.



High-frequency priming is performed without contact with the sheet metal. It generates interference that disrupts the surrounding devices

THE TORCH, AN ESSENTIAL ELEMENT OF THE CUTTING PROCESS

The design of a plasma torch plays a crucial role in the quality and speed of cutting. As the bearer of the various consumables that will be used to create the arc and maintain it, it undergoes very high heat and pressure. Its design has an influence on how quickly consumables can wear.

THE ROLE OF AIR

Air plays 2 distinct roles:

- The creation and maintenance of the plasma arc for cutting.
- The cooling of consumables.

Poor air pressure regulation is detrimental to the cutting quality and the integrity of the consumables.

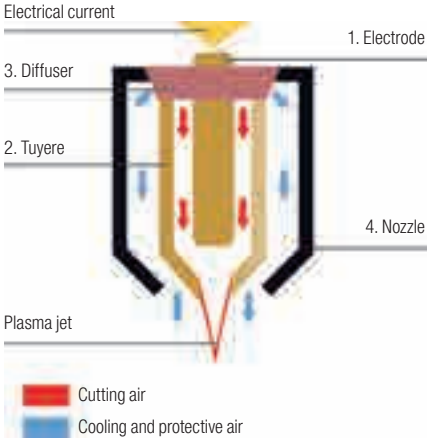

GISS NEW



Mini 8kW (10 kVA)

PLASMA CUTTING MACHINE 35A

Ideal for maintenance work. The CUTTER 35A is a plasma cutter with built-in compressor.

With its built-in compressor, the 35A plasma is essential iwhen there is no compressed air. Its built-in filter prevents condensation in the torch.

35A plasma ensures quality cutting even on painted structures up to 15 mm for steel, stainless steel and cast iron up to 10 mm for aluminium and copper.

Equipped with the «Arc Pilot» system, the arc starts without the need to touch the segment to be cut. This ignition system without HF avoids all electromagnetic disturbances (radio, computer, telephones, medical equipment etc.).

Delivered with 4m torch with safety device on the trigger to prevent accidental or unintentional triggering.
Comes with a maintenance case, including: Electrodes (x3), Spray nozzles (x3), nozzles (x1) and diffusers (x1)

Power supply: 230 V Mono
Consumption: 16A
Cutting current: 10A to 35A
Cycle duration (40°C): 30A at 60%
Thickness: Steel: 15 mm (separation) / Aluminium: 10 mm (separation)

2-YEAR WARRANTY

Product	Ref.
CUT 35A Machine	880514

› SEE PAGE 889



Footwear SOTARA S3 HRO SRC
Ref. 867188 à 867197

› SEE PAGE 1151



G-Mat Weld Anti-fatigue G Mat Ref. 865545

› SEE PAGE 888



G-WELD TIG welding gauntlet Ref. 840056

G CUT PLASMA 40 FV MACHINE

GISS

Ideal for use in locksmithing, the PLASMA 40FV is a powerful plasma cutter with Inverter technology.







Mini 8kW (10 kVA)

QUALITY CUTTING WITHOUT DEFORMATION

Solid and reinforced design weighing only 20 kilos, it adapts to industrial and difficult environments to give a quality cut even on painted structures:

- Up to 15 mm for steel, stainless steel and cast iron.
- Up to 10 mm for Alu. and copper.

The 40FV PLASMA has a «mesh plate» mode that holds the arc when your torch is no longer in contact with the workpiece. The maximum power for a single phase product

USER FRIENDLY INTERFACE

With this new interface, the settings are simplified thanks to 3 modes:
-Cutting of wire mesh.
-Cutting of solid sheet
-Measurement of air pressure
Visualize your settings with the built-in digital display.

START UP WITHOUT HF

With the «Pilot arc» system, the arc begins without the need to touch the workpiece. This HF-free boot system avoids electromagnetic disturbances (radio, computer, telephony, medical equipment ...).

EASY, FAST AND SAFE TO USE

4 m torch with safety device on the trigger to prevent accidental or unintentional triggering. It is equipped with a ventilation corridor that insulates the electronic part from dust. To be connected to a compressed air source.

HIGH-TECH POWER SUPPLY

The PLASMA 40FV is the latest generation of PLASMA 40FV with a large PFC, which makes it Flexible Voltage (85-265V).

- Thanks to this technology, the 40FV PLASMA operates on a single 230v-16a or 110v-32a socket, even in intensive use and on site extensions (100 m).
- The 40FV PLASMA is tested at the factory to withstand surges up to 400v. This makes it particularly suitable for operation on generators and in case of permanent overvoltages.

Power supply: 230 V Mono
Consumption: 25A/32A (110V / 230V)
Cutting current: 10A to 40A
Duty cycle factor (40° - 60°): 32A
Pressure: 2.5 to 6 Bar
Thickness: Steel – 10 mm/Alu – 8 mm

2 YEARS WARRANTY

fab.

Product	Ref.
G CUT PLASMA 40 FV STATION	863331
Consumables Box	863333

› SEE PAGE 1047



Safety spectacle WELDER 5 Ref. 844928

› SEE PAGE 1085



G-WELD TAB apron (cowhide) Ref. 840463

GISS NEW





15 kVA

PLASMA CUTTING MACHINE 70A TRI

The CUT 70A TRI is a plasma cutting machine with a cutting capacity of 35 mm thick on a multitude of materials. The HF-free ignition system helps to preserve and extend the life of consumables. It is intended to operate in harsh environments, with very tough mechanics and an intuitive control panel. It is pre-wired for use on automatic cutting tables.

PRODUCTIVITY
Cutting speed higher than oxygen.
Cuts all steels (soft, stainless, hardened, HLE), aluminium, copper, etc.
The optimised station is cooled by the ventilation corridor, making it possible to isolate the electronic components from dust.
Rapid, easy installation of consumables for maximum efficiency.
70% cycle duration at 60% (40 °C).

HIGH PERFORMANCE TORCH
TECMO® premium torch (leading supplier in Europe).
Superior cutting quality: Air-cooled torch body providing high arc stability at different speeds.
Designed to withstand impact and heat.
Quick torch connection / disconnection, without tools, making transportation and maintenance easy.
Easy-to-use trigger mechanism for greater convenience.

Intuitive control panel:
- 3 working modes: solid sheet / perforated sheet / locking
- Manual air pressure adjustment (4.1 < 6.5 bar) with front bar graph.
HF-free priming to avoid disruptions that can damage
nearby electronic equipment.
Compatible with CNC kit for automated cutting table.

Delivered with a maintenance case, an earth clamp and a 6m MT 70 torch.

Power supply: 400 V TRI
Consumption: 16A
Cutting current: 20A à 70A
Cycle duration (40°C): 70A at 60%
Pressure: 5 à 9 bar
Thickness: Steel: 35 mm (separation) / Aluminium: 25 mm (separation)

2-YEAR WARRANTY

fab.

Product	Ref.
Plasma cutting machine 70A	880516

› SEE PAGE 888



Gloves G-WELD TIG Premium Ref. 867731

› SEE PAGE 889



Footwear KELUD 2 S3 HRO SRC Ref. 848018

› SEE PAGE 885



850°C Heat resistant textile Ref. 880496

THE GISS FLAME WELDING RANGE

In welding-cutting, the most commonly used gases are acetylene, propane, natural gas which, mixed with oxygen, can produce a flame of about 2800 ° C.

Oxygen (O2): Oxygen is contained in the air that we breathe in a proportion of 21%. It is an odorless, colourless gas with no flavour and has the characteristic oxidizing, activating combustion. The presence of organic matter such as fat or rust, gives rise to violent reactions such as explosions. It can be stored in various forms and packagings, compressed at 200 bars in metal bottles, in frames (bottle set) or liquid form in low pressure evaporators.

Oxygen bottles

B05 : 1,0 m^3, B20 : 4,2 m^3 , B50 : 10,6 m^3 / filling pressure: 200 bar at 15°C / Conventional colour : white /
Weight: 1m^3 = 1,360 kg / Tap: Type F female ø 22,91 pitch 1,814 to the right

Acetylene (C2H2): Acetylene is a gaseous compound of carbon and hydrogen. It is a colorless fuel with a typical slight aromatic odour, perceptible from a proportion of 1°/^{00} in the air. This combustible gas combined with oxygen provides the hottest and most concentrated flame of all combustible gases (3100 ° C).
Since acetylene is very unstable under certain conditions, it is not compressed but dissolved in a solvent (acetone or DMF) itself introduced into a porous material contained in the bottle and stored at a pressure of 15 bar. Because of these particularities, it is preferable to store and use the bottles vertically to avoid the flow of acetone or DMF to the regulators and pipes. Copper tubes must not be used to transport acetylene (risk of explosion). In welding-cutting operation, the maximum flow rate that can be requested from an acetylene supply is indicated on the bottle; comply with gas regulations.

Acetylene bottles

7 m^3, 3 m^3, 5 m^3, 2 m^3, 4 m^3, 0.8 m^3 / Filling pressure: 15 bar at 15°C / Conventional colour : havana brown /
Weight: 1 m^3 = 1,110 Kg / Tap: type H female ø 22,91 pitched 1,814 to the left

Propane (C3H8): It is also a fuel gas, commonly stored in tanks or in industrial bottles of 35 kg. The oxygen-propane flame is less hot than the oxy-acetylenic mixture (2850°C).

Industrial propane bottles

35 kg, 13 kg or Tanks / Filling pressure: 7,5 bar at 15° C / Weight: 35 Kg = 18,5 m^3, 1 m^3 = 1,870 Kg 1 Kg = 0,530 m^3 /
Tap : GPL type male ø 21,7 pitch 1,814 to the left

Natural gas (methane CH 4): still a combustible gas used in the industry, more often in oxy-cutting.
Its association with oxygen provides a flame of approximately 2800°C.

Natural Gas bottles

B50: 11 m^3, B20 : 4,4 m^3, B05 : 1,1 m^3 / filling pressure: 200 bar / Weight: 1 m^3 = 0,680 Kg /
Tap : type E male ø 21,7 pitch 1,814 to the left

It is obvious that for all these gases, the detection of leaks on the bottles or the installations is done exclusively with an approved leak detector or with soapy water.

Beware : Never use greasy substances with oxygen.

MAIN CAUSES OF GAS AND/OR FLAME RETURN

Here are the main parameters to monitor: ABSENCE OF FLAME RETURN
Inversion of gas supply pipes. Tap, coupling, no screws in bad, damaged or dirty condition. Bad nozzle size. Nozzle opening too wide or too small. Overheating of the nozzle. Slag in the orifice of the nozzle. Damaged port. Incorrect gas pressure use. Low bottle pressure. Pinched, crushed, cut, leaking pipe. Drop in pressure is depending on the length and the size of the pipe.

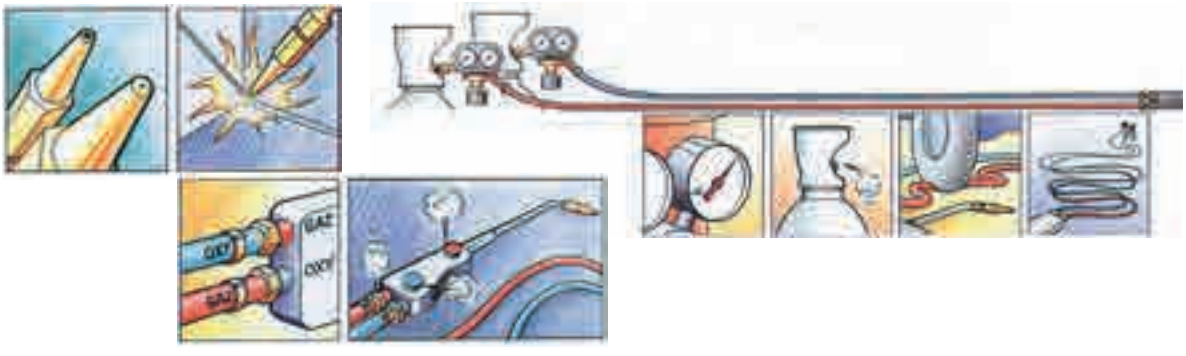

GISS



NOZZLE CUTTER TORCH TYPE «G1»

Standard: EN ISO 5172.

High pressure mixing Technique in the cutting head.
This technique allows to withstand misuse (improper adjustment of the gas pressures...) without impacting the operator.
Ergonomic handle.
Works with oxygen/acetylene or oxygen/propane.
Cutting capacity up to 300 mm steel.
Use of G1-type nozzles.
Delivered without backstop and cutting head.
Progressive trigger allowing the priming in full metal without projection of molten metals (progressive oxygen supply).
Valves with stainless steel spikes (high reliability over time).
Solid head: resists the use of vice to change the cutting nozzle.

+ Works with oxygen/acetylene or oxygen/propane

Nozzle Type	Ref.
G1	634980

GISS



OXYACETYLENE NOZZLE TYPE «G1»

+ Type of gas engraved on the nozzle

Diameter (mm)	Thickness to cut (mm)	Ref.
7/10	3 to 10	652581
10/10	10 to 25	652582
12/10	25 to 50	652583
16/10	50 to 80	652584
20/10	80 to 120	652585
25/10	120 to 200	652586
30/10	200 to 300	652587

GISS



OXYPROPANE NOZZLE TYPE «G1»

+ Type of gas engraved on the nozzle

Diameter (mm)	Thickness to cut (mm)	Ref.
7/10	3 to 10	652588
10/10	10 to 25	652589
12/10	25 to 50	652590
16/10	50 to 80	652591
20/10	80 to 120	652592
25/10	120 to 200	652593
30/10	200 to 300	652594

OXY-CUTTING SCALE

Thickness (mm)	Nozzles	Pressure (bar)		Flow (m3/h)		Pressure (bar)		Flow (m3/h)	
		Acetylene	Oxygen	Acetylene	Oxygen	Propane	Oxygen	Propane	Oxygen
3 to 10	7/10	0.3 to 0.5	1,5	0,35	1,2	0,25	3 to 5	0,15	1,4
10 to 25	10/10		1.5 to 2.5	0,5	1.4 to 3.5	0,25	3 to 5	0,15	2 to 4
25 to 50	12/10		2.5 to 3.5	0,5	3.5 to 8	0,25	3 to 5	0,15	4 to 9
50 to 80	16/10		3.5 to 4.5	0,5	6 to 12	0,5	4 to 6	0,225	8 to 14
80 to 120	20/10		4 to 5.5	0,75	8 to 18	0,6	5 to 7	0,3	10 to 20
120 to 200	25/10		5.5 to 6.5	0,75	14 to 34	0,75	6 to 8	0,4	16 to 36
200 to 300	30/10		6.5 to 8	0,75	28 to 48	0,75	6 to 10	0,4	30 to 50

WELDING TORCH

GISS

Standard: EN ISO 5172.

Low pressure torch with premixing and variable flow. Suitable for all welding and soldering work (all trades) thanks to its great flexibility and excellent grip. Welder N° 0 for universal use. Composed of a blowtorch, a star of 6 Nozzles: 63, 100, 160, 250, 315, 400 litres.
Flexible guns can be mounted for welding in difficult to reach places.



Number of items	Ref.
2	625595

+ Heavy-duty control valves.
Do not get misaligned.
Removable pipe olives.

WELDING KIT FOR «OXYFLAM»

GISS

Standard: EN ISO 2503/5172/559/730/Class I

Contents:
-1 oxygen-type holder.
-1 acetylene-type holder.
-2 x 4 meters of pipe 6.3 x 12
-1 welding torch with 6-nozzle star.
-1 oxygen backstop.
-1 acetylene backstop.
- 8 clips.
For brazing and soldering of current metals.
Backstop Class 1, professional-type product.



Number of items	Ref.
15	633676

+ Kit delivered assembled.
To be mounted on trolleys and bottles of all types.

CUTTER TORCH FOR «OXYFLAM»

GISS

Standard: EN ISO 5172

Contents:
-1 Oxy-acetylene cutter torch.
-1 10 mm cutting nozzle
-2 x 0.5 meters of pipe.
-2 Female StopGiss fittings.
-2 male StopGiss fittings.
Cutting capacity 25 mm steel.



Number of items	Ref.
8	634982

KEY STAR 6 NOZZLES

GISS

Star for Welding Torch.
6 Nozzles: 63, 100, 160, 250, 315, 400 litres.



Ref.
858507

GISS



+ Composed of a very sensitive valve to stop any gas return.

BACKSTOP SECURGISS

Standard: EN ISO 730 Class 1

Fits as well on the pipe in 6.3 x 12 as on 10 x 17 pipe, without altering performance.
Composed of a sintered metal filter that stifles the flame and prevents it from passing through the device.

Assembly	Ref.
Oxygen Hose/hose	633677
Acetylene Pipe/Hose	633678

GISS



+ Allows the pipes to be disconnected by automatically interrupting the gas supply

M/F STOPGISS AUTO ANTI-RETURN FITTING

Standard: EN ISO 561

Cut-off of gas flow through the valve.
Inputs with clear olives.
Fits as well on the pipe in 6.3 x 12 as on 10 x 17 pipe, without altering performance.
Also helps to avoid the loss of gas in the pipe at each disconnect.

Assembly	Ref.
Oxygen	633683
Acetylene	633684

GISS



ISO TYPE OXYGEN / ACETYLENE MALE TIP

Ref.
633685

GISS



BACKSTOP SECURGISS

Assembly	Ref.
Torch/Oxygen Hose	633679
Oxygen Regulator/Hose	633681
Torch/acetylene Pipe	633680
Pressure reducer/acetylene pipe	633682

GISS



ISO MALE TIP

Product	Ref.
ISO OX male tip	858501
ISO AD male tip	858502

GISS



STOPGISS FITTING REGULATOR

Product	Ref.
Stopgiss 16x150 D Oxygene	858504
Stopgiss 16x150 G ACETYLENE	858505

OXYGEN/ACETYLENE HANDLES

GISS

Single pair of OXY/AD handles

Product	Type	Weight (kg)	Ref.
Handles 0.5 m + ISO MALE TIP	6.3 x 12	0,4	858494
Handles 0.5 m + ISO MALE TIP	10 x 17	0,5	858495



Pair of handles with OXY/AD flame retardant backstop

Product	Type	Weight (kg)	Ref.
Handles 0.5 m + ARPF 12 x 100	6.3 x 12	0,8	858491
Handles 0.5 m + ARPF 16 x 150	10 x 17	0,9	858492



ACETYLENE - FLEXIBLE SWAGING GUNS

GISS

Ideal when soldering parts are difficult to reach.

Product	Weight (kg)	Ref.
Acetylene - 160 L	0,03	858497
Acetylene - 250 L	0,03	858498
Acetylene - 315 L	0,03	858499



WELDING SCALE

Welding thickness (mm)	Nozzle capacity (L/h)	Pressure (bar)		
		Oxygen	Acetylene	Propane
0,4 - 0,5	40	1 to 1.5	0.2 to 0.5	0.1 to 0.4
0.6	63			
1	100			
1.5	160			
2.5	250			
3	315			
4	400			
5	500			

Welding thickness :
The capacity in litres of the nozzle will be determined by the type of seal and the thickness of the metal. It is required on average to use 100 litres/hour of gas by mm of thickness of metal.

Example : 0.6 mm of thickness = nozzle of 63 L
1.5 mm thickness = nozzle of 160L
3 mm of thickness = nozzle of 315 L

GISS NEW



STANDARD REGULATOR

Standard: EN ISO 2503

Accurate and solid gauges.
Filter in the inlet tail.
Safety valve.
Valve box System.
Captive Wheel.
Fitting: 16x150 Nut D and G.
Layered Olive: Diam. 6.3x12/10x17.
Suitable for all work.

Type	Relief pressure (bar)	Ref.
Oxygen	0 to 10	879491
Acetylene	0 to 1.5	879492

+ Rubber protection Caps

GISS NEW



STANDARD FLOW REGULATOR

Standard: EN ISO 2503

Flow: 0 to 30 L/min
Accurate and solid gauges.
Filter in the inlet tail.
Safety valve.
Valve box System.
Captive Wheel.
Also suitable for use with MISON® (Argon®) gas.
Fitting: 16x150 nut.
Layered Olive: Diam. 6.3x12.
Rubber protection Caps.

Flow (L/min)	Ref.
0 to 30	879494

+ Suitable for all work.

What makes **the difference**

CHECK VALVE SYSTEM (FOR GISS ARMOURED REGULATORS)

The encapsulated seat ensures high safety and quality of operation.

The porous sintered metal filter prevents any metal particles or other material from penetrating and thus allows the regulator to function properly while avoiding abnormal gas flow.

It also protects all downstream components.

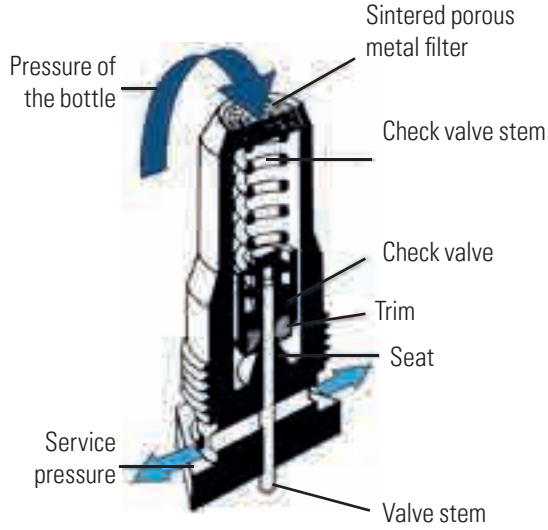

SHIELDED REGULATOR

GISS

Standard: EN ISO 2503

Accurate and solid gauges.
Filter in the inlet tail.
Safety valve.
Valve box System.
Captive Wheel.
Fitting: 16x150 Nut D and G.
Layered Olive: Diam. 6.3x12/10x17.
Suitable for all work.
Metal Protection covered with a rubber cover.

Type of gas	Relief pressure (bar)	Ref.
Oxygen	0 to 10	634961
Acetylene	0 to 1.5	634965



+ Shock absorber

SHIELDED FLOW REGULATOR

GISS

Standard: EN ISO 2503

Flow: 0 to 30 L/min
Accurate and solid gauges.
Filter in the inlet tail.
Safety valve.
Valve box System.
Captive Wheel.
Also suitable for use with MISON® (Argon®) gas.
Fitting: 16x150 nut.
Layered Olive: Diam. 6.3x12.
Metal Protection covered with a rubber cover.

Flow (L/min)	Ref.
0 to 30	635007



+ Specially suitable for construction work

GAS SAVER

GISS

The GISS gas saver is an indispensable accessory for gas-shielded welding (MIG, MAG, TIG).
Compact in design, it can be installed downstream of the most common regulators or points of use with flow control.
It stabilizes the flow and optimizes the gas pressure Protection in the pipe during the welding process.
Gas : Ar, Ar/CO2, CO2
Body: Aluminium / Cover: Zn/Al alloy Die Cast / Rods, nuts and fittings: Brass
Maximum operating pressure 20 bars
Flow: 0-32 l/min
Temperature range: from -20°C to 60°C

Type	Ref.
Adjustable	868161
Fixed	868163





GAS SAVER FOR WORK TABLE

GISS

ATO Class

The gas saver is used wherever you want to avoid unproductive gas consumption. This saver consists of a valve block with lines power and derivation of gas fuel and oxygen, equipped with a pilot flame and a hook of security for the placement of the torch. For gas: Oxygen - Acetylene / propane.

Ref.
868165



+ Cost-effective, safe and time economical

GISS



BRAZING METAL COPPER PHOSPHORUS

Recommended for the brazing of tubes and connections, water heater, refrigerant systems.
For plumbing and heating.
The ''Phosphorus copper solder'' with 7% phosphorus is a ''standard fluidity''alloy allowing a good practice capillary soldering. Copper connection/copper without flux and copper brass with flux paste. Plastic packaging.

fab.

Diameter	Length (mm)	Weight /case (gr)	Nb rod / case	Ref.
2	500	500	36	867840

\+ Self-stripping on copper.
Very good fluidity, fast execution speed, universal for plumbing

GISS



BRAZING METAL BRASS COATED

Braze welding brass alloy type recommended for the assembly of steels, cast irons and copper alloys. Universal in braze welding, high mechanical resistance, nice appearance: Superior quality alloy.
APPLICATION: Locksmith, piping, fittings, furniture....Plastic packaging.

fab.

Diameter	Length (mm)	Weight /case (gr)	Nb rod / case	Ref.
2	500	500	69	867842
3	500	500	32	867843

\+ High grade universal braze-welding alloy. High mechanical strength and good elongation.

GISS



BRAZING METAL 40% SILVER NUDE & COVERED

40% silver alloy for the brazing of all metals except aluminium.Excellent smoothness, good wetting properties, high mechanical characteristics, ease of implementation.
Applications: hospital sectors, food, electrical resistors, compressors, air conditioning....Plastic packaging.

fab.

Type	Diameter	Length (mm)	Weight / case (gr)	Nb rod / case	Ref.
Nude Silver	1,5	500	200	25	867845
Nude Silver	2	500	200	12	867846
Coated Silver	1,5	500	200	18	867848
Coated Silver	2	500	200	10	867849

\+ Very good fluidity, good corrosion resistance. Excellent mechanical mechanics. Available naked or coated.

BRAZING METAL COPPER PHOSPHORUS 2% SILVER

GISS

This alloy is recommended for conventional assemblies with standard flow and is self-stripping on red brass. This nuance contains 2% of silver and is doped with phosphorus for a better capillarity.
Copper-copper assemblies by compression joint application and tapping, heat exchangers (hot/cold), ventilation systems.

Diameter	Length (mm)	Weight /case (gr)	Nb rod / case	Ref.
2	500	500	36	867851



+ Versatile alloy. Good fluidity. The most economical copper-phosphor-silver. Easy to use.

SILVER FLUX PASTE

GISS

Flux paste designed for silver alloys. Can also be used with the carbon steel alloy, stainless steel, copper alloys.

Weight (g)	Ref.
60	867853



+ Boric acid-free flux

BLOWPIPE STEEL

GISS

Intake metal for oxyacetylene welding of non-alloy steel.
Assembly on same grade carbon steels. Pressure tanks, piping and circuit various, tubular construction parts, employment possible on average quality steels.

Diameter	Length (mm)	Weight /case (gr)	Ref.
1,6	1000	5000	867855
2	1000	5000	867856
2,4	1000	5000	867857
3/3,2	1000	5000	867858



GISS



PROPANE REGULATOR

Propane regulator 0-4 bars adjustable with manometer.
NF output.
Flow: 9.5 kg/h
Weight: 1,3 kg

Ref.
858509

GISS



PROPANE HANDLE

Propane handle with adjustment valve. Handle with trigger and economizer.
When the user releases the trigger, the torch remains lit.
Fitting 14 x 100 m
Flow: 12 kg/h
Weight: 0.41 kg

Ref.
858511

GISS



PROPANE FLAME GUN TT - I

Ideal for all soldering work requiring a high heat supply. (Central heating system, metal bending...)
Fitting 14 x 100F
Nozzle diameter: 20 mm
Power; 5.56 to 6.85 Kw/h
Consumption from 1 to 1.5 bar: 432 to 532 g/h
Weight: 0.27 kg

Ref.
858513

GISS



PROPANE STAINLESS STEEL NOZZLE

Stainless steel nozzle type HT-I diameter 60 mm. Fitting 20 x 100
Power at 1.5 bar: 56.6 KW/h
Pressure in bar: 1.5 to 4
Consumption: 5 to 9.7 kg/h
Weight: 0,4 kg
Propane nozzle lance for type HT-I, diameter 220mm.
14X100 input connector/20x100 outlet connector

Product	Ref.
Stainless steel propane nozzle	858515
Gun for Propane nozzle	858517

SEALING KIT-TRIMMER-HEATER

GISS



Kit specially designed for all sealing work, of weeding, heating and burning.
Kit includes:
1 fixed Propane pressure regulator. 14 kg/h preset at 4 bar.
1 Handle with trigger and economizer.
10 m pipe 8 x 16
1 gun extension 600 mm
1 Stainless Steel Nozzle HT-160
1 Gun Holder

Ref.
858519

RUBBER GAS PIPE

GISS



Complies with the EN559 Standard (the date shown on the hose is the date of manufacture)

Gas	Colour	Ø (mm)	Operating pressure range	Crown (meter)	Ref.
Oxygen	Blue	6.3 x 12	10	20	858521
Acetylene	Red	6.3 x 12	10	20	858523
Oxygen	Blue	10 x 17	20	20	858525
Acetylene	Red	10 x 17	20	20	858527
Twin OXY-AD	Blue/Red	6.3 x 12	10	25	858529
Twin OXY-AD	Blue/Red	10 x 17	20	25	858531
Propane	Orange	6.3 x 12	10	20	858533
Propane	Orange	8 x 15	20	20	858535
Propane	Orange	10 x 17	20	20	858537



Roebuck



WELDER'S HAMMER

Standard: ISO 15601

Ash profiled handle. Metal wedge fitting.

ISO 15601

Length (mm)	Weight (g)	Ref.
280	400	733689

GISS



WELDER'S HAND BRUSH

Ideal for all your light brushing and pickling.
Beech body.
Dimensions (mm): 145 x 25 x 295
Ø 10 mm hole for suspension.

Wire	Ø Wire (mm)	Working length (mm)	Number of rows	Ref.
Steel Straight brass	0,3	295	4	787580

GISS



MAGNETIC WIRE BRUSH

For brushing and light pickling.
Beech body.
Ø10 mm hole for suspension.

Wire	Wire Ø (mm)	Working length (mm)	Number of rows	Ref.
Steel Straight Stainless Steel	0,3	295	4	787574

Roebuck



Ref: 845295



Ref: 845297

LARGE CAPACITY CLAMP SHORT OR DEEP SPOUT

4 positions. Black cataphoresis.
Unlocking with one hand.
Capacity: Opening: 55 mm (short) 105 mm (deep)
Diameter: Opening: 55 mm (short) 95 mm (deep)
Depth: 75 mm (short) 85 mm (deep)
Made in France.

fab.

Product	Ref.
Short spout	845295
Deep spout	845297

GISS



SP-3 - NON-ADHESIVE WELDING

Active product on non-flammable aqueous base.
High security product in the welding industry.
Can be removed by simply cleaning with water.
Contents: 650 ml. Box of 12 aerosols.

Capacity (ml)	Ref.
650	181901

\+ Chlorine-free and silicone-free solvent.
Does not contain any perfluorooctane sulfonate

MULTIFUNCTION MIG FIX © CLAMP

NEW GISS

Special clamp for MIG/MAG torches.
Ideal for:
- Cleaning the inside of the bit (weld projections)
- Cutting excess wire in torch output before soldering
- Replacing the contact tube and torch bit.

Ref.
879805



MAGNETIC POSITIONER 22 KG

NEW GISS

Sheets held at different angles. (45°, 90°, 135°)
Improves productivity, safety and makes welders' work easier.

Ref.
879849



› SEE PAGE 679



Infinitely adjustable angle welding magnet
Ref. 5073338

› SEE PAGE 677



Variable angle magnetic welong clamp
Ref. 4972278

GAS FLOW CONTROLLER

NEW GISS

Pipette for controlling the gas flow exiting the torch or the gas network.
0-38 L/min.
Gas flow measuring device at the torch nozzle. Ensures that the gas flow at the welding nozzle meets the specifications

Ref.
880068



850°C HEAT RESISTANT TEXTILE

NEW GISS

EN 1773, EN 5084, EN12127, EN13934.1, EN 1887, EN 53853

The 850°C fabric is fibreglass coated with polyurethane on both sides. This double induction provides perfect protection for medium amperage welding and grinding in close proximity.
The 850 °C fabric is rated M0 in fire reaction tests.
Can be used vertically or horizontally, 850°C fabric is the most flexible protection.
Protective gloves are recommended when handling.
The 850°C protection is available in design sizes 2x1m and 2x2m.

Dimensions (mm)	Ref.
2x1	880496
2x2	880497





ADAPTER SET FOR WELDING MACHINES IN EUROPE

NEW GISS

Kit contents:
Ø 5 mm male gas fittings (TIG torch)
For use on TIG torches
5 PTS male plug type DIN (TIG torch)
For the electric control of the torch

Ref.
880550



GISS

G-SPARK ONE WELDING MASK



Standards: EN175 / EN379

Welding Mask-2 MMA Sensors 10>400A / TIG 10>300A / MIG-MAG 10>400A
Active Filter: Tints 4/9-13
UV/IR Protection DIN 15
External settings: painting or grinding (Grind)
Internal settings: sensitivity, delay
Classification: 1/2/1/2
Light tint: 4
Dark Tint: 9/13
Reaction time: 0,3 ms
Time to clear up: auto
Field of vision: 92x42 mm
Energy: Solar
Weight: 450 g
Settings: sensitivity, delay, tint, grinding
External Protection: 116.1 x 89.5 mm
Internal Protection: 103.6 x 53 mm

Products	Ref.
G-SPARK ONE Mask	855276
Inner windows (pack of 5)	855278
Outside windows (pack of 5)	855280
Eco headband (pack of 2)	855282
Band (pack of 2)	864122

GISS

WELDING MASK G-SPARK HD





Standards: EN175 / EN379

4 sensor mask designed for all arc welding applications:
MMA up to 400A/TIG until 250A/MIG/MAG up to 500A
Its LCD filter protects the user even at low intensity (min 5A) with a reaction time less than 0.10 ms and with adjustments necessary for all types of welding work.
This mask offers a wide field of vision, the assurance of protection continue with its automatic solar recharging sensor and multiple adjustments for attaching to the head.
Weight: 580 g
Range of use: -10°C < +55°C
Classification: 1 / 1 / 1 / 2
Operating range: 5A to 500A
Reaction time at priming 0.08 ms
Light shade: DIN 4
UV permanent protection: DIN 15
Solar Charge + Batteries
Wide field of vision: 100 x 60 mm

Products	Ref.
G-SPARK HD Mask	856054
Inner windows (batch of 10) 106x66	856133
Outside windows (batch of 10) 114x133	856131
Eco headband (batch of 2)	855282

GISS

SAFETY SPECTACLE WELDER 5



Standard: EN166: 2001 – EN170 - EN169

Spectacle with modern design, one-piece eyepiece in polycarbonate tinted 5 with a wide facial cover. Integrated Brow Protection. Nylon mount. Anti-scratch and anti-mist treatment. Weight: 28 g

APPLICATIONS

Welders goggles, protecting against light generated during welding and torch cutting (oxy-acetylene cutting). Not suitable for electric welding processes (ARC, MIG, TIG).

STRONG POINTS

Perfect ergonomy, they offer a wide field of vision. Anti-scratch and anti-mist treatment. Delivered with a neck cord.

Ref.
844928

+ Ideal for intermittent use because of their cord
Height and length adjustment of sidearms

VENTILATED HOOD G-SPARK TECH

GISS

Standards: EN175 B and EN12941

Set including: Combination hood, Filtration unit, Battery, Hose, Belt, Filter, Pre-filter and Storage bag.

The G-Spark Tech Balaclava combines an electronic arc, MIG / MAG and TIG arc sensor and a wide colorless visor for grinding applications.

The visor of the hood is EN 175 B certified and offers the welder the ability to grind safely. The 4 independent arc sensors are associated with a fast reaction time of 0.1 ms for faultless detection of the welding arc.

The hood ensures filtration of solid and liquid particles (PSL). The filtration unit is equipped with an audible and visual alarm informing the operator of the low level of charge of the battery.

The G-SPARK TECH hood comes with a Lithium-ion battery offering 10 hours of battery life with a new filter.

Products	Ref.
G-SPARK TECH HOOD	866385
EXTERNAL PROTECTION 110x97x1.5 mm (Batch of 10)	866387
EXTERNAL PROTECTION FOR VISOR (Batch of 5)	866389
PRSL FILTER FOR FILTRATION UNIT	866391
PRE FILTER FOR PRSL FILTER (Batch of 10)	866393
INTERNAL PROTECTION 98x47x1 mm (Batch of 10)	866395
ANTI-TRANSPIRATION Band (Batch of 2)	866397



+ Variable tint DIN 9 to DIN 13
Grinding visor incorporated.
Lateral vision 160°
Particle Filtration
2 airflows.
Filter clogging alarm.
low battery power alarm

G-WELD BLACK WELDING GAUNTLET

GISS

EN388:2016 / EN407:2004 / EN12477:2001/A1:2005 Type A

Calf leather gloves, inner fleece, 15 cm cuff in natural undressed leather.
Sewn in para aramid wire.
Total length: 350 mm
Width of the glove entry: 150 mm
Width of the palm: 150 mm



Sizes	Ref.
9	867665
10	867666



GLOVES G-WELD PREMIUM

GISS

EN388:2016 / EN407:2004 / EN12477:2001/A1:2005 Type A

Calf leather gloves, inner fleece, 15 cm cuff in natural undressed leather.
Sewn Kevlar® yarn. Reinforced leather sewn on the palm, thumb and index
For a better resistance.
Total length: 350 mm
Width of the glove entry: 150 mm
Width of the palm: 150 mm



Sizes	Ref.
10	865185
11	865186





GISS





G-WELD TIG WELDING GAUNTLET

Standard: EN388:2016 EN407:2004 EN 12477:2001/A1:2005 Type B

Gloves 100% lamb grain, set-in-thumb, 15 cm hide cuff sewn in Kevlar® thread. Pack of 12 pairs / Box of 120 pairs.

APPLICATIONS

Argon welding and related techniques. Metal manipulations. Industrial Maintenance.

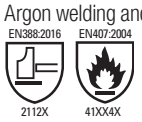

Size	Ref.
9	840056
10	840057

\+ Provides flexibility and dexterity.
Resistant to 100°C contact Heat for 25 sec, convective heat, radiant heat and small splashes of molten metal

GISS



GLOVES G-WELD TIG PREMIUM

EN388:2016 / EN407:2004 / EN12477:2001/A1:2005 Type B

Full grain Goat leather gloves and natural undressed bovine leather cuff. Heat resistant welding gloves. Palm thickness 0.7-0.8 mm.
Full grain goat leather - higher quality, reinforced seams, elastic fastenings above wrist.
High quality level of protection, good sensitivity at the fingertips, flexible, resistant, good adjustment.
Elastic fastening above wrist.
Safety wristband.
Sewn entirely with Kevlar® wire.



Sizes	Ref.
8	867731
9	867732
10	867733
11	867734

Q-SAFE NEW



QS-CUT PU C GLOVES

Standard: EN388:2016

Seamless gloves knitted in PHD yarn gauge 13. Grey polyurethane coating on the palm and fingertips. Great dexterity, excellent adhesion on dry surfaces.
Pack of 12 pairs / Box of 72 pairs



Sizes	Ref.
6	880356
7	880357
8	880358

Sizes	Ref.
9	880359
10	880360
11	880361

G-WELD TAB APRON (Cowhide)

GISS

Standard: EN ISO11611 Class 1/2 A1

Cowhide split leather apron with flap. Attached to the neck by a lanyard and under the armpits by an adjustable and buckled belt.
Dimension: 90 x 70 cm

APPLICATIONS

Welding work and situations with risk of splashing of small liquid metal droplets.



Ref.
840463



+ Ideal for manual welding techniques, gas, TIG, MIG welding, plasma micro-welding, brazing, MMA welding.

SAFETY SHOES KELUD 2 S3 HRO SRC

GISS

EN ISO 20345: 2011 S3 HRO SRC

Waterproof leather stem, grained finish. Leather spark arrester flap with quick-opening buckles. Aluminium, non-metallic anti-perforation toe cap.
Kevlar® fireproof wire tapping.

Size	Ref.
38 to 47	848018 to 848027



Protective bellow.

FOOTWEAR SOTARA S3 HRO SRC

GISS

Standard: EN ISO 20345: 2011 S3 HRO SRC

Graduated waterproof leather upper. Fireproof leather flap with velcro strap. Sewn entirely with Kevlar® wire. PU /Nitrile sole.
Weight: 595 g*

STRONG POINTS:

Very good resistance to contact heat (300°C). Perforated composite toe cap with breathable membrane and anti-perforating steel sole.

Sizes	Ref.
38	867188
39	867189
40	867190
41	867191
42	867192

Sizes	Ref.
43	867193
44	867194
45	867195
46	867196
47	867197



+ Sewn entirely with Kevlar® wire



Handling and Lifting


PALLET TRUCK 892


SACK TRUCKS AND CARTS 894

HEIGHT WORKING 901


HYDRAULIC TOE JACKS 905


MANUAL LIFTING 906

HOISTS 906
ACCESSORIES 909
WORKSHOP CRANE 911



LIFTING 912

CHAIN SLINGS 912
CABLES SLINGS 918
CABLE 922
ROPES 927
ACCESSORIES 929


WEBBING SLINGS 932


CORNERS 936

SLEEVES 937


LASHING SYSTEMS 938

GISS



+ 2500 kg of load

PALLET TRUCK 2500 KG - TX2500 S3

Standard: EN 1757-2

Welded steel forks.
Steering wheels and load rollers made in polyurethane (silent).
Hard chrome hydraulic piston and safety valve.
Adjustable lowering speed for a controlled descent of the load.
Forks length: 1150 and 800 mm
Forks length: 525 mm
Floor height min/max: 85 mm/200 mm
Wheel dimensions: 200 mm x 45 mm
Weight: 67 kg

3 YEARS WARRANTY

Capacity (ton)	Forks length (mm)	Weight (kg)	Ref.
2,5	1150	67	854230
2,5	800	57	863611

› SEE PAGE 1059



G-PU GREY handling gloves Ref. from 839989

› SEE PAGE 1119



Footwear SUMACO S1P SRC Ref. from 862051

This is what makes it **different from others**

PALLET TRUCK 2500KG





Boogies
Polyurethane boogies ensure safe and efficient travel of the palett on the truck.



Relief valve
If the maximum load is exceeded the relief valve prevents the fork from being lifted, avoiding potential hazards.



Paint
The solid parts of the body and the fork are coated with epoxy, at 250°C: a very high quality finishing prolongs the life of the palett prolongs.

WEIGH SCALE TRUCK 2500KG

GISS

The pallet truck is equipped with a weighing device offering many options. It is perfectly adapted to carry heavy loads while being accurate and functional for weighing operations.
Lifting height: 115 mm.
Width of the forks: 180mm
Wheels dimensions: FRONT: 200x55mm / AR : 82x60mm.
Screen: Simple, economic and robust weigh scale truck. Equipped with an LCD screen to facilitate reading and its programming is very easy to understand.
Relief valve: If the maximum load is exceeded, the pallet truck is equipped with a relief valve which prevents the fork from being lifted.
The frame structure is a double framework and low fork on which sensors are placed. Four weighing sensors allow for equal distribution of the load and more precise weighing, even in the event of collision an unbalanced load.

2 YEARS WARRANTY

Capacity (tons)	Forks length (mm)	Weight (kg)	Ref.
2,5	1185	113	867835



\+ Large LCD screen for better reading.
Polyurethane wheels.

MANUAL HIGH LIFTING PALLET TRUCK 1000KG

GISS

Manual high lifting pallet truck allows loads of 1000KG to be lifted up to 800mm.
Suitable for repetitive applications such as production supply lines.
Helps to reduce the number of times a operator needs to bend down. Therefore reducing back injury.
Lifting height: 800mm
Width of the forks: 560mm
Wheels dimensions: FRONT: 180x50mm / BACK: 75x50mm
Hydraulic unit: reduces the efforts as well to fit loads lower than 150 kg in rapid lifting applications.
Front/rear stabilizers: to ensure an optimum maintenance even with heavy loads.

2 YEARS WARRANTY

Capacity (tons)	Forks length (mm)	Weight (kg)	Ref.
1	1170	122 kg	867833



\+ Front and rear stabilizers
Polyurethane wheels.

› SEE PAGE 988



G-RACK set of shelves loads heavy Ref. 867868

› SEE PAGE 1159



G-PROFILE pu foam Ref. 868008

CONVENTIONAL SACK TRUCKS

GISS



+ Designed for an optimum center of gravity

TWO WHEELED SACK TRUCK

Ideal for all types of loads: bags, crates, boxes ...
Slightly curved back-plate.
Short nose plate to aid the gripping of the loads.
2 semi-elastic rubber wheels Ø 200 mm
Red epoxy paint finish.

Dimensions (mm)	Load (kg)	Ref.
1100x480	250	610164

GISS



+ Versatile use
With non-slip grips

FOLDING BASE PLATE TWO WHEELED SACK TRUCK

Universal two wheeled sack truck 300 kg
Characteristics:
Straight back-plate and folding tubular nose plate.
Locking the base plate in a vertical position.
Dimensions of the nose plate: 350 x 430 mm
2 semi-elastic rubber wheels Ø 200 mm

Load (kg)	Ref.
300	787353

GISS



STAIRCLIMBER TWO WHEELED SACK TRUCK WITH FIXED NOSE PLATE

Stairclimber truck with fixed nose plate made from looped steel tube Ø 30 mm.
Slightly curved back-plate. Large closed handles.
Two wheeled sack truck with wheels in a star pattern.
2x3 semi-elastic wheels Ø 160 mm
Epoxy finish.
Overall dimensions (HxLxW): 1230x540x740 mm
Nose plate dimensions (LxW): 300x250 mm
Entirely frame welded.

Load (kg)	Ref.
300	829106

ERGONOMIC SACK TRUCKS

ERGO-1 STEEL TWO WHEELED SACK TRUCK (200 KG)

GISS

Professional multi-purpose long-lasting two wheeled sack truck. Design with a foldable base plate.
Steel tubucar frame, hammered epoxy paint. Optimized ergonomics for better grip. Natural rubber handle with a protective hand guard : soft touch, better grip in warm temperatures, non-slip. Wheel fenders and a steel base plate result in the best compromise between durability and flexibility.
Needle bearings: for better load distribution, adapted for long-lasting, comfortable use.
Anti-puncture wheels: polyurethane foam wheels with the best possible thickness to achieve a compromise between load capacity and flexibility.
Load capacity: 200 kg. Delivered pre-assembled.

Design size L x W (mm)	Weight (kg)	Height (mm)	Width (mm)	Depth (mm)	Axle tree Ø (mm)	Ref.
425 x 148	10	1191	425	430	25	865657



+ Anti-puncture wheels
Ergonomic, non-slip handles.

ERGO-2 STEEL TWO WHEEL SACK TRUCK (200 KG)

GISS

Professional multi-purpose long-lasting two wheel sack truck. Fixed, foldable base plate.
Steel tube frame, hammered epoxy paint: optimized ergonomics for better grip. Natural rubber handle with a protective guard: soft touch, better grip in warm temperatures; non-slip. Wheel fenders and a steel base plate result in the best compromise between durability and flexibility. Curved back-plate for transporting barrels/ bottles.
Needle bearings: for better load distribution, adapted to long-lasting, comfortable use.
Anti-puncture wheels: polyurethane foam wheels with the best possible thickness for a compromise between load capacity and flexibility.
Load capacity: 200 kg. Delivered pre-assembled

Weight (kg)	Height (mm)	Width (mm)	Depth (mm)	Axle Ø (mm)	Ref.
11.8	1191	430	425	25	865661





+ Anti-puncture wheels
Ergonomic, non-slip handles.

This is what makes it **different from others**

STEEL SACKBARROW - THE ERGO RANGE

Ergonomic handles
Natural rubber handles with hand guards
Soft touch, better grip, non-slip and safer use.





Puncture-proof wheels
Puncture-proof wheels: polyurethane foam wheels offering the best compromise between load capacity and flexibility.
Ideal for all types of environment.

GISS



ERGO-3 STEEL TWO WHEELED SACK TRUCK (280 KG)

Professional multi-purpose long-lasting two wheeled sack truck.
Steel tubular frame, hammered epoxy paint: optimized ergonomics design for better grip. Natural rubber handles with a protective guard: soft touch, provides a better grip in warm temperatures, non-slip. Wheel fenders and a steel base plate result in the best compromise between durability and flexibility. Curved back-plate for transporting barrels bottles. Needle bearings for better load distribution, suitable for intensive use, very comfortable to use.
Anti-puncture wheels: polyurethane foam wheels with the best possible thickness to achieve a compromise between load capacity and flexibility.
Load capacity: 280 kg. Delivered pre-assembled.

Design size L x W (mm)	Weight (kg)	Height (mm)	Width (mm)	Depth (mm)	Axle tree Ø (mm)	Ref.
280 x 225	10.4	1075	490	485	25	865658

GISS



ERGO-4 STEEL TWO WHEELED SACK TRUCK (350 KG)

Professional multi-purpose long-lasting two wheeled sack truck.
Steel tubular frame, hammered epoxy paint: optimized ergonomics design for better grip. Natural rubber handles with a protective guard: soft touch, provide a better grip in warm temperatures, non-slip. Wheel fenders and a steel base plate result in the best compromise between durability and flexibility. Curved back-plate for transporting barrels bottles. Needle bearings for better load distribution, suitable for intensive use, very comfortable to use.
Anti-puncture wheels: polyurethane foam wheels with the best possible thickness to achieve a compromise between load capacity and flexibility.
Load capacity: 350 kg. Delivered pre-assembled.

Dimensions L x W (mm)	Weight (kg)	Height (mm)	Width (mm)	Depth (mm)	Axle tree Ø (mm)	Ref.
400 x 157	13.4	1100	585	450	25	865659

\+ Anti-puncture wheels
Ergonomic, non-slip handles.

This is what makes it **different from others**

STEEL SACK TRUCK - THE ERGO RANGE

Steel body
The sack truck is manufactured from steel tube and coated with hammered epoxy, for maximum robustness.









Adapted design
Its body is light but robust, which means this sack truck can be handles using minimum effort. Highly ergonomic design. Ideal for intensive use in any area of high activity.

FOLDING ALUMINIUM SACK TRUCKS

FOLDABLE ALUMINIUM TWO WHEELED SACK TRUCK (50 KG)

GISS

Light and completely foldable to achieve maximum space efficiency. Folds completely in 10 seconds.
Extremely flat, light, weight aluminium with a very large base plate for the transportation of large loads. Transforms into a compact truck with just one movement.
TPE wheels fold automatically. The TPE (thermoplastic elastomer) is engineered to satisfy various requirements: can be used in extreme conditions, fireproofing, contact with food and aggrchallenging environments.
Equipped with an elastic strap. Delivered pre-assembled.

Design size L x W x H (mm)	Folded dimensions L x W x H (mm)	Base plate L x W (mm)	Weight (kg)	Ref.
390 x 430 x 1030	390 x 50 x 595	385 x 320	3.2	865663



+ Folds in 10 seconds. Extremely flat. Ultra-light. Automatically folding wheels.

FOLDABLE ALUMINIUM TWO WHEELED SACK TRUCK (80 KG)

GISS

Light and completely foldable to achieve maximum space efficiency. Folds completely in 10 seconds.
Extremely flat, light, weight aluminium truck with a very large base plate for the transportation of larger loads. Transforms into a compact truck with just one movement.
Automatically folding EVA ball bearings.
EVA wheels are used as they provide both flexibility and comfort.
EVA wheels achieve a better grip and therefore significantly improve the use and motion of the truck.

Design size L x W x H (mm)	Folded dimensions L x W x H (mm)	Base plate L x W (mm)	Weight (kg)	Ref.
488 x 500 x 1070	488 x 64 x 765	490 x 320	4.4	865664



+ Folds in 10 seconds. Extremely flat. Ultra-light. Automatically folding wheels.

This is what makes it **different from others**

ALUMINIUM SACK TRUCK LIGHT, ROBUST AND FULLY FOLDABLE



Light and foldable
Very light, this sack truck can be folded flat in 10 seconds, making it easier to store.



Robust and convenient
This aluminium sack truck is very sturdy, it also folds extremely flat, has a large base plate which allows the transportation of bulky loads.

GISS



FOLDABLE ALUMINIUM TWO WHEELED SACK TRUCK (125 KG)

Light and completely foldable to achieve maximum space efficiency. Folds completely in 10 seconds
Extremely flat, light, weight aluminium truck with a very large base plate for the transportation of large loads. Transforms into a compact truck with just one movement. Automatically folding PU wheels ball bearings.
The use of PU is revolutionary as it combines the advantages of flexibility, comfort and abrasive resistance. Wheels give a better grip, wear down at a slower rate and they significantly improve how easy used the hand truck is.
Equipped with an elastic strap. Delivered pre-assembled.

Design size L x W x H (mm)	Folded dimensions L x W x H (mm)	Base plate L x W (mm)	Weight (kg)	Ref.
488 x 500 x 1090	488 x 64 x 765	490 x 320	5.2	865665

\+ Folds in 10 seconds. Extremely flat. Ultra-light. Automatically folding wheels.

GISS





FOLDABLE ALUMINIUM TWO WHEELED SACK TRUCK (150 KG)

Light and completely foldable to achieve maximum space efficiency. Folds completely in 10 seconds
Extremely flat, light, weight aluminium truck with a very large base plate for the transportation of larger loads. Transforms into a compact truck with just one movement. TPE wheels fold automatically. The TPE (thermoplastic elastomer) is engineered to satisfy various requirements: can be used in extreme conditions, fireproofing, contact with food and challenging environments.
Equipped with a quick fastening strap and a load-holding accessory.

Design size L x W x H (mm)	Folded dimensions L x W x H (mm)	Base plate L x W (mm)	Weight (kg)	Ref.
500 x 490 x 1110	500 x 60 x 780	490 x 330	5.4	865666

\+ Folds in 10 seconds. Extremely flat. Ultra-light. Automatically folding wheels.

This is what makes it **different from others**

ALUMINIUM SACK TRUCK



Convenient is easy to store and transport
Once folded, this compact sack truck can easily fit into a car or airplane hold.



Very convenient to use
Its wheels being made of TPE, EVA or PU, the sack truck meets many requirements and can be used in extreme conditions, food produce, in challenging environments and in colds conditions;

STEEL PLATFORM TRUCK WITH FORDABLE BACK FRAME

METAL STAR PLATFORM TRUCK (150 KG)

GISS

Easy to transport and easy to store thanks to a folding back-plate.
Manufactured in off white lacquered steel (2 layers of paint).
Reinforced base-plate covered with a non-slip mat and fitted with a blue rubber outer bumper.
Anti-pinch mechanism at the base of the back-plate to protect fingers and the folding mechanism.
Height-adapted back-plate in European sizes (ensure the users do not have to stoop)
4 very resistant wheel casters with a nylon structure and non-staining rubber casing 30 mm thick. 2 rear swivel casters, 2 front fixed castors.
These wheel castors allow for completely silent movement with low starting resistance.
Delivered pre-assembled.

Panel L x W (mm)	Height back-plate (mm)	Ground clearance (mm)	Wheel Ø (mm)	Weight (kg)	Ref.
740 x 480	910	134	100	12	865671



+ High quality
Silent wheel castors.
Anti-pinch mechanism

METAL STAR PLATFORM TRUCK (300 KG)

GISS

Easy to transport and easy to store thanks to a folding back-plate.
Manufactured in white lacquered steel (2 layers of paint).
Reinforced base-plate covered with a non-slip mat fitted with a blue rubber outer bumper.
Anti-pinch mechanism at the base of the back-plate to protect fingers and the folding mechanism.
Height-adjustable back-plate in European sizes (ensure the users do not have to stoop)
4 very resistant wheel castors with a nylon structure and non-staining rubber casing 40 mm thick. 2 rear swivel castors / 2 from fixed castors.
These wheel castors allow for completely silent movement with low starting resistance.
Delivered pre-assembled.

Panel L x W (mm)	Height back-plate (mm)	Ground clearance (mm)	Wheel Ø (mm)	Weight (kg)	Ref.
920 x 610	990	210	130	12	865672



+ High quality
Silent wheel castors.
Anti-pinch mechanism

METAL STAR PLATFORM TRUCK (500 KG)

GISS

Easy to transport and easy to store thanks to a folding back-plate.
Manufactured in white lacquered steel (2 layers of paint).
Reinforced base-plate covered with a non-slip mat fitted with a blue rubber outer bumper.
Anti-pinch mechanism at the base of the back-plate to protect users fingers and the folding mechanism.
Back-plate height adjusted to European sizes (ensure the users do not have to stoop)
4 very resistant wheel castors with a nylon structure and non-staining rubber casing 40 mm thick and 2 rear swivel wheel castors / 2 fixed castors. The castors allow for completely silent movement with low starting resistance.
Delivered pre-assembled.

Platform L x W (mm)	Back-plate height (mm)	Ground clearance (mm)	Wheel Ø (mm)	Weight (kg)	Ref.
1240 x 790	1040	290	200	42.3	865673



+ High quality
Silent wheel castors.
Anti-pinch mechanism

POLYPRO PLATFORM TRUCK WITH FORDABLE BACK FRAME

GISS



+ Heavy-duty, durable and sanitary.
Silent wheel casters.
Anti-pinch mechanism

PROLYPRO G-STAR CART (150 KG)

Heavy-duty platform cart. Polypropylene platform with 5 interchangeable non-slip bumpers.
Easy to clean with a high pressure washer
Anti-pinch mechanism at the base of the back-plate to protect fingers and the folding mechanism.
Back-plate height adjusted to European sizes (so that users do not have to stoop)
4 very resistant wheel casters with a nylon structure and non-staining rubber casing 30 mm thick and 2 rear swivel wheel casters.
These wheel casters allow for completely silent movement with low starting resistance.
Delivered pre-assembled.

Dimensions L x W (mm)	Back-plate height (mm)	Ground clearance (mm)	Wheel Ø (mm)	Weight (kg)	Ref.
710x450	1050	146	100	9.5	865668

GISS



+ Heavy-duty, durable and sanitary.
Silent wheel casters.
Anti-pinch mechanism

PROLYPRO G-STAR CART (300 KG)

Platform cart. Non-slip striated polypropylene platform
Heavy-duty, durable and sanitary. Easy to clean with a high pressure washer
Anti-pinch mechanism at the base of the back-plate to protect fingers and the folding mechanism.
Height-adjustable back-plate in European sizes (so that users do not have to stoop)
4 very resistant wheel casters with a nylon structure and non-staining rubber casing 40 mm thick. 2 rear swivel casters.
These wheel casters allow for completely silent movement with low starting resistance.
Delivered pre-assembled.

Panel L x W (mm)	Back-plate height (mm)	Ground clearance (mm)	Wheel Ø (mm)	Weight (kg)	Ref.
900x600	1220	170	130	14.5	865669

STEEL WORKSHOP CARTS

GISS



+ Straight back-plate to avoid deforming transported parcels

WORKSHOP CART FOR SHELVING

10 mm thick recessed wooden platform
Mechanically welded, painted Ø 30 mm steel tube.
Rounded corners.
Semi-elastic rubber banding wheel casters: 2 fixed, 2 on pivot

Dimensions (mm)	Load (kg)	Ref.
1060x600	350	787389

GISS



2 SHELF WOODEN WORKSHOP TRUCK

2 shelves: the top shelf can support a load of 300 kg, the lower shelf a load of 200 kg
Thickness of wooden shelf (1 piece): 16 mm
Height of the shelves: 280 and 880 mm
Useful dimensions: 1060x710 mm
4 semi-elastic rubber wheel castors Ø 200 mm: 2 fixed, 2 on pivot.
Very sturdy construction.

Dimensions (mm)	Ref.
1060x710x880	787391

STEP LADDER

GISS

Standard: EN 131 - decree 96 333 - label 65

Means of access to heights for non-permanent and non-repetitive professional work.
Structure is made of reinforced aluminium tubular profile.
Single step depth of 80 mm.
Joints in cast aluminium.
Footrest shelf: 250 x 250 mm
Tool-holder shelf with housing and bucket hook.
150 kg load, tested at 260 kg
Guard height: 638 mm
Safety tip: Any height access equipment must be checked once a year.

Working height (m)	Number of steps	Height of platform (m)	Ref.
2,56	3	0,66	796773
2,79	4	0,89	796774
3,02	5	1,12	796775
3,26	6	1,36	796776
3,49	7	1,59	796777
Spare pad inserts			856052



+ With non-slip pads.
Extra pads included.

This is what makes it different from others



- 638 mm body guard
- Non-slip high safety feet
- Aluminium panel joint



- Tool-holder shelf
- Single deep step 80 mm.
- Suitable for frequent and intensive use



- Complete range



*Working height given as an indication

WORK AT HEIGHT

Evolution of the EN 131 standard

Standard EN131-1

In 2015, a first evolution of the standard was defined to detail the requirements of the dimensional aspect of the scales.

Standard EN131-2

In 2017, a second evolution has been defined concerning the resistance aspects and specifies all the tests that a scale must now tolerate in order to comply.

We go from 15 to 21 tests, to which each scale must be submitted to be qualified.

- creation of 2 classes (professional and domestic)
- resistance tests in position of use at 270 kg (professional range) and 225 kg (domestic range)
- endurance tests of 50,000 cycles (professional range) and 10,000 cycles (domestic) for self-stable products
- torsion tests on complete scales

Standard EN131-3

The last evolution concerns the documentary aspect ie the obligatory notices and the indefinite instructions on each scale.



All these norms are made MANDATORY by decree 96 333, issued by the repression of the frauds, with an implementation on January 1st 2018 for all the manufacturers.

What you need to know

1. Evolution of products over 3 meters for more safety and better use

- Widening of flared bases for transformable ladders
- Addition of bases or stabilizers for single and sliding ladders of more than 3 m
- 3rd plan (+ 3 m) transformable scales made indissociable
- Profiles sections have been adapted to meet new tests

2. More demanding tests and a new classification of products: professional or domestic

- Resistance of ladders in position of use
- Twisting on the total length of the ladders
- Buckling of the lower extremities
- Endurance of self-stable scales
- Sliding of support ladders
- Twisting support ladders
- Resistance of stabilizers
- Resistance of the joints

3. More complete and clearer new instructions

- Added instructions in the form of pictograms
- Instruction of use attached to one of the amounts



3 AND 2 SECTION COMBINATION LADDER

GISS

EN 131 standard, Decree 96 333

Aluminium ladders 2 sections 8 rungs, 2 sections 10 rungs and 3 sections 9 rungs:
Versatility
- 4 or 5 possible uses, including an auto stability function
- Integrated level offset

SAFETY:
- Incoming non-slipping feet
- High strength steel hinge
- Cast aluminium locking system
- Steel hanging tabs
- Flared base for maximum stability
- Anti-spacing straps
- Supplied with instructions

RESISTOR
- Yellow epoxy steel joints, high corrosion resistance.
- Extruded aluminium slide
- Levels of 30x30mm

2 YEARS WARRANTY

Max. deployed access height (m)	Extended length (m)	Retracted length (m)	Weight (kg)	Sections	Rungs	Ref.
4,58	3,68	2,28	9,2	2	8	868085
5,82	5,92	2,56	16,7	3	9	868087
6,82	4,8	2,84	11,8	2	10	868086



Model 2 plans - 4 uses



Epoxy steel joint



Non-slip feet







Cast aluminium locking system



Model 3 plans - 5 uses

GISS







+ High comfort platform and minimum footprint

FOLDABLE TELESCOPIC PLATFORM

Standard PIRL NFP 933353

Ideal for carcass construction work, light building work, upkeep and maintenance.
Aluminum structure. Designed for intensive use on flat ground and stairs.
Easy transport and storage with its folding guardrail.
Great stability, with 2 stabilisers guaranteeing anti-tilting,
100% safe platform for the user with its tool-holder guardrail at the front, 2 access ramps on the sides and a tubular gate at the back, includes real seatbelt
Great working space: 600 x 420 mm platform, with baseboards
3 sides of 100 mm and non-slip 80 mm steps.
Very mobile platform via 2 150 mm directional wheels at the back.

SAFETY
Rigid 360° safety belt
Semi-automatic rigid gate
Integrated stabilizers
Integrated baseboards
Ultra-resistant U-shaped studs
Automatic locking rail

COMFORT
Foldable guardrail for optimized transport
Adjustment thread of 25 cm
150 mm directional wheels
600 x 420 mm platform
Tool-holder shelf
Integrated level offset

Working height (m)	Height of platform (m)	Rungs	Ref.
3.06 to 3.53	1.07 to 1.53	4 to 6	863309

This is what makes it **different from others**

SMALL FOOTPRINT PLATFORM THAT IS VERY COMFORTABLE TO USE


Semi-automatic gate


Tool shelf


Wheels for moving


Intuitive adjustment of stabilisers


Lockable fly



GISS

HYDRAULIC TOE JACK

Solid construction with epoxy finish.
Discharge screw for a smooth and safe lowering of loads.
Lever can be rotated 180°.
Lifts heavy loads. Takes the load flush from the ground or possibly on the jack head.
Can be used in all positions.

Capacity (ton)	Elevation height paw (mm)	Head elevation height (mm)	Force required (kg)	Ref.
5	25 - 230	368 - 573	3.8	880589
10	30 - 260	420 - 650	4	880590

ALSO FIND IN THIS CATALOG
A COMPLETE SELECTION OF MAID FROM PAGE 547 TO 563

› SEE PAGE 563



EXTRA roller cabinet Ref. 867984

› SEE PAGE 556



BI-COLOUR roller cabinet Ref. 845709

› SEE PAGE 555



4T+S roller cabinet Ref. 865373

› SEE PAGE 552



METALLICA 4T mobile tool chest Ref. 828243

GISS



COMPACT MANUAL CHAIN HOIST

EN 13157

500 and 1000 kg capacity.
Made entirely of steel.
The brake system is fully integrated into the housing.
Large surface friction discs for a better heat evacuation and therefore a long lifespan.
Forged steel hooks: In case of overload, they open but do not break. 360° rotating hooks.
Very sturdy, forged steel safety latches mounted on a perfectly recessed spring to avoid any risk of tearing.
Double safety ratchet with return spring protected against the risk of snagging.
Anti-corrosion treated load chain.

APPLICATIONS:
Industrial Maintenance, Public Works, Construction, Aeronautics, Quarries, Automotive Industries...

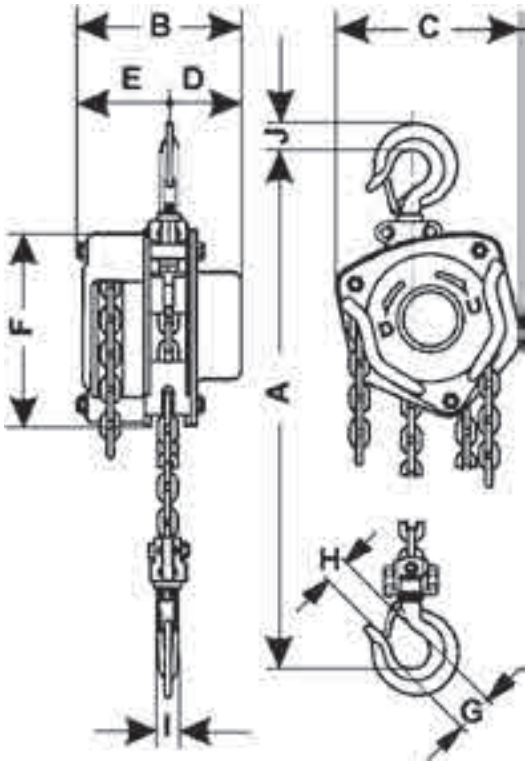

Capacity (kg)	Chain length (m)	Strain on chain (kg)	Number of branches	Weight (kg)	A (mm)	B (mm)	C (mm)	D (mm)	E (mm)	F (mm)	G (mm)	H (mm)	I (mm)	J (mm)	Ref.
500	3	23	1	10	270	131	127	57	74	140	36	30	12,5	18	853820
500	5	23	1	10	270	131	127	57	74	140	36	30	12,5	18	853821
1000	3	31	1	12	317	140	158	63	77	169,5	40	34	16	23	853822
1000	5	31	1	12	317	140	158	63	77	169,5	40	34	16	23	853823

GISS

SPARE PARTS

Compact hoists safety latch
Complete set with axle and spring

Capacity (kg)	Ref.
500	863613
1000	863615

G-HAND LEVER HOIST

EN 13157

250 and 500 kg capacity.
Small and extremely light.
Designed to lift and pull loads, it has a very small footprint.
The design of its mechanism protects it from any intrusions that can impair its proper operation and the zinc plating of its parts protects it from corrosion.
Excellent weight/capacity ratio.
Free wheel system allows a quick way to hook a load.
Lever with ergonomic rubber handle.
High strength steel chain.
Stroke of 1,5 M.

APPLICATIONS:
Ideal for straightening, metalworking, handicrafts, servicing and for important efforts in cramped places.



250 kg

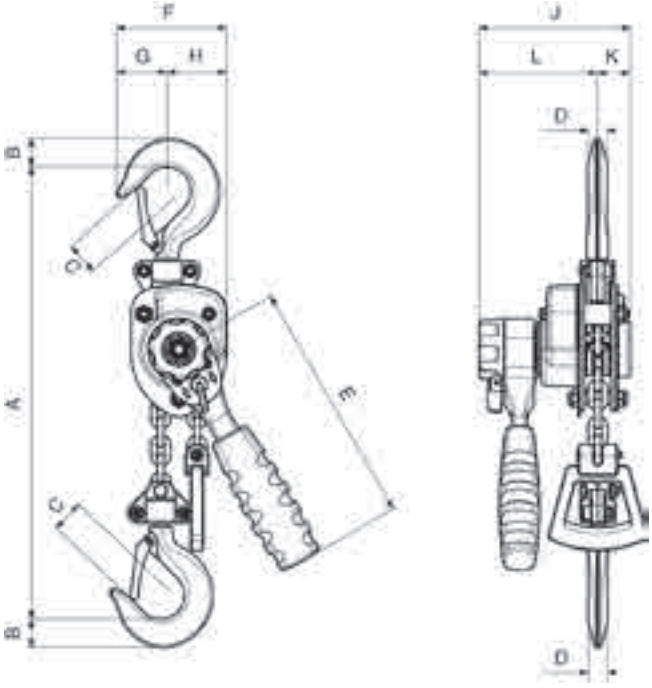



500 kg

Capacity (kg)	Strain on chain (kg)	Number of branches	Weight for standard stroke (kg)	A (mm)	B (mm)	C (mm)	D (mm)	E (mm)	F (mm)	G (mm)	H (mm)	J (mm)	K (mm)	L (mm)	Ref.
250	25	1	2,2	240	20	21	14	160	72	33	39	98	21	77	853825
500	25	1	2,8	282	17	24	12	160	105	38	66	116	36	80	853826

SPARE PARTS

G-HAND hoists safety latch

Capacity (kg)	Ref.
250	863617
500	863619

GISS

G-HAND PLUS LEVER HOIST

EN 13157

750 and 1500 kg capacity.
Designed to lift and pull loads, its low weight and its freewheel system make it very easy to handle.
Fast way to hook a load.
Body and lever in steel sheet. Epoxy paint finish.
Standard stroke: 1.5 m
Fully molded safety latch hooks.
Cargo hooks and shackles are made of cast steel; they open when over-loaded rather than break.
Galvanised link chain is compliant with national and international standards in place.
Roller chain guide integrated into the body to avoid blocking the load chain on the sprocket.
Sturdy chain stop. Very short approach lever with ergonomic handle in compliance with EN 13157 standard.

APPLICATIONS:
Ideal for pulling, lifting, positioning and adjusting. It is perfectly suited to industrial and construction applications.



750 kg



1500 kg

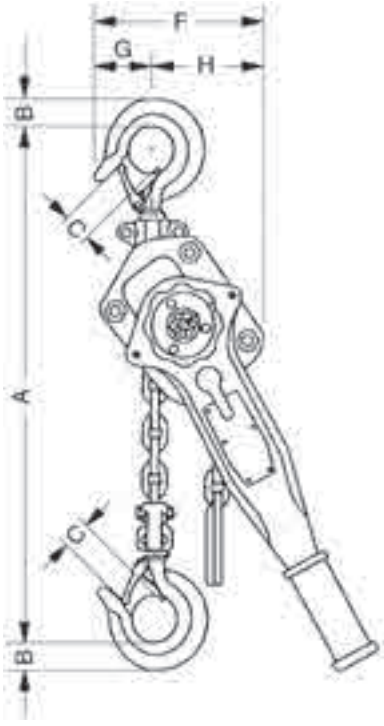

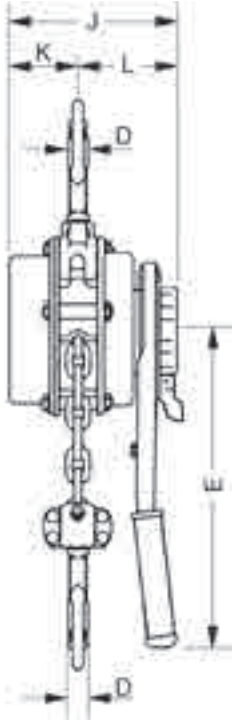

Capacity (kg)	Strain on chain (kg)	Number of branches	Weight for standard stroke (kg)	A (mm)	B (mm)	C (mm)	D (mm)	E (mm)	F (mm)	G (mm)	H (mm)	J (mm)	K (mm)	L (mm)	Ref.
750	14	1	7	350	24	25	17	250	110	70	80	150	60	90	853828
1500	22	1	11	420	28	30	21	330	120	80	90	175	75	100	853829

GISS

SPARE PARTS

G-HAND PLUS hoists safety latch

Capacity (kg)	Ref.
750	863621
1500	863623

PUSH AND GEARED TRAVEL TROLLEYS TYPE MODEL GH500 & GH1000

GISS

The trolley allows exact positioning and the easy of moving heavy loads with a hoist.
It can be mounted on a wide range of beams and profiles
(IPN, IPE, HEA ...).
The inverted fine thread allows the side plates to be adjusted precisely to the width of the beam.
This original concept ensures the perfect positioning of the hoist in the axis of the beam.
The trolley rollers are designed to accept a profile inclination at a maximum of 14°.
Each trolley is tested with an overload and delivered with a test certificate as well as an instruction manual containing a CE declaration of conformity.
Thanks to the threaded center eyelet shaft, the manual trolleys allow a simple, fast and safe assembly that does not require the use of tools.

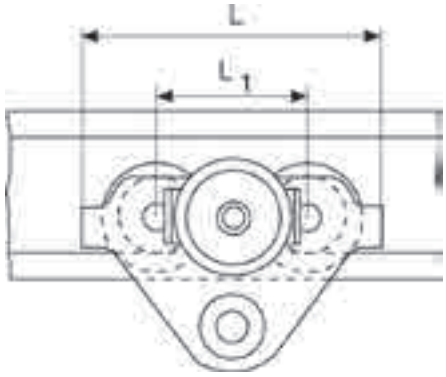

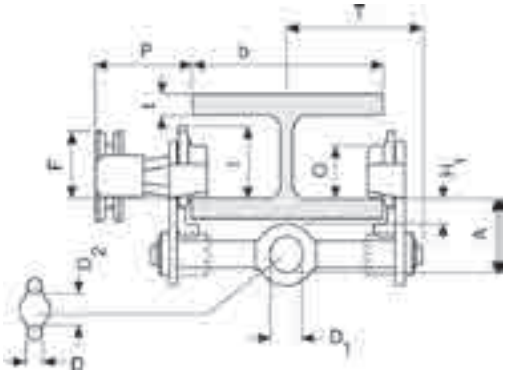

A (mm)	D (mm)	D1 (mm)	D2 (mm)	F (mm)	H1 (mm)	I (mm)	L (mm)	L1 (mm)	O (mm)	Ref.
77	16	25	30	46	30,5	71,5	260	130	60	853831
82,5	17	30	35	46	30,5	71,5	260	130	60	853832



Capacity (kg)	Width of beam track (mm) (b)	Curve radius (m)	Manual effort for nominal load daN	Weight (kg)	Height (mm)	Ref.
500	50-220	0,9	3	8	77	853831
1000	58-220	0,9	6	9	82,5	853832

GISS

TROLLEY CLAMP GS1000

The profile claw is designed to quickly create an anchor point for lifting equipment, pulleys and loads.
The adjustment is made automatically as soon as the main screw is tightened to the beam or profile.
In addition to the main adjustment screw, safety is ensured by an additional locking screw.

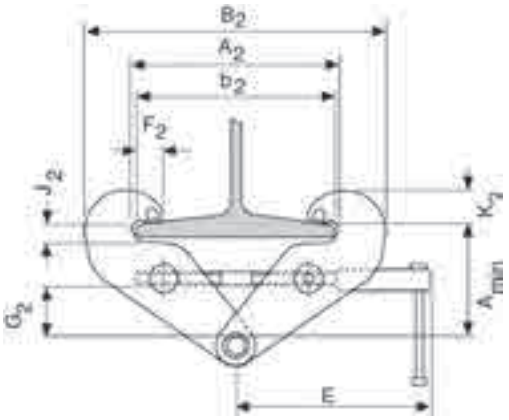

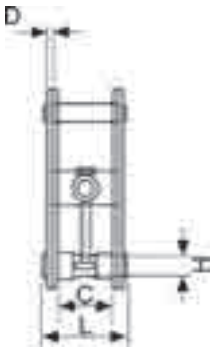

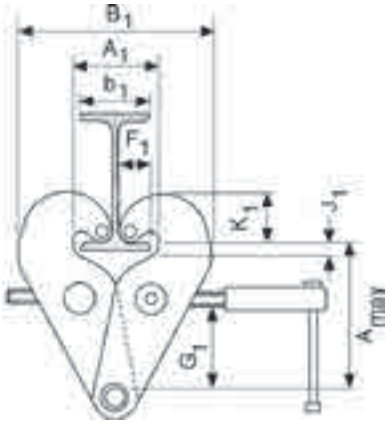

A mini (mm)	A maxi (mm)	A1 (mm)	A2 (mm)	B1 (mm)	B2 (mm)	b1 (mm)	C (mm)	D (mm)	E (mm)	F1 (mm)	F2 (mm)	G1 (mm)	G2 (mm)	H (mm)	J1 (mm)	J2 (mm)	K1 (mm)	K2 (mm)	L (mm)	Ref.
115	150	78	246	75	230	75	50	4	215	34	17	82	44	20	14	21	48	31	84	853834



Capacity (kg)	Width. iron (mm)	Weight (kg)	Ref.
1000	75-230	3,8	853834

FOLDABLE WORKSHOP CRANE 500 TO 1000 KG

GISS

Specially designed for workshop jobs, for the transport and moving of machines, loading and unloading, installation or removal of motor vehicles in a simple and secure process.
Quick and simple installation, ensures one person whitout any additional tools can move it into position thanks to the positioning pedal. Very handy and lightweight.
Foldable and compact, makes storage easier thanks to its stabilizing wheels.
Lifting arm can be adjusted 3 times for a wider range of use.
Load hook rotating at 360°.
Double-acting manual pump for quick and easy lifting.
Hydraulic system with pressure-limiting valve, offering increased safety.
Finely and precisely adjustable descent control for accurate positioning.

Dimensions:
Total length arm in position 1: 1120 mm
Total length arm in position 2: 1220 mm
Total length arm in position 3: 1320 mm
Total length arm in position 4: 1420 mm
Crane height: 1650 mm
Forks height: 145 mm
Max. length: 1825 mm
Base width: 464 mm
Outside width of forks: 1125 mm
Wheels diameter: 126 mm
Weight: 125 kg.

Load capacity (kg)	Capacity (kg)	Maximum height at the point of attachment (mm)	Ref.
Position 1	1000	2330	853945
Position 2	800	2330	
Position 3	700	2330	
Position 4	500	2330	





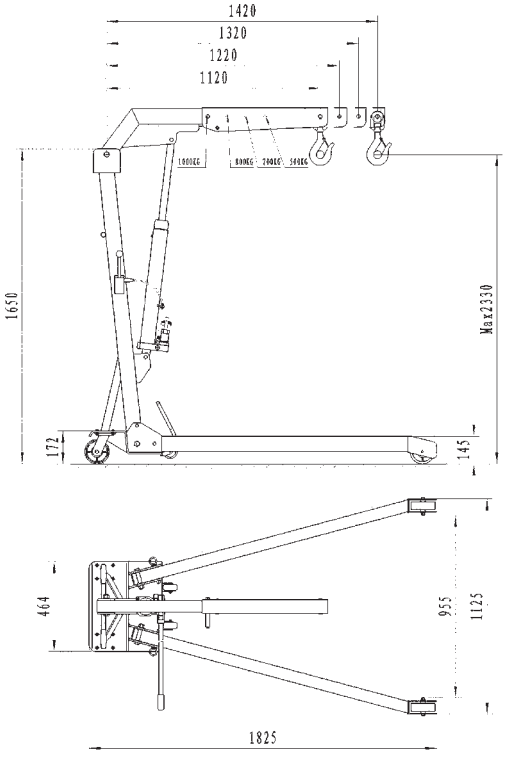

INSTRUCTIONS FOR USE OF CHAIN SLINGS CLASS 80 RATIO 4
(MACHINE DIRECTIVE 2006/42/CE - EN 818-4)

Vertical angle			0° < β ≤ 45°	46° < β ≤ 60°		0° < β ≤ 45°	46° < β ≤ 60°
			0° < α ≤ 90°	91° < α ≤ 120°		0° < α ≤ 90°	91° < α ≤ 120°
Factor			1,4	1		2,1	1,5
Chain Ø (mm))	WLL on 1 strand in tonnes		WLL on 2 strands in tonnes			WLL on 3 and 4 strands in tonnes	
6	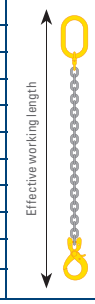	1,12	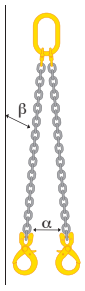	1,6	1,12	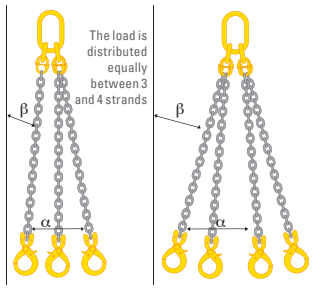	2,36	1,7
7		1,5		2,12	1,5		3,15	2,24
8		2		2,8	2		4,25	3
10		3,15		4,25	3,15		6,7	4,75
13		5,3		7,5	5,3		11,2	8
16		8		11,2	8		17	11,8
19		11,2		16	11,2		23,6	17
20		12,5		17	12,5		26,5	19
22		15		21,2	15		31,5	22,4
26		21,2		30	21,2		45	31,5
32		31,5		45	31,5		67	47,5

VERY IMPORTANT: The indicated WLL (Working Load Limit) are in strict compliance with the conditions of use stipulated in the norm EN 818-4.

MAINTENANCE

❶ STORAGE: The slings and all their components must be stored on a rack, immediately after use or inspection. They must never be left lying on the ground or on a pile. They must never be dragged on the floor, exposed to impact, be driven over or exposed to any other kind of stress. They must be cleaned whenever possible and oiled whenever necessary. Always check for identification markings.

❷ THOROUGH CHECKING: All sling components must be thoroughly checked at least once per year, or more frequently, depending on individual regulations or operating conditions. The outcome of the checks must be recorded in the sling register.

❸ REGULAR INSPECTION: In general terms, the slings must be examined before they are used.
A) Always check that all links are properly locked.
B) Any links found to be deformed, bent , twisted, stretched open or having deformed or damaged connections, must be disposed off. Look out for cuts, striations, grooves, cracks, traces of corrosion, fading and any other anomalies, indicating that the sling should not be used.

❹ WEAR: The wear on the sling, the chain or any of their components should never exceed 10% of their total original dimensions. The wear on the links is checked by measuring their length, based on two perpendicular diameters. You should look out for signs of stretching in the area of contact between two links. To do this, loosen the chain and turn the links round. The wear of the links is acceptable as long as the arithmetic average of two perpendicular diameters is lower than 10 % of the nominal diameter. The sling should be disposed if any wear or deformation is noted either on the sling or any sling element. Chain slings should be checked on a yearly basis, by a designated manager. Every third check-up must include inspection for the presence of any cracks as well as a load test or any other non-destructive test.

❺ STRETCHING : Can be noticed when checking the length of the strands. Probable if the links no longer move freely inside one another. If the length of a link is 5% greater that its initial length, the chain must be immediately discarded; the same principle is applied if a leg is found to be more than 5% longer than it was initially, or if a hook is found to have an opening which is more than 5% wider than it should normally be; this principle also applies to all linking elements as well as to the head link.

Always remember that the strength of a sling is limited tot he strength of its weakest link.

A written report of this thorough examination must be indicated in the register.



OPERATIONAL CONDITIONS

- The chains and accessories of grade 8 must not be used in contact with with bases or acids.
- The temperature during the use of grade 8 slings affects the safe working load according to the table below:

Temperature	Reduction in WLL
- 40°C to 200°C	0 %
- 200°C to 300°C	10 %
+ 300°C to 400°C	25 %

These grade 8 chain slings must not be used in either higher or lower temperatures.

OPERATING AND VERIFICATION GUIDELINES EN 818-4 : 1996 CLASS 80 : SAFETY RATIO 4

GENERAL

- All slings must be listed in a register, indicating their date of commencement of service, their type, dimensions (diameter and length of the strand) and their maximum working load (WLL).
- All slings must be kept on a rack.



All slings must display an identification mark indicating their maximum working load (WLL) allowed when operating at an angle from 0° to 45° from the vertical axis, the manufacturer's insignia as well as their CE certificate. Any sling not displaying its identification marking is considered unusable.



Before lifting a load, the mass to be lifted must be determined, and adequate slings chosen, based on the slinging angle. Always make sure that the load is neither fixed or anchored.



Centre the lifting hook. The sling must not be twisted or knotted. Never attempt to lift with a twisted chain.



Where necessary, it might be possible to adjust the strands using shortening hooks. Never attempt to shorten a link using a knot or a bolt. Never attempt to rectify the position of any strands by shaking it.



Protect the structure from sharp edges, stops the pressure from any items, the diameter of which is smaller than that of the chain link. Use protective equipment Never use chains which have already been used with sharp edges.



Avoid impact and erratic handling when lifting. The slings should be tensioned progressively and lifted slowly and without sudden movements



Operators must keep at sufficient distance from the slings when strands are being tensioned. When lifting, no one should remain in the hazardous area, never trying to climb onto the lifted cargo or pass underneath it.



Suspended loads must never be left unattended. Slings should never be used in acid environment (bath or vapour).



The operating temperature for slings is -40°C to +100 °C.



Slings must never be pressed by the load or released from it by pulling hard.



Hooks
Never lift a sling by lifting its hook. Avoid pressing the links against sharp edges or exposing them to bending loads. Watch your hands when positioning the sling hook and tensioning the sling.



Head links
The head link of a sling must always be easy to place on the hook of the lifting equipment, where it should move with ease. It must never be stuck on the hook. Avoid pressing the links against sharp edges or exposing them to bending loads.



Connection links and other linking systems
Check that all structural components are positioned correctly (semi-links, axis, locking systems, rings and pins). Check that all those components are properly locked

GISS



CHAIN SLING 1 LEG.
Clevis hook with safety latch

Standard: EN818-4

Grade 80 A8 chain
Welded hardened steel chain.
Operating temperature: -40 °C / +200 °C
Plastic bucket packaging

SWL (Tonnes)	Ø of chain (mm)	Length useful (m)	Accessories provided	Weight (kg)	Ref.
2	8	2		3	854629
5,3	13	2		9,7	854637
2	8	2	Chain shortening claw	3,3	854633
5,3	13	2	Chain shortening claw	11,2	854641

GISS



CHAIN SLING 1 Leg.
Clevis hook with automatic locking

Standard: EN818-4

Grade 80 A8 chain
Welded hardened steel chain.
Operating temperature: -40 °C / +200 °C
Plastic bucket packaging

SWL (Tonnes)	Ø of chain (mm)	Length useful (m)	Accessories provided	Weight (kg)	Ref.
2	8	2		3	854631
5,3	13	2		11,3	854639
2	8	2	Chain shortening claw	3,6	854635
5,3	13	2	Chain shortening claw	12,8	854643

This is what makes it **different from others**

Packed in a plastic bucket to facilitate transportation and storage.
Transparent lid allows you to visualise the chain sling
The lid is sealed with a guarantee strip







CHAIN SLING 2 LEGS.
Clevis hook with safety latch

GISS

Standard: EN818-4

Grade 80 A8 chain
Welded hardened steel chain.
Operating temperature: -40 °C / +200 °C
Plastic bucket packaging



SWL (Tonnes)	Ø of chain (mm)	Length useful (m)	Accessories provided	Weight (kg)	Ref.
2,8	8	2		7,8	854645
7,5	13	2		22,6	854653
2,8	8	2	Chain shortening claw	8,4	854649
7,5	13	2	Chain shortening claw	25,6	854657

CHAIN SLING 2 LEGS.
Clevis hook with automatic locking

GISS

Standard: EN818-4

Grade 80 A8 chain
Welded hardened steel chain.
Operating temperature: -40 °C / +200 °C
Plastic bucket packaging



SWL (Tonnes)	Ø of chain (mm)	Length Capacity (m)	Accessories provided	Weight (kg)	Ref.
2,8	8	2		8,4	854647
7,5	13	2		25,6	854655
2,8	8	2	Chain shortening claw	9	854651
7,5	13	2	Chain shortening claw	31	854659

› SEE PAGE 1063



G-NIT MAX PLUS handling gloves Ref. 855054

› SEE PAGE 1154



Signaling beacon 75 cm Ref. 868018

GISS



CHAIN SLING 3 LEGS.
Clevis hook with safety latch

Standard: EN818-4

Grade 80 A8 chain
Welded hardened steel chain.
Operating temperature: -40 °C / +200 °C
Plastic bucket and cardboard packaging for ref. 854669 & 854673

SWL (Tonnes)	Ø of chain (mm)	Capacity length (m)	Accessories provided	Weight (kg)	Ref.
4.25	8	2		13.4	854661
11.2	13	2		36	854669
4.25	8	2	Chain shortening claw	14.3	854665
11.2	13	2	Chain shortening claw	41.4	854673

GISS



CHAIN SLING 3 LEGS.
Clevis hook with automatic locking

Standard: EN818-4

Grade 80 A8 chain
Welded hardened steel chain.
Operating temperature: -40 °C / +200 °C
Plastic bucket and cardboard packaging for ref. 854671 & 854675

SWL (Tonnes)	Ø of chain (mm)	Capacity length (m)	Accessories provided	Weight (kg)	Ref.
4.25	8	2		14.3	854663
11.2	13	2		40.5	854671
4.25	8	2	Chain shortening claw	15.2	854667
11.2	13	2	Chain shortening claw	45.9	854675

This is what makes it **different from others**

Packed in a plastic bucket to facilitate transportation and storage.
Transparent lid allows you to visualise the chain sling
The lid is sealed with a guarantee strip







CHAIN SLING 4 LEGS.
Clevis hook with safety latch

GISS

Standard: EN818-4

Grade 80 A8 chain
Welded hardened steel chain.
Operating temperature: -40 °C / +200 °C
Plastic bucket and cardboard packaging for ref. 854685 & 854689





SWL (Tonnes)	Ø of chain (mm)	Capacity length (m)	Accessories provided	Weight (kg)	Ref.
4,25	8	2		14,4	854677
11,2	13	2		37,6	854685
4,25	8	2	Chain shortening claw	17,3	854681
11,2	13	2	Chain shortening claw	51.6	854689

CHAIN SLING 4 LEGS.
Clevis hook with automatic locking

GISS

Standard: EN818-4

Grade 80 A8 chain
Welded hardened steel chain.
Operating temperature: -40 °C / +200 °C
Plastic bucket and cardboard packaging for ref. 854687 & 854691





SWL (Tonnes)	Ø of chain (mm)	Length Capacity (m)	Accessories provided	Weight (kg)	Ref.
4,25	8	2		15,6	854679
11,2	13	2		43,6	854687
4,25	8	2	Chain shortening claw	18,5	854683
11,2	13	2	Chain shortening claw	58	854691

› SEE PAGE 1036



G-TOP work-site safety helmet Ref. 844877

› SEE PAGE 1061



G-NBR MAX handling gloves Ref. 863283

TABLE OF LOADS BASED ON SUSPENSION ANGLE AND THE NUMBER OF STRANDS

(COMPLIANT WITH THE EUROPEAN DIRECTIVE 2006/42/CE
THE LOAD IS SPREAD EQUALLY - THE WLL IS BASED ON FIBRE CORE ROPE)

VERY IMPORTANT: The indicated WLL (Working Load Limit) are in strict compliance with the conditions of use stipulated in the European Directive 2006/42/CE

Vertical angle			0° < β ≤ 45°	46° < β ≤ 60°			0° < β ≤ 45°	46° < β ≤ 60°
			0° < α ≤ 90°	91° < α ≤ 120°			0° < α ≤ 90°	91° < α ≤ 120°
Factor			1,4	1			2,1	1,5
nominal Ø of the cable in mm	WLL on 1 strand in tonnes		WLL on 2 strands in tonnes			WLL on 3 and 4 strands in tonnes (the load is distributed equally between 3 and 4 strands)		
8		0,70		0,950	0,70		1,500	1,050
9		0,85		1,200	0,85		1,800	1,300
10		1,05		1,500	1,05		2,250	1,600
11		1,30		1,800	1,30		2,700	1,950
12		1,55		2,120	1,55		3,300	2,300
13		1,80		2,500	1,80		3,850	2,700
14		2,12		3,000	2,12		4,350	3,150
15		2,470		3,850	2,470		5,650	4,200
18		3,40		4,800	3,40		7,200	5,200
20		4,35		6,000	4,35		9,000	6,500
22		5,20		7,200	5,20		11,000	7,800
24		6,30		8,800	6,30		13,500	9,400
26		7,20		10,000	7,20		15,000	11,000
28		8,40		11,800	8,40		18,000	12,500
32		11,00		15,000	11,00		23,500	16,500
36		14,00		19,000	14,00		29,000	21,000

OPERATING AND VERIFICATION GUIDELINES - MACHINES DIRECTIVE 2006/42/CE

GENERAL

- All slings must be listed in a register, indicating their date of commencement of service, their type, dimensions (diameter and length of the strand) and their maximum working load (WLL).
- All slings must be kept on a rack.
- Always check that identification markings are present.



The marking The marking on the accessories includes manufacturer's insignia, maximum working load (WLL), CE certification and the year of production. Commissioning: Before using the equipment, the user must ensure the following:
- that required information is present on the plaque and that its content corresponds to intended use,
- that a conformity certificate is present and that its contents corresponds to the order



Inspection and maintenance : Verifications must be conducted by a certified person (competent and experienced).
- Check that ropes are neither worn or damaged
- A sling should be disposed of if any signs of breaking (splits or similar), excessive corrosion, damage on any of its components are noted during commissioning.
- All works and results obtained during their execution should be recorded in a sling service log book (the current legislation).



Always check the weight of the load. Do not overload the slings.

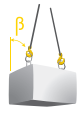

Always make sure that slings are attached in the correct manner and at the correct angle



Avoid corrosive environments.

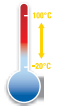

Never use rope slings in temperatures higher than 100 °C or lower than -20 °C.



Avoid stressing the sling once it has been tensioned. Tension the sling gradually, checking the load's equilibrium. Where necessary, loosen the slings and reposition the hooks. Hooks should only be attached to head links where strands are not being used.



Slings must not be subject to any technical intervention. All technical work involving the slings, consisting of thermal or surface treatment, grinding or welding is prohibited.



Load should never be put on a knotted sling.



Never suspend load on the tip of a hook. The load should always be suspended on the linking element so that it is can « self-center «.



Never twist a sling.



Never expose slings to stress or impact.



Slings must be cleaned whenever required and slightly oiled whenever necessary.



Newer allow vehicles to be driven over slings.



Never drag slings over floors.



They must never be left lying on the ground or on a pile.

INSTRUCTIONS FOR USE AND MAINTENANCE ROPE SLINGS

❶ GENERAL: These instructions for use apply only to slings designed by the manufacturer, who should always provide a copy thereof to the user, along with a certificate of conformity, in accordance with the Directive 98/37/CE.

❷ MARKING: The marking on the accessories includes manufacturer's insignia, maximum working load (WLL), CE certification and the year of production.

❸ COMMISSIONING: Before using the equipment, the user must ensure the following:
- that required information is present on the plaque and that its content corresponds to intended use,
- presence of a conformity certificate and verification that its contents correspond to the given order,
- overall inspection of the sling (damage form transportation).

❹ USE:
- Competent personnel (trained and experienced) is the only one trusted to handle the slings. Before each use, conduct visual verification of the sling's condition, presence of security tabs on hooks and absence of any deformities on components (stress or stretching).
- Each sling should carry an identification label. Absence of such label renders the sling non conform, until a new label is attached
- Never twist a sling or use it if has knots.
- Never suspend load on the tip of a hook. The load should always be suspended on the linking element so that it is can « self-center ».

PLEASE NOTE
- Avoid stressing the sling or using it in a corrosive environment. All technical work involving the slings, consisting of thermal or surface treatment, grinding or welding is prohibited.
- Our multi-strand slings are designed for 45° in A from the vertical axis (refer to sling's identification plaque). If a sling needs to be suspended at a wider angle, please reduce its WLL based on the instructions provided in the table. Never exceed the sling's WLL, even if it's suspension angle is reduced.
- Avoid stressing the sling once it has been tensioned.
- Tension the sling gradually, checking the load's equilibrium. Where necessary, loosen the slings and reposition the hooks. Hooks should only be attached to head links where strands are not being used.

❺ INSPECTIONINSPECTIONS AND MAINTENANCE: Inspections must be conducted by a certified person (competent and experienced).
- Check that ropes are neither worn or damaged
- A sling should be disposed of, if there are any signs of breaking (splits or similar), excessive corrosion, damage on any of its components are noted during commissioning.
- All works and results obtained during their execution should be recorded in a sling service log book (the current legislation).

❻ OPERATING TEMPERATURE: Never use rope slings in temperatures higher than 100 °C or lower than -20 °C.

WARNING DANGER: If the distance between strands is increased, the dynamic effect on the pin will be greater, even if the load remains the same.



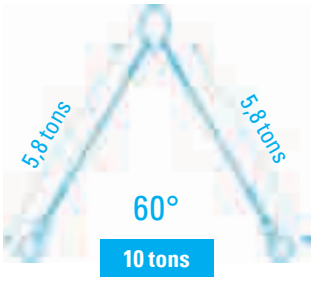

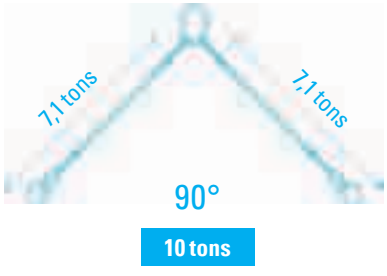



YOUR SAFETY

DEPENDS ON THE CORRECT USE OF THIS EQUIPMENT. DO NOT HESITATE TO CONSULT US.

GISS



CABLE SLING 1 LEG
Coupled aluminum bare loops

Inspired by Standard EN13414-1

Galvanized steel cable - textile core
Operating temperature: -20 °C / +100 °C
Cardboard packaging

SWL (Tonnes)	Cable Ø (mm)	Length Capacity (m)	Weight (kg)	Ref.
1,55	12	2	1,6	854605
2,12	14	2	2,3	854607
2,7	16	3	4	854609

GISS



CABLE SLING 1 LEG
Coupled aluminum thimbled loops

Inspired by Standard EN13414-1

Galvanized steel cable - textile core
Operating temperature: -20 °C / +100 °C
Cardboard packaging

SWL (Tonnes)	Cable Ø (mm)	Length Capacity (m)	Weight (kg)	Ref.
1,55	12	2	1,5	854611
2,12	14	2	2,2	854613
2,7	16	2	3,95	854615

GISS



CABLE SLING 1 LEG
Sliding hook with safety latch

1 bare loop - 1 coupled aluminum thimbled loop
Galvanized steel cable - textile core
Operating temperature: -20 °C / +100 °C
Cardboard packaging

SWL (Tonnes)	Cable Ø (mm)	Length Capacity (m)	Weight (kg)	Ref.
1	16	3	5,5	854617

GISS



SLING SKIDDING CABLE

Standard: NF EN 13414-1

1 spliced loop – 1 choker – 1 drop-forged steel tip
Bright steel cable
Operating temperature: -20 °C / +100 °C
Cardboard packaging

SWL (Tonnes)	Cable Ø (mm)	Capacity length (m)	Weight (kg)	Ref.
14,4	15	4	5,62	854619

CABLE SLING 1 LEG
Coupled aluminum thimbled loops

GISS

Standard: EN13414-1

Head chain link - Automatic locking hook
Galvanized steel cable - textile core
Operating temperature: -20 °C / +100 °C
Cardboard packaging



SWL (Tonnes)	Cable Ø (mm)	Capacity length (m)	Weight (kg)	Ref.
1,55	12	2	3,24	854621



CABLE SLING 2 LEGS
Coupled aluminum thimbled loops

GISS

Standard: EN13414-1

Head chain link - Automatic locking hooks
Galvanized steel cable - textile core
Operating temperature: -20 °C / +100 °C
Cardboard packaging



SWL (Tonnes)	Cable Ø (mm)	Capacity length (m)	Weight (kg)	Ref.
2,12	12	2	5,82	854623



CABLE SLING 3 LEGS
Coupled aluminum thimbled loops

GISS

Standard: EN13414-1

Head chain link - Automatic locking hooks
Galvanized steel cable - textile core
Operating temperature: -20 °C / +100 °C
Cardboard packaging



SWL (Tonnes)	Cable Ø (mm)	Capacity length (m)	Weight (kg)	Ref.
3,3	12	2	9,6	854625



CABLE SLING 4 LEGS
Coupled aluminum thimbled loops

GISS

Standard: EN13414-1

Head chain link - Automatic locking hooks
Galvanized steel cable - textile core
Operating temperature: -20 °C / +100 °C
Cardboard packaging



SWL (Tonnes)	Cable Ø (mm)	Capacity length (m)	Weight (kg)	Ref.
3,3	12	2	11,9	854627



MEASURING THE ROPE DIAMETER

Before starting work, you need to check that the diameter of the rope you are preparing to use, corresponds to the requirements imposed by your set-up.

It is important to remember that the effective diameter of most ropes is greater than their theoretical diameter. Consequently, the effective diameter of a standard rope may be 5% greater than its nominal diameter. The current permitted manufacturing error margin is 4%.

A rope coming from another operation could have been worn and its diameter could be smaller than that of a new rope.

Recording the effective diameter of a new ropes in your journal, will allow you to note any reductions throughout its useful life. When measuring the diameter of a rope, rolled onto a reel, you should not measure the layer lying on the reel. You should first unroll a few meters and then measure a straight piece of rope.

You are advised to measure in 4 places, in different areas, and then calculate the average value.

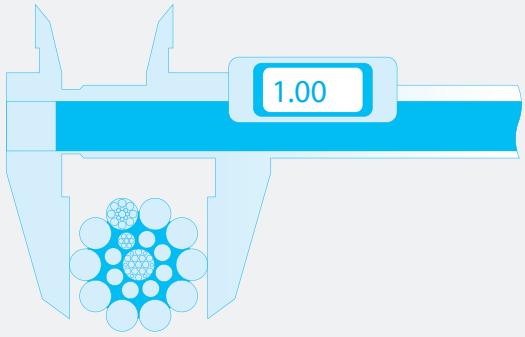

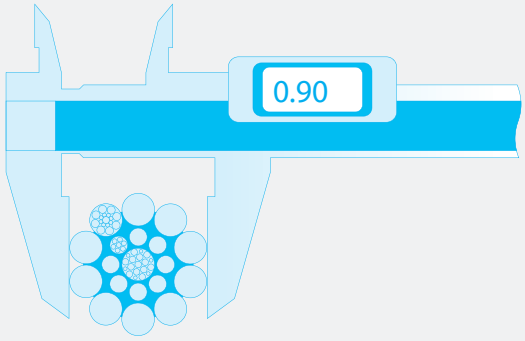

INSPECTION AND MAINTENANCE OF A MECHANICAL STEEL ROPE: MECHANICAL DAMAGE

It is impossible to compile an exhaustive list of types of mechanical damage which can be inflicted on a rope during its life. This is why the following list should only be taken as a guide. None of the damages described in the following text can be repaired

Their extent varies, however, from a simple change in appearance, to total destruction of the rope. If in doubt as to the extent of damage, you should immediately disposed of and replace the rope in question or contact us, for technical support and advice.



A birdcage (6 strand rope) created by stress received during work under load



A steel wire rope which passed outside a pulley



A birdcage (non rotating rope) caused by a worn pulley.



Multiple layers rolled onto the drum: flattening of one layer by another



A birdcage, caused by entrapment of the rope in a pulley



Loose coiling on the drum: rubbing of successive layers against one another.



A stress received whilst working under load, a torque impulse received during installation, an entrapment in a pulley or a case of using a rope which was not suited for the job.



Loose coils on the drum: flattening in overlapping points.

NAMELY

The decision whether or not to remove a cable from service can never be taken on the basis of precisely determined values. Inorder to be able to correctly understand the criteria for removal, indicated in the standards, it is important to know the basics ofthe construction of cables as well as their behaviour during their service life. Different phenomena such as wear and corrosion can lead to the reduction of resistance to rupture. The breaking load of a steel cable in service is called the residual breaking load as distinct from the breaking low (Pw) of a new cable (standard 3231 & EN 2500). This residual breaking load is measured by a traction test and must not be less than 75 % of the breaking load (Pw).
Even before putting into service, a steel cable is likely to be declassifi ed, following for example, inappropriate storage conditions. A cable stored under excessive heat can have undergone damage such as drying out of the core of a textile core cable. Also, storage in a damp environment can lead to the phenomenon of rust on the outer strands. A new cable can also have been deteriorated by incorrect winding on the coil or by incorrect unwinding which could lead to the formation of knots.

❶ INSPECTION

The service life of a cable depends on its construction, the environment and the type of application for which it is intended. Periodic inspection of the cable will allow its behaviour on the machine on which it is mounted, to be evaluated. These inspections must be performed periodically at regular intervals depending upon the type of installation. Observations made during each inspection must be noted on the "identity card" of the cable, whose examination will allow you to know at any time, the behaviour and service life of the cable.
Particular attention must be given, during the inspection, to the parts most exposed to the risk of corrosion, fatigue or wear, always keeping in mind that exterior faults on a cable are always seen following a visual examination. The observation of an exterior fault must lead to a more complete examination of the damaged portion, for example, by opening the cable by applying the appropriate torque.

❷ CRITERIA FOR REMOVAL

A steel cable must be declassifi ed on the basis of at least one of the following criteria:
- Breakage of the strands
- Wear
- Corrosion
- Decrease of the diameter
- External damage and/or deformation
- Breakage of the bundless

The criteria for declassifi cation expressed above must concern the worst part of the cable. circumstances in which the figures for the assessment must be determined.

Cause

Fatigue can be the cause for the breakage of strands. This breakage can occur more rapidly if the cable is subject to wear, corrosion or damage. Repeated overloading or jolting of the load, as well as exposure to high heat are aggravating factors for premature breakage of strands. It is the same if a cable is used on drums or reels having very small diameters. Successive reels installed too close to each other lead to a succession of folds of the cable which can also be the cause of strand breaking.

Observations

Strand breakages are often very diffi cult to detect especially if the cable is performing correctly. It is advisable therefore to clean the cable well and to examine folding at locations likely to be damaged. Breakage of strands on internal bundles or the core of the cable cannot be detected or at least only with diffi culty. To judge the state of a cable, the number of visible broken strands is determining

Number

The breaking load of a steel cable is decreased when there are broken wires. The decrease in the breaking load is not only proportional to the number of broken wires but also depends on the construction of the cable. The number of external wires broken, must be assessed during the inspection of the cable as well as the wear and corrosion over the length of cable at least equal to 30 times its diameter.

❸ WEAR

The overall state of the cable can be assessed from the external appearance and therefore the visible wear. There is however, normal wear due to the contact of the cable with reels or drums for example. The fi gure below shows the wear of a cable with transverse or longitudinal support.



Wear of a cable in the case of transverse support



Wear of a cable in the case of longitudinal support.

GISS

7-WIRE 7-STRAND STEEL CABLE



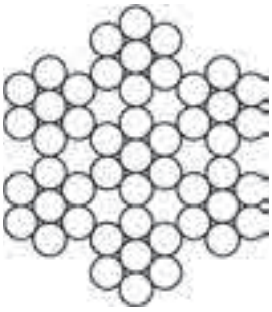



ISO Standard 2408

Preformed regular lay right-hand cable
Ungreased galvanized steel.
Metal core.
Resistance class 1770 N/mm²
Filmed crown packaging



Breakage (kg)	Cable Ø (mm)	Length (m)	Weight (kg)	Ref.
146	1,5	25	0,4	854817
258	2	25	0,4	854819
420	2,5	25	0,9	854821
583	3	25	0,9	854823
1036	4	25	1,55	854825
1619	5	20	1,95	854827

GISS

7-WIRE 7-STRAND STEEL CABLE







ISO Standard 2408

Preformed regular lay right-hand cable
Ungreased galvanized steel.
Metal core.
Resistance class 1770 N/mm²
Filmed crown packaging



Breakage (kg)	Cable Ø (mm)	Length (m)	Weight (kg)	Ref.
1619	5	25	2,4	854829
2332	6	25	3,4	854831

This is what makes it **different from others**

Supplied in a plastic dispenser
Easy to carry
Easy to Use
Convenient and ergonomic





7-WIRE 7-STRAND STAINLESS STEEL CABLE

GISS

Standard: ISO 2408

Preformed regular lay right-hand cable
Ungreased stainless steel.
Metal core.
Resistance class 1570 N/mm²
Dispenser packaging







Breakage (kg)	Cable Ø (mm)	Length (m)	Weight (kg)	Ref.
139	1,5	25	0,3	854833
230	2	25	0,45	854835
390	2,5	25	0,6	854837
500	3	25	1	854839
1000	4	25	1,7	854841
1600	5	20	2,1	854843

7-WIRE 7-STRAND STAINLESS STEEL CABLE

GISS

Standard: AISI 316

Preformed regular lay right-hand cable
Ungreased stainless steel.
Metal core.
Resistance class 1570 N/mm²
Filmed crown packaging







Breakage (kg)	Cable Ø (mm)	Length (m)	Weight (kg)	Ref.
1600	5	25	2,65	854845
2200	6	25	3,65	854847

7-WIRE 7-STRAND CORED STEEL CABLE

GISS

Standard: ISO 2408

Regular lay right-hand cable
Ungreased galvanised steel - Crystal sheath.
Metal core.
Resistance class 1770 N/mm²
Dispenser packaging







Breakage (kg)	Cable Ø (mm)	Length (m)	Weight (kg)	Ref.
239	2 mm bare cable 3 mm with sheath	25	0,55	854849
539	3 mm bare cable 4 mm with sheath	25	1,07	854851
958	4 mm bare cable 5 mm with sheath	20	1,5	854853

GISS

7-WIRE 7-STRAND CORED STEEL CABLE







Standard: ISO 2408

Regular lay right-hand cable
Ungreased galvanised steel - Red sheath.
Metal core.
Resistance class 1770 N/mm²
Dispenser packaging



Breakage (kg)	Ø (mm)	Length (m)	Weight (kg)	Ref.
239	2 mm bare cable 3 mm with sheath	25	0,55	854859
539	3 mm bare cable 4 mm with sheath	25	1,1	854861
958	4 mm bare cable 5 mm with sheath	20	1,65	854863

GISS

19 - WIRE 7-STRAND CORED STEEL CABLE







Standard : ISO 2408

Regular lay right-hand cable
Ungreased stainless steel - Crystal sheath.
Metal core.
Resistance class 1770 N/mm²
Crown packaging



Breakage (kg)	Ø (mm)	Length (m)	Ref.
1880	5 mm bare cable 6,5 mm with sheath	25	854855
2730	6 mm bare cable 7,5 mm with sheath	25	854857

GISS

19-WIRE 7-STRAND CORED STEEL CABLE







Standard: ISO 2408

Regular lay right-hand cable
Ungreased stainless steel - Red sheath.
Metal core.
Resistance class 1770 N/mm²
Crown packaging



Rupture (kg)	Ø (mm)	Length (m)	Weight (kg)	Ref.
1880	5 mm bare cable 6.5 mm with sheath	25	2,65	854865
2730	6 mm bare cable 7.5 mm with sheath	25	3,9	854867

BRAIDED COTTON

GISS

Braided cotton rope.
«Ball» packaging (per 10)



Rupture (daN)	Ø rope (mm)	Weight (kg)	Ref.
18	2	0,1	854811
40	3	0,1	854815

SISAL STRING

GISS

Natural fibre derived from Agave.
Packaged as a skein.



Ø mm	Length (m)	Breakage in kgf	Weight (kg)	Ref.
0.6/3	490	80	2.5	880576

BUNGEE CORD BOBIN

GISS

Multi-strand, latex cover Multi-stand PP anti-UV treated cover.



Ø mm	Length (m)	Weight (kg)	Ref.
8	100	4.6	880571
10	100	6.9	880572

BUNGEE CORD WITH TENSIONING HOOKS

GISS

Lot of 2 bungee cord with tensioning hooks.
Assembled with 2 plastic-coated steel tensioning hooks.
Multi-strand, latex cover Multi-stand PP anti-UV treated cover.



Ø mm	Length (cm)	Weight (kg)	Ref.
10	100	0.270	880574

HEMP QUALITY B

GISS

Hemp string.
«Crown» packaging



Ø mm	Length (m)	Rupture (daN)	Weight (kg)	Ref.
10	100	700	7,4	880586
12	100	1080	11,1	880587

GISS



WHITE POLYAMIDE HALYARD

Plaiting in 8 bobbins. High strength rot-proof material with anti-UV treatment.
Anti-static fibre with low flammability.
Melting point 260°-density 1.14.
Good resistance to strong alkalis (ammonia and soda) sensitive to concentrated minerals and acetic acids.
Packaged as a bobbin.

Ø mm	Length (m)	Breakage in kgf	Weight (kg)	Ref.
2	100	90	0,250	880554
3	100	200	0,550	880555
4	100	310	0,850	880556
5	100	450	1,250	880557
6	100	600	1,700	880558
8	100	1100	4	880559
10	100	1600	5,500	880560
12	100	2400	8,500	880561

GISS



+ Low stretch

POLYPROPYLENE ROPES

Construction from anti UV-resistant twisted yarns .
Weights and resistances according to EN 699.
Medium flammable - melting point 170/175°C - density 0.91.
Resistant to acids, strong alkalis and ordinary solvents.
Dissolves in chlorinated solvents at high temperature.
Packaged in a crown.

Ø rope (mm)	Length (m)	Rupture (daN)	Weight (kg)	Ref.
6	100	590	1,7	880563
8	100	1000	3	880564
10	100	1300	4	880565
12	100	1900	5.8	880566
14	100	2350	8,1	880567
16	100	3330	10,3	880568
20	100	4550	16,2	880569

GISS



+ Very good breaking resistance and resistance to UV.

WHITE POLYPROPYLENE HALYARD

Economical plait in 8 bobbins - quality standard treated anti-UV.
Moderately flammable-melting point 170/175°-density 0.91.
Resistant to acids, strong alkalis and ordinary solvents.
Dissolves at high temperature in chlorinated solvents.
Packaged as a bobbin

Ø mm	Length (m)	Breakage in kgf	Weight (kg)	Ref.
2	100	50	0,200	880578
3	100	140	0,400	880579
4	100	190	0,620	880580
5	100	280	1	880581
6	100	310	1,200	880582
8	100	700	2,200	880583
10	100	1200	4	880584

SINGLE HEAD CHAIN LINK GRADE 80 WELDED STEEL

GISS

Packaging: Plastic bag

SWL (Tonnes)	Ø head chain link (mm)	Weight (kg)	Ref.
3.1	16	0,59	854693
6.2	20	1,14	854695
8	22	1,41	854697



TRIPLE HEAD CHAIN LINK GRADE 80 WELDED STEEL

GISS

Packaging: Plastic bag

SWL (Tonnes)	Ø main head chain link (mm)	Ø mesh secondary (mm)	Weight (kg)	Ref.
2,5	16	13	1,2	854699
3,5	18	16	1,8	854701
6,5	22	18	2,9	854703
8,5	25	20	3,9	854705
13	30	22	6	854707



SPLICE MESH GRADE 80 PAINTED STEEL

GISS

Packaging: Plastic bag

SWL (Tonnes)	For chain diameter (mm)	Weight (kg)	Ref.
1,12	5-6	0,14	854709
2	7-8	0,15	854711
3,15	10	0,32	854713
5,3	13	0,68	854715
8	16	1,26	854717
12,5	18-20	2,02	854719



COUPLER GRADE 80 PAINTED STEEL

GISS

Packaging: Plastic bag

SWL (Tonnes)	For chain diameter (mm)	Weight (kg)	Ref.
1,12	5-6	0,07	854721
2	7-8	0,16	854723
3,15	10	0,28	854725
5,3	13	0,63	854727
8	16	1,13	854729
12,5	18-20	2,03	854731



GISS



AUTOMATICALLY LOCKING EYEHOOK - GRADE 80 PAINTED STEEL

Packaging: Plastic bag

SWL (Tonnes)	For chain diameter (mm)	Weight (kg)	Opening width	Ø of the eye (mm)	Ref.
1,12	5-6	0,48	32	25	854733
2	7-8	0,9	44	29	854735
3,15	10	1,69	49	35	854737
5,3	13	3,28	64	47	854739
8	16	6,04	78	60	854741

GISS



AUTOMATICALLY LOCKING CLEVIS HOOK - GRADE 80 PAINTED STEEL

Comes with the axle.
Packaging: Plastic bag

SWL (Tonnes)	For chain diameter (mm)	Weight (kg)	Opening width	Ø of the eye (mm)	Ref.
1,12	5-6	0,47	32	28	854743
2	7-8	0,9	44	32	854745
3,15	10	1,72	49	41	854747
5,3	13	3,21	64	53	854749
8	16	5,93	78	64	854751

GISS



FORGED SAFETY LATCH EYEHOOK - GRADE 80 PAINTED STEEL

Packaging: Plastic bag

SWL (Tonnes)	For chain diameter (mm)	Weight (kg)	Opening width	Ø of the eye (mm)	Ref.
1,12	5-6	0,25	28	24	854753
2	7-8	0,53	29	26	854755
3,15	10	0,9	31	35	854757
5,3	13	1,75	40	41	854759
8	16	3	47	50	854761

FORGED SAFETY LATCH CLEVIS HOOK - GRADE 80 PAINTED STEEL

GISS

Comes with the axle
Packaging: Plastic bag

SWL (Tonnes)	For chain diameter (mm)	Weight (kg)	Opening width	Ref.
1,12	5-6	0,26	28	854763
2	7-8	0,49	29	854765
3,15	10	0,94	31	854767
5,3	13	1,8	40	854769
8	16	3	47	854771



GRAB EYEHOOK - GRADE 80 PAINTED STEEL

GISS

Packaging: Plastic bag

SWL (Tonnes)	For chain diameter (mm)	Weight (kg)	Ø of the eye (mm)	Ref.
3,15	10	0,55	29	854773
5,3	13	1,6	39	854775
8	16	2,43	42	854777



SHORTENING CLEVIS CLAW - GRADE 80 PAINTED STEEL

GISS

Comes with the axle
Packaging: Plastic bag

SWL (Tonnes)	For chain diameter (mm)	Weight (kg)	Ref.
1,12	5-6	0,22	854779
2	7-8	0,41	854781
3,15	10	0,75	854783
5,3	13	1,63	854785
8	16	3,15	854787



NORMAL OPERATING CONDITIONS
TEXTILE SLINGS
(THE EUROPEAN NORM NF EN 1492-2 OF 11/2000: MODE FACTORS)

VERY IMPORTANT: THE INDICATED WLL (WORKING LOAD LIMIT) ARE IN STRICT COMPLIANCE WITH THE CONDITIONS OF USE STIPULATED IN THE NORM 1492-2

Extract from the European norms:

This European Norm stipulates the field of application for all devices and accessories used for lifting using textile slings, as well as their manufacturing specifications. The norm imposes full compliance with the main safety requirements stipulated in the Machine Directive 98/37/CE. The norm sets, amongst other things, the mode of manufacturing, identifying and marking slings; it envisages recording of their specifications, stating their Working Load Limit (WLL) as well as providing a description of the methods used to check them. «CE» conformity marking, conformity certificate and operating instructions shall be provided before any strap or rounded slings can be used.

THE INDICATED WLL (WORKING LOAD LIMIT) IS IN STRICT COMPLIANCE WITH THE CONDITIONS OF USE STIPULATED IN THE NORMS 1492-1 AND 1492-2

Mode factors: rounded sling

	SWL in kg	Load in %				
		100 %	200 %	140 % from 7° to 45°	100 %	100 % from 45° to 60°
						
LILAC	1 000	1 000	2 000	1 400	800	1 000
GREEN	2 000	2 000	4 000	2 800	1 600	2 000
YELLOW	3 000	3 000	6 000	4 200	2 400	3 000
GREY	4 000	4 000	8 000	5 600	3 200	4 000
RED	5 000	5 000	10 000	7 000	4 000	5 000
BROWN	6 000	6 000	12 000	8 400	4 800	6 000
BLUE	8 000	8 000	16 000	11 200	6 400	8 000

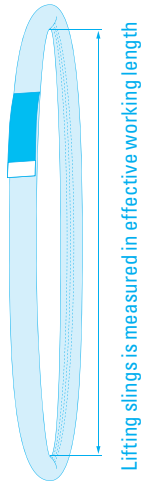

Mode factors: strap sling

	SWL in kg	Width in mm	Load in %				
			100 %	200 %	140 % from 7° to 45°	100 %	100 % from 45° to 60°
							
LILAC	1 000	30	1000	2 000	1 400	800	1 000
GREEN	2 000	60	2000	4 000	2 800	1 600	2 000
YELLOW	3 000	90	3000	6 000	4 200	2 400	3 000
GREY	4 000	120	4000	8 000	5 600	3 200	4 000
RED	5 000	150	5000	10 000	7 000	4 000	5 000



GISS

FLAT STRAP SLING CLASS 2

Standard: EN 1492-1

B type sling, 2 carrier belts, folded loop.
Working factor: 1:7
For your safety, protect your slings. To protect them from sharp edges, contact us.
Important: These loop lengths have been designed to meet an angle of opening of the loops alpha between 10 and 20° when using the straps. Indeed, too wide an angle on the loop will open the loop. Conversely, too narrow an angle will create a bending tension at the lifting axis.

Capacity maximum (tonne)	Width (mm)	Capacity length (m)	Colour	Ref.
1	30	1	LILAC	842821
1	30	2	LILAC	842822
1	30	3	LILAC	842823
1	30	4	LILAC	842824
1	30	5	LILAC	842825
2	60	1	GREEN	842826
2	60	2	GREEN	842827
2	60	3	GREEN	842828
2	60	4	GREEN	842829
2	60	5	GREEN	842830
3	90	1	YELLOW	842831
3	90	2	YELLOW	842832
3	90	3	YELLOW	842833
3	90	4	YELLOW	842834
3	90	5	YELLOW	842835
4	120	1	GREY	842836
4	120	2	GREY	842837
4	120	3	GREY	842838
4	120	4	GREY	842839
4	120	5	GREY	842840
5	150	1	RED	842841
5	150	2	RED	842842
5	150	3	RED	842843
5	150	4	RED	842844
5	150	5	RED	842845

1T
2T
3T
4T
5T



2T



+ Ideal for fixing on a hook. Individual traceability of each product (delivered with a certificate of conformity)



1T



3T



4T



5T

GISS



+ Made of an anti-abrasion treated sleeve.
Individual traceability of each product (delivered with a certificate of conformity)

ROUND SLING

Standard: EN 1492-2 Working factor 1:7

Lifting slings made in France.
On the front of the label are all the characteristics in compliance with the EN 1492-2 standard.
On the back, the note is in the form of pictograms for universal reading, understandable by all users.

1T 2T 3T 4T 5T 6T 8T

Maximum load of use in tonne



Lifting slings is measured in effective working length

1T

Capacity length (m)	Ref.
1	734076
1,5	734077
2	734078
2,5	734079
3	734080
3,5	734081
4	734082
5	734084
6	734086

2T

Capacity length (m)	Ref.
1	734087
1,5	734088
2	734089
2,5	734090
3	734091
3,5	734092
4	734093
5	734095
6	734097

3T

Capacity length (m)	Ref.
1	734098
1,5	734099
2	734100
2,5	734101
3	734102
3,5	734103
4	734104
5	734105
6	734106

4T

Capacity length (m)	Ref.
1	734107
1,5	734108
2	734109
2,5	734110
3	734111
3,5	734112
4	734113
5	734114
6	734115

5T

Capacity length (m)	Ref.
1	734116
1,5	734117
2	734118
2,5	734119
3	734120
3,5	734121
4	734122
5	734123
6	734124

6T

Capacity length (m)	Ref.
1	734125
1,5	734126
2	734127
2,5	734128
3	734129
3,5	734130
4	734131
5	734132
6	734133

8T

Capacity length (m)	Ref.
1	734134
1,5	734135
2	734136
2,5	734137
3	734138
3,5	734139
4	734140
5	734141
6	734142

«HIGH STRENGTH» ROUND SLING

GISS

Standard: EN 1492-2 – Working factor 1:7

This sling combines the basic principles of quality and safety for a greater satisfaction.
Extra reinforced sheath for increased durability and better maintenance.
The wear indicators are yarns woven under the frame, in different colors from the sheath, all throughout the length of the sling, with an interval of 4 mm.

Maximum load of use in tonne

fab.

Capacity length (m)	Ref.
1	132900
1,5	133000
2	133100
3	608052

1T

Capacity length (m)	Ref.
1	133200
1,5	133300
2	133400
3	608056

2T

Capacity length (m)	Ref.
1	608059
2	608061
3	608063
4	608065

3T



\+ Better resistance to wear and abrasion, piercing and tearing.
Individual traceability of each product (delivered with a certificate of conformity)
Maximum use load in tonne

This is what makes it different from others

Thanks to the wear idenfiers woven under the weft, quality control inspection can be easily carried out visual.



Wear indicator woven into the sling

If you notice these signs of wear, remove the sling in question from service.

Highly reinforced eyes and very dense weaving give the strap its high resistance to rupture and piercing.

All our lifting slings manufactured in France are supplied with individual identity cards, providing 100% traceability.

This is what makes it **different from others**



The main purpose of polyurethane corner supports is to make lifting safer.
Placed at the points of pressure for heavy, abrasive loads, these supports prevent the strap from heating by rubbing against the object, causing premature wearing or sudden rupture of the lifting system. Furthermore, these supports help fasten the the sling to the load, preventing it from slipping during the lifting.





GISS

POLYURETHANE WEDGES



The PU wedges are equipped at each top end with a tab that prevents a thin strap from getting out of its housing when handling the load. However, for a thicker strap or a round sling, it is possible to cut the top tab for perfect positioning.
From a 70 mm to a 330 mm strap, the PU wedges are able to meet the majority of textile lifting requirements.

fab.



Dimensions (mm)	A (mm)	B (mm)	C (mm)	D (mm)	E (mm)	Weight (kg)	Ref.
70	70	30	100	60	90	0,95	845672
90	95	30	125	60	90	1,15	845673
150	155	30	185	60	90	1,55	845674
245	250	30	280	60	90	2,2	845675
330	335	30	365	60	90	2,8	845676

GISS

MAGNETIZED POLYURETHANE WEDGES



The range of the magnetised wedges offers the same characteristics with the added possibility to easily position the polyurethane protection on metal loads.

fab.

Dimensions (mm)	A (mm)	B (mm)	C (mm)	D (mm)	E (mm)	Weight (kg)	Ref.
70	70	30	100	60	90	1,15	845678
90	95	30	125	60	90	1,55	845679
150	155	30	185	60	90	1,95	845680
245	250	30	280	60	90	2,8	845681
330	335	30	365	60	90	3,5	845682

\+ Ideal for loading vats, tanks or any other steel structure with salient angles

This is what makes it **different from others**





A PVC sleeve is designed to protect textile slings from wear, shear stress and cuts whilst maintaining their flexibility during operation.

PVC PROTECTIVE SLEEVES

GISS

PVC sleeves are used for any delicate lifting, of loads such as stone, steel, glass, or on non-uniform volumes with sharp angles. Adaptable to the linear metre on a flat strap or on the 2 branches of a round sling.

fab.





Flat width (mm)	Interior diameter (mm)	Thickness (mm)	Weight (kg/m)	Round slings load	Flat straps load	Length Mini (m)	Ref.
50	35	2	0.3	1T	1T	15	845694
70	45	2	0.32	2T	1T5	15	845695
80	51	2	0.38	3T	2T	10	845696
100	63	2	0.45	4T & 5T	2T5	10	845697
110	70	2	0.55	6T	3T	5	845698
170	110	3	1	10T & 12T	4T & 5T	5	845699
230	152	3	1.6	30T à 60T	6T	5	845700
320	200 à 300	3	1.8	70T à 100T	8T & 10T	5	845701

LASHING SYSTEMS

The Norm EN 12 195-2 :
The decision to comply with this norm was made because it allows us to provide stowing equipment with operating instructions and traceability similar to those provided with lifting gear. MOT or LC : Maximum Operating Tension or Stowing capacity = the maximum direct traction load which a stowing system can sustain during operation.

The working coefficient: 2 for a full system, 2 for accessories, 3 for non-sewn textile straps.

The hanging components of the stowing system must not present any signs of deformation liable to affect their performance, based on a load capacity (LC) of 1.25 LC and must have a working coefficient of at least 2 when exposed to load. The textile sling must be stretch by more than 7% when exposed to loads equalling its stowing capacity. Our strap is made of highly-resistant polyester fibres, minimising its stretching during operation, convenient handling and great ease of use. All our stowing systems are manufactured in France, supplied with an identity card, ensuring a 100% traceability. They are checked at every stage of production. Safe opening: their ratchet tensioners can only be opened intentionally, eliminating any risk of accidental release.



Short part — Long part

GISS



Hook 1 — Hook 2

«HEAVY-DUTY» LASHING SYSTEM TMU 2000 DAN – 6T

Standard: EN 12195-2

Strap width 50 mm - Secure opening ratchet
Rupture of the strap alone 6 tonnes.

Length (m)	Types of hooks	Ref.
8	2	611719
8	1	652664
9	2	611720
9	1	652665

GISS



«ARTISANS» LASHING SYSTEM TMU 900 DAN – 3.2T

Standard: EN 12195-2

Strap width 35 mm - Secure opening ratchet
Rupture of the strap alone 3.2 tonnes.

Length (m)	Types of hooks	Ref.
5	2	611717

GISS



«LEASURES» LASHING SYSTEM TMU 400 AND 175 DAN – 1.2T

Strap width 25 mm - Ratchet or tensioning strap buckle
Rupture of the strap alone 1.2 tonnes.

Length (m)	Types of hooks	Ref.
5	2	652661
3	Loop	805356
5	Loop	805357
5	Loop	879752

«HIGH SECURITY» LASHING SYSTEM

GISS

Standard: EN 12 195-2 03/ 2001

High security stowing system with hooks for separated fingers or together fingers.
Polyester (PES) multi-filament break-resistant = 6000 daN strap.
Double security:
1. Protection from strap breaking: Polyurethane double belt loops for double protection against strap abrasion and for a better protection of the material being transported.
2. Safety when unloading: Gradual (notch by notch) release runner to secure any unloading imbalances and resume control of cargo.

Strap breakage: 6 tonnes
Width: 50 mm
Capacity length: 9 m
Short part: 0.3 m
Stretcher: gradual release.

Types of hooks	Ref.
Open fingers	864584
Closed fingers	864585



LASHING SYSTEM ERGO

GISS

Compliant to EN 12 195-3 standard

Docking system consisting of a reverse idler which allows to switch from top to bottom docking system, which offer the user more clamping force and improved ergonomics for the users back - the docking system has a traceability label with unique identification number. The strap of a length of 9 meters is 100% polyester. LC 2500 daN 7.5T / 9M.

Types of hooks	Ref.
Open fingers	867837
Closed fingers	867838







\+ Ideal for loads requiring a high torque: construction material, steel...
The user's back is not subject to high strains any more.
The user applies his body weight on the handle.
Reduces MSDs.

› SEE PAGE 1056



G-DRIVER gloves Ref. 840013

› SEE PAGE 1087



G DOCK'R reversible waistcoat Ref. 854116



Workshop furniture





WORKSHOP FURNITURE 942
GISS FIRST RANGE 942
RANGE GISS PLUS 944
CUPBOARDS 956
CLOAKROOMS 959
WORKSHOP SEATS 961
WORKSHOP LAMPS 962



AIR PRODUCTION 964



WATER DISPENSER 966



PICKING BINS 967



STACKABLE AND NESTABLE CONTAINERS 969



EURO NORM CONTAINERS 970



PLASTIC PALLETS 971



STORAGE BOXES 972



STORAGE CHESTS AND TRESTLES 975



RACKING 976
«LIGHT LOADS» RACKING 978
RACKING FOR «SEMI-HEAVY LOADS» 982
« SEMI-VOLUMINOUS LOADS » RACKING 985
TRADE RACKING 986
PALLET RACKING «METIERS» 987
PALLET RACKING «HEAVY LOADS» 988
PALLET RACKING «VERTICAL LOADS» 990
OFFICE SHELVING 991

GISS FIRST RANGE

GISS



GISS FIRST WORKBENCH

Solid beech wood platform 40 mm thick. Tube section feet 40/40 mm.
Load capacity: 500 kg. Dimensions: L1500 x P700 x H840 mm.

Height (mm)	Ref.
840	818645

GISS



GISS FIRST WORKBENCH WITH DRAWER

Solid beech wood platform 40 mm thick. Base 40/40 mm grey RAL 7035.
Available versions: 1 drawer (150 mm) or 2 drawers (100 and 200 mm).
Drawer load capacity: 75 kg. Drawers open to 100 %, light blue RAL 5012.
Dimensions L 1500 x W 700 x H 840 mm.

Height (mm)	Number of drawer(s)	Ref.
840	1	866292
840	2	866294

GISS



GISS FIRST WORKBENCH WITH 4 DRAWERS

Dimensions: L1500 x P700 x H840 mm. Body and feet made from sanded sheet steel
Solid beech wood platform 40 mm thick. Box L605 x H 800 x P595 mm.
Drawer load capacity 80 kg, opening to 100%.
Drawer sizes: 2x150 mm, 2x200 mm. Load capacity: 800 kg.
RAL 7035, 5012

Height (mm)	Number of drawers	Ref.
840	4	818649

Set of drawer dividers	Ref.
- For two 150 mm drawers: 2 longitudinal dividers, 4 cross dividers - for 1 drawer with a height of 200 mm: 1 longitudinal divider, 2 cross dividers - For 1 drawer with a height of 200 mm: without dividers	863259

GISS



GISS FIRST 6 DRAWER CABINET

Dimensions L 805 x H 1000 x W 695 mm. Built with sanded sheet steel. Drawers with a load capacity of 75 kg. Drawers open to 100%. Centralised locking with anti-tilt system. Size of drawers: 2 x 100 mm, 2 x 150 mm, 2 x 200 mm. RAL 7035, 5012.

Height (mm)	Number of drawer(s)	Ref.
1000	6	866296

Set of drawer dividers	Ref.
- for drawers with a height of 100 mm: 6 longitudinal dividers, 20 cross dividers - for drawers with a height of 150 mm: 6 longitudinal dividers, 16 cross dividers - for drawers with a height of 200 mm: 4 longitudinal dividers, 6 cross dividers	866297

GISS FIRST 7 DRAWER CABINET

GISS

Dimensions L 805 x H 1000 x W 695 mm. Built with sanded sheet steel. Drawers with a load capacity of 75 kg. Drawers open to 100%. Centralised locking with anti-tilt system. Size of drawers: 2 x 75 mm, 2 x 100 mm, 1 x 150 mm, 2 x 200 mm. RAL 7035, 5012

Height (mm)	Number of drawers	Ref.
1000	7	818652

Set of drawer dividers	Ref.
- For 1 drawer with a heigh of 75 mm: foam lining - For 1 drawer with a heigh of 75 mm: 4 longitudinal dividers, 11 cross dividers - For 2 drawers with a heigh of 100 mm: 8 longitudinal dividers, 22 cross dividers - For 1 drawer of a heigh of 150 mm: 2 longitudinal dividers, 3 cross dividers - For 2 drawers of a heigh of 200 mm: without dividers	863260



GISS FIRST 9 DRAWER CABINET

GISS

Dimensions L 805 x H 1000 x W 695 mm. Built with sanded sheet steel. Drawers with a load capacity of 75 kg, extendable to 100%. Centralised locking with anti-tilt system. Size of drawers: 2x75 mm, 6x100 mm, 1x150 mm.
RAL 7035, 5012.

Height (mm)	Number of drawers	Ref.
1000	9	818654

Set of drawer dividers	Ref.
- For 1 Drawer with a height of 75 mm: foam lining - for 1 drawer with a height of 75 mm: 4 longitudinal dividers, 11 cross dividers - for 3 drawers with a height of 100 mm: 18 longitudinal dividers, 42 cross dividers - for 3 drawers with a height of 100 mm: 12 longitudinal dividers, 33 cross dividers - For 1 drawer with a height of 150 mm: without dividers	863261



GISS FIRST 7 DRAWER LARGE CABINET

GISS

Dimensions L 1005 x H 1000 x W 695 mm. Built with sanded sheet steel. Drawers with a load capacity of 75 kg. Drawers open to 100%. Centralised locking with anti-tilt system. Size of drawers: 5 x 100 mm, 2 x 200 mm. RAL 7035, 5012.

Dimensions (mm)	Number of drawer(s)	Ref.
1000	7	866299

Set of drawer dividers	Ref.
- for drawers with a height of 100 mm: 1 foam lining, 28 longitudinal dividers, 64 cross dividers - for drawers with a height of 200 mm: 3 longitudinal dividers , 4 cross dividers	866300



+ Cabinet with a width of 1005 mm for maximum storage!

GISS FIRST 9 DRAWER LARGE CABINET

GISS

Dimensions L 1005 x H 1000 x W 695 mm. Built with sanded sheet steel. Drawers with a load capacity of 75 kg. Drawers open to 100%. Centralised locking with anti-tilt system. Size of drawers: 9 x 100 mm
RAL 7035, 5012.

Dimensions (mm)	Number of drawer(s)	Ref.
1000	9	866302

Set of drawer dividers	Ref.
- For drawers with a height of 100 mm : 81 plastic bins 200x100 mm, 27 plastic bins dividers, 14 longitudinal dividers, 32 cross dividers	866303



+ Cabinet with a width of 1005 mm for maximum storage!

RANGE GISS PLUS

GISS



GIS PLUS FOLDABLE WORKBENCH

Galvanised steel platform. Very hard and very stable. 2 transportation handles. Non-slip base.
Load capacity: 300 kg. Weight: 21.60 kg. RAL 5015.

Panel	Dimensions (mm)	Ref.
Sheet metal	970x510x840	853927



GISS



GISS PLUS FOLDABLE WOOD WORKBENCH

MDF wooden platform. Very hard and very stable. 2 transportation handles. Non-slip base.
Load capacity: 300 kg. Weight: 23.62 kg. RAL 5015.

Panel	Dimensions (mm)	Ref.
MDF wood	970x510x840	863452



\+ Perfect for maintenance and occasional use.

GISS



GISS PLUS TOOLS CABINET

Metal sheet 10/10, storage capacity 118 pieces.
Cabinet bottom and sides are equipped with a perforated panel (without supports): the inner side of the doors features supports for welded tools. Lockable with key. Fixed platform and a drawer at the bottom of the cabinet (525x205x62 mm, supports 20 kg). Weight: 19 kg. RAL 5015.
Dimensions: 230x605x900 mm.
A set of 27 supports for tools is an optional extra.

Product	Ref.
Tools cabinet	863454
Set of 27 supports	863459



What makes the difference

- \+ Lifetime warranty
- \+ Load capacity up to 1000 kg
- \+ Free of sharp angles
- \+ Superior quality
- \+ Free shipping in France

- Choose your panel:



1. painted steel sheet and oven dried
2. MDF polished and varnished wood: Micro-particles of wood agglutinated with dry resins. Excellent vibrations absorption / repels liquids
3. polished and varnished chestnut

GISS PLUS WORKBENCH

GISS

A very robust workbench.
The thickness of the platform is 50mm.
RAL 5015.

Panel	Dimensions (mm)	Ref.
Sheet metal	1500x750x880	853881
MDF wood	1500x750x880	853883
Chestnut	1500x750x880	853889





Vulcanised rubber base

GISS PLUS WHEELED WORKBENCH

GISS

A very robust workbench.
The thickness of the platform is 50mm.
RAL 5015.
150 mm nylon wheels, polyurethane strap.
2 pivoting wheels with stops, 2 pivoting wheels without stops

Panel	Dimensions (mm)	Ref.
Sheet metal	1500x750x880	853897
MDF wood	1500x750x880	853887
Chestnut	1500x750x880	853893



AJUSTABLE GISS PLUS WORKBENCH

GISS

A very robust workbench.
The thickness of the platform is 50mm.
Vulcanised rubber base
RAL 5015.
Adjustable feet height from 810 to 1060 mm.

Panel	Dimensions (mm)	Ref.
Sheet metal	1500x750x810-1060	853895
MDF wood	1500x750x810-1060	853885
Chestnut	1500x750x810-1060	853891





GISS



GISS PLUS WORKBENCH WITH 2 DOOR CABINET

Workbench with 1 2-door cabinet and 1 adjustable platform.
Load capacity of up to 1,000 kg
Platform thickness: 50 mm.
Vulcanised rubber base Assembled with nuts
Welded reinforcements on the lower part of the platform.
RAL 5015.
Key-operated central locking
Cabinet 623 x 515 mm.
Weight: 74 kg.
Supplied assembled

Panel	Dimensions (mm)	Weight (kg)	Ref.
Sheet metal	1500x750x880	74	853901
MDF wood	1500x750x880	82	853905



Cabinet with doors and 1 adjustable tray

GISS



GISS PLUS WORKBENCH WITH A 5 DRAWER CABINET

Workbench with a 5-door cabinet
Load capacity of up to 1,000 kg
Platform thickness: 50 mm
Vulcanised rubber base Assembled with nuts
Welded reinforcements on the lower part of the platform.
RAL 5015.
Sheet metal casing 10/10 mm with sheet metal drawers 15/10 mm.
Supplied assembled
Drawers (mm) : 1 x 300 / 2 x 125 / 1 x 100 / 1 x 75.
300 drawers with supports for 60 dividers.
The drawers are supplied with a grooved support for 3 dividers
Drawers with single extension. Ball bearings Opening up to 90%
Drawer load capacity: 100 kg.

Panel	Dimensions (mm)	Ref.
Sheet metal	1500x750x880	853899
MDF wood	1500x750x880	853903
Chestnut	1500x750x880	853907



Drawer load capacity: 100kg



Central closing



The drawers are supplied with a grooved support for 3 dividers



Anti-tilting mechanism



300 mm drawers with supports for 60 dividers.

GISS PLUS WORK TABLE

GISS

Wooden work table made from MDF, thickness: 40 mm.
Lower shelf in galvanised metal: thickness: 20 mm.
The height of the platform is adjustable.
Standard: weight: 40 kg.
With caster wheels: weight: 43 kg.
Wheel Ø 100 mm: 2 pivoting with stop / 2 pivoting without stop.
RAL 5015.

Panel	Dimensions (mm)	Type	Ref.
MDF wood	1500x500x880	Standard	853929
MDF wood	1500x500x990	With Caster wheels	853931





Castor wheels with and without brakes



The platform is adjustable in height

CHEST OF DRAWERS FOR GISS PLUS WORKBENCH

GISS

Chest of drawers for workbench.
Metal sheet body 10/10 and sheet metal drawers 15/10.
Load capacity: 100 kg.
RAL 5015.
Sold with dividers
(When ordering, please indicate whether your platform is made from wood or sheet metal)

Number of drawer rows	Dimensions (mm)	Ref.
1	515x600x200	853909
1	515x600x300	853911
2	515x600x300	853913
3	515x600x400	853915
4	515x600x500	853917



853909



853911



853913



853915



853917



To fasten with screws to wood or MDF work-top



To fasten with screws to reinforcements of metal work-tops

› SEE PAGE 962



GISS drawer separators range

GISS









GISS PLUS PERFORATED PANEL

Metal sheet 15/10, dimensions 1500x800 mm. Weight 13 kg.
The panel is supplied in two version: 100% perforated or with 2 lines of supports for GISS pull-out boxes (supplied without boxes).
Optional wall fittings and supports. RAL 5015.
Available options:
- A set of 27 supports for tools,
- Lateral supports for perforated panel,
- Support for lighting frame (height 1200 mm, neon 1x36 W).

Product	Ref.
Perforated tool panel	863456
Perforated tool panel and GISS pull-out boxes	863457
Set of 27 supports	863459
Lateral supports	863461
Lighting support*	863463

› SEE PAGE 976



GISS picking bins range

What makes **the difference**

EXAMPLE OF **GISS** PLUS TAILORED COMPOSITIONS

Workbench with side racks and perforated panel with bin support:

With these panels, adapt your workspace:



Workbench with lighting support and perforated panel:



GISS PLUS WORKBENCH BACK PANEL

GISS

Sheet metal back panel for 1500 mm workbench
Height (above the worktop): 200 mm. RAL 5015.

Ref.
863465



+ Prevents tools from falling off the edge and protects the wall.

GISS PLUS POWER SUPPLY RAIL

GISS

Sheet metal back panel for 1500 mm workbench
Includes a circuit breaker and 3 sockets
Power supply 220 V. RAL 5015.

Ref.
863467



ROLL-DOWN DOOR OR MOUNTED ON GISS PLUS WORKBENCH

GISS

Extra flat roll-down cabinet in sheet metal 10/10, mounted on wall or on 1500 mm workbench. RAL 5015. Two versions are available:
- Perforated panel for tools (with optional supports), dimensions 1500x900x170 mm,
- Panel with supports for GISS pull-out boxes dimensions 1500x900x295 mm (delivered without boxes).

Product	Ref.
Cabinet with tool panels	863469
Set of 27 supports	863459
Storage cabinet for GISS pull-out boxes	863470





GISS CABINET WITH DOORS FOR STORAGE OF GISS PULL-OUT BINS

GISS

Cabinet with doors made from sheet metal 10/10, lockable with key.
Dimensions 730x290x2010 mm. Weight 50 kg.
Top platform. Supplied without boxes RAL 5015.

Product	Ref.
Cabinet with doors	863479



GISS



GISS PLUS WALL PANEL

A wall panel for storage of GISS pull-out boxes, made from sheet metal 12/10, available in 3 sizes. Supplied without boxes RAL 5015.

Dimensions HxlW(mm)	Ref.
480x500	863472
480x990	863473
980x500	863474

GISS



GISS PLUS TROLLEY FOR GISS PULL-OUT BINS

Sheet metal trolley (support 20/10). Rubber wheels diameter 100 mm.
Total height 1.5 m Weight 39.7 kg. Includes a handle for easy movement.
In 2/3 version (total support surface 2 m²) with a bottom platform 1000x450 mm or in full version (2.7 m²). Supplied without boxes RAL 5015.

Version	Ref.
2/3	863476
Full	863477

GISS



GISS PLUS TOOL STAND

For CNC tools to be used with sheet metal workbench.
Provides storage for 19 to 24 tools ISO or HSK.
HSK tool-stand based on DIN 69893 A-E.
Dimensions 505x212x730 mm. RAL 5015.

Tool type	Number of tools	Ref.
ISO 40	24	863481
HSK 50 A/E	24	863482
HSK 63 A/E	24	863483
HSK 80 A/E	24	863484
ISO 50	19	863485
HSK 100 A/E	19	863486

GISS



GISS PLUS TOOL STAND TROLLEY

A trolley for transporting CNC tools made from sheet metal 20/10 (side frames 30/10).
Provides storage for 30 to 40 tools ISO or HSK.
HSK tool-stand based on DIN 69893 A-E.
Dimensions 830x420x930 mm. RAL 5015.

Tool type	Number of tools	Ref.
ISO 40	40	863487
ISO 50	30	863488
HSK 50 A/E	40	863489
HSK 63 A/E	40	863490
HSK 80 A/E	40	863491
HSK 100 A/E	40	863492

GISS PLUS CABINET WITH DOORS

GISS

A cabinet with section doors in sheet metal 10/10. Very robust, lockable with key. RAL 5015.

Comes in two configurations, supplied without interior accessories:
- Height 1 m (external dimensions 714x730x1000 mm, interior height 875 mm, weight 49 kg)
- Height 1.4 m (external dimensions 714x730x1400 mm, interior height 1275 mm, weight 55 kg)

Optional accessories:
- Standard tray, adjustable in 25 mm steps, maximum load 100 kg
- Sliding tray double extension, maximum load 100 kg
- Drawers with tool stand for 25 CNC tools ISO 40 (height 165 mm)
- Drawers with tool stand for 25 CNC tools ISO 50 (height 165 mm)

Product	Ref.
Cabinet with doors 1m	863494
Cabinet with doors 1.4 m	863495
Standard tray	863497
Sliding tray	863499
Drawer ISO 40	863501
Drawer ISO 50	863502













What makes **the difference**

EXAMPLE OF **GISS** PLUS TAILORED COMPOSITIONS

Arrange your cabinet with your choice of elements:

Cabinet 1 m with slide tray and drawer
ISO 50
(863494 + 863499 + 863502):



Cabinet 1,4 m with slide tray and drawers
ISO 40 and ISO 50
(863495 + 863499 + 863501 + 863502):



GISS



GISS PLUS CABINET WITH DOORS AND DRAWERS

A cabinet with section doors and drawers in sheet metal 10/10. Very robust, doors and drawers lockable with key. Anti-reverse mechanism RAL 5015.

Comes in two configurations, supplied without interior accessories (drawers without dividers):
- Height 1 m with 3 drawers, height 75mm, 75 mm and 125 mm (external dimensions 714x707x1000 mm, interior height 575 mm, weight 77.5 kg)
- Height 1.4 m with 4 drawers, height 75 mm, 100 mm and 125 mm (external dimensions 714x707x1400 mm, interior height 875 mm, weight 109 kg)

Optional accessories:
- Standard tray, adjustable in 25 mm steps, maximum load 100 kg
- Sliding tray double extension, maximum load 100 kg
- Drawers with tool stand for 25 CNC tools ISO 40 (height 165 mm)
- Drawers with tool stand for 25 CNC tools ISO 50 (height 165 mm)

Product	Ref.
Cabinet with doors, 1m 3 drawers	863504
Cabinet with doors, 1.4 m 4 drawers	863505
Standard tray	863507
Sliding tray	863499
Drawer ISO 40	863501
Drawer ISO 50	863502











What makes **the difference**

EXAMPLE OF **GISS** PLUS TAILORED COMPOSITIONS

Arrange your cabinet with your choice of elements:

Cabinet 1 m, 3 drawers with drawers ISO 40 and ISO 50 (863504 + 863501+ 863502)



Cabinet 1.4 m, 4 drawers with slide tray and drawer ISO 50 (863505 + 863499 + 863502):



GISS PLUS ROLL DOWN CABINET

GISS

A roll-down cabinet in sheet metal 10/10. Very robust, lockable with key. RAL 5015.

Comes in two configurations, supplied without interior accessories:
- Height 1 m (external dimensions 500x1005x1000 mm, interior height 720 mm, weight 47 kg)
- Height 1.98 m (external dimensions 500x1005x1980 mm, interior height 1700 mm, weight 76 kg)

Optional accessories:
- Standard tray, adjustable in 25 mm steps, maximum load 100 kg
- Tool tray for 24 tools CNC ISO 40
- Tool tray for 18 tools CNC ISO 50
- Drawers double extension, height 100 mm, maximum load 50 kg, delivered with 2 compartments
- Drawers double extension, height 200 mm, maximum load 50 kg, delivered with 2 compartments

Product	Ref.
Curtain cabinet 1 m	863509
Curtain cabinet 1.98 m	863510
Standard tray	863512
Tray ISO 40	863514
Tray ISO 50	863515
Drawer 100 mm	863517
Drawer 200 mm	863518













What makes the difference

EXAMPLE OF **GISS** PLUS TAILORED COMPOSITIONS

Arrange your cabinet with your choice of elements:

Cabinet 1 m with tray, 2 drawers 100 and 1 drawer 200 (863509 + 863512 + 2 x 863517 + 863518):





Cabinet 1.98 m with 2 trays, 2 drawers 100 and 4 drawers 200 (863510 + 2 x 863512 + 2 x 863517 + 4 x 863518):

GISS













GISS PLUS DRAWER CONFIGURATIONS

A wide range of accessories is available for GISS PLUS drawers, to allow you to personalise their interior configuration to suit you requirements: tools, consumables, screws and bolts etc.

Product		Height of the drawer	Materials	Ref.
Dividable locker 50x150 mm	1	≥75 mm	red PS	863522
Dividers for 86352	2	≥75 mm	black PS	863523
Locker 75x75 mm		≥75 mm	red PS	863525
Locker 75x150 mm		≥75 mm	red PS	863526
Locker 150x150 mm		≥75 mm	red PS	863527
Locker 75x75 mm		≥125 mm	red PS	863528
Locker 75x150 mm	3	≥125 mm	red PS	863529
Locker 150x150 mm	4	≥125 mm	red PS	863530
Holds 6 tools up to Ø 20 mm	5	≥75 mm	red PS	863532
Holds 8 tools of up to Ø 14 mm		≥75 mm	red PS	863533
Holds 11 tools of up to Ø 8 mm		≥75 mm	red PS	863534
Multiple locker, 2 sections 150x150 mm		≥100 mm	red PS	863536
Dividers for 863536		≥100 mm	red PS	863537
Multiple locker 3 sections 150x150 mm	6	≥100 mm	red PS	863538
Dividers for 863538	7	≥100 mm	red PS	863539
Multiple locker, 4 sections 150x150 mm		≥100 mm	red PS	863540
Dividers for 863540		≥100 mm	red PS	863541
Milling bit stand Ø13x25 mm		≥100 mm	red PS	863543
Milling bit stand Ø16x25 mm	8	≥100 mm	red PS	863544
Milling bit stand Ø22x25 mm		≥100 mm	red PS	863545
Milling bit stand Ø27x25 mm		≥100 mm	red PS	863546
Milling bit stand Ø32x25 mm		≥100 mm	red PS	863547
Milling bit stand Ø40x25 mm	9	≥100 mm	red PS	863548
Milling bit stand Ø50x25 mm		≥100 mm	red PS	863549

What makes **the difference**

EXAMPLE OF **GISS** PLUS TAILORED COMPOSITIONS

Arrange your cabinets with your choice of elements:





GISS PLUS COMPUTER STATION

GISS

PC station, made from sheet metal, suitable for screens of up to 23''.
Dimensions 895x630x1735 mm.

❶ PC support with feet:
Support for screen, keyboard and system unit. With feet. Colour black and blue (RAL 5010).

❷ Cabinet for PC screen:
Lockable PC screen cabinet with key, with shelves for keyboard and system unit. On 4 caster wheels (2 with stops). Colour black and blue (RAL 5010).

❸ Cabinet for PC screen and system unit:
Lockable cabinet with key, for storing the screen and the system unit, with a drawer for keyboard. On 4 caster wheels (2 with stops). Colour black and blue (RAL 5010).

❹ Cabinet for PC screen, system unit and keyboard:
Lockable cabinet with key, for storing the screen and the system unit, with a drawer for keyboard. On 4 caster wheels (2 with stops). Colour black and blue (RAL 5010).

❺ PC cabinet with a base unit:
Lockable cabinet with key, for storing the screen, with a large base unit and a drawer for keyboard. With feet. Colour gray (RAL 9010).

❻ PC cabinet with pull-up front:
Lockable cabinet with pull-up front, with a keylockable drawer for keyboard and a base unit for storing the screen. With feet. Colour black and blue (RAL 5010).

Product		Ref.
PC support with feet	❶	863551
PC screen cabinet	❷	863552
PC cabinet for screen and system unit	❸	863553
Cabinet for PC screen, system unit and keyboard	❹	863554
PC cabinet with base unit	❺	863555
PC cabinet with pull-up front	❻	863556













SWING-DOOR CABINET

GISS



+ Delivered with splined mat on the top surface

COLLAPSIBLE CABINET

Collapsible cabinet with swing door(s). Delivered with splined black rubber mat on the top surface. 2 cm wide lip (on the bottom, right and left sides).
Each door is equipped with a 2 key cylinder lock.
1 top drawer and 2 galvanised adjustable shelves.
Depth: 500 mm.
Grey frame and doors RAL 7035.

Dimensions (H x W x D) (mm)	Internal dimensions of the drawer (H x W x D) (mm)	Ref.
1020 x 500 x 500	70x367x438	866278
1020 x 940 x 500	70x800x438	866279

GISS



CABINET WITH SWING DOORS

Built with sanded sheet steel.
2 swing doors (opening 110°).
Lockable with key.
4 adjustable shelf with 25 mm step.
Load per shelf 50kg
Colour body RAL 7035 / doors RAL 7035.

Dimensions (H x W x D) (mm)	Ref.
1950x700x400	829112

› SEE PAGE 1015



GREEN FLASH TX-2 Ref. 863558

› SEE PAGE 1036



G-TOP work-site safety helmet Ref. 844876

SWING DOOR CABINET WITH SHELVES AND DRAWERS

GISS

Sheet steel mono bloc swing door cabinet.
8 drawers on the left (4 small 70 mm drawers + 4 Large 125 mm drawers) and 6 galvanised shelves.
Each door is equipped with an ergonomic handle with a lock (2 keys).
Depth: 500 mm.
Grey frame and doors RAL 7035.

Dimensions (H x W x D) (mm)	Ref.
1950 x 930 x 500	866281
1950 x 1200 x 500	866282



HEAVY-DUTY CABINET

GISS

Sheet steel mono bloc heavy-duty swing door cabinet.
3 x 100 mm drawers at the bottom (telescopic guide rails, full extension, load capacity of 50 kg) and 4 galvanised adjustable shelves (load capacity of 70 kg).
Each door is equipped with an ergonomic handle with a lock (2 keys). Opening angle of about 180°.
Grey frame and doors RAL 7035.

Dimensions (H x W x D) (mm)	Ref.
1950 x 1200 x 500	866284
1950 x 1200 x 600	866285



+ Used to store your tools or heavy equipment

› SEE PAGE 1149



Anti-fatigue mats range

› SEE PAGE 841



Rutile final appearance electrode Ref. 856139

GISS



CABINET FOR CLEANING EQUIPMENT

Sheet steel mono bloc cabinet especially designed for cleaning products and equipment.
2 storage areas with a width of 300 mm: one on the left with 4 compartments (with non height adjustable shelves), and one on the right made up of the entire height and the floor of the cabinet, equipped with a rail and 6 sliding hooks (for storing cleaning equipment: brushes, cases, small vacuum cleaners etc.).
2 hinged steel doors with 2 air vents.
Each door is equipped with a rotary latch padlock.
Depth: 500 mm.
Base area of 100 mm.
Grey frame and doors RAL 7035.

Dimensions (H x W x D) (mm)	Ref.
1800 x 610 x 500	866276

+ Ideal for optimising the storage of cleaning equipment in your premises!

› SEE PAGE 996



Vacuum cleaners range

› SEE PAGE 1014



Cleaning products range

› SEE PAGE 1025



Cleaning equipment range

CURTAIN CABINET

GISS



TAMBOUR CUPBOARD

Tambour cupboard for files or light equipment. Steel body.
Adjustable shelves (2 for the low cabinets, 4 for the high ones), load capacity of 50 kg.
Flexible polypropylene lamina tambour doors, with a practical folding handle and equipped with a hooked lock (2 keys).
Grey frame and doors RAL 7035, grey anthracite shelves RAL 7021.

Dimensions (H x W x D) (mm)	Ref.
1030x1000x420	866287
1030x1200x420	866288
1980x1000x420	866289
1980x1200x420	866290

+ Quiet and easy to use

CLOAKROOMS

DIRTY INDUSTRY LOCKER

GISS

One-piece changing locker made from sheet steel.
Right-opening doors with ventilation slots in top and bottom part.
Stamped name label holder and vertical sides
Locking hasp
1 shelf and a hanging rack + 3 hooks.
Polypropylene feet.
Locker width: 400 mm.

Dimensions (H x W x D) (mm)	Number of doors	Ref.
1950x810x500	2	829122
1950 x 1200 x 500	3	829123



\+ Doors with ventilation slots in top and bottom part.

CLEAN INDUSTRY LOCKER

GISS

One-piece changing locker made from sheet steel.
Right-opening doors with ventilation slots in top and bottom part.
Stamped name label holder.
Locking hasp
1 shelf and a hanging rack + 3 hooks.
Polypropylene feet.
Locker width: 300 mm.

Dimensions (H x W x D) (mm)	Number of doors	Ref.
1950x610x500	2	829116
1950 x 900 x 500	3	829117
1950x1190x500	4	829118



2 CLOAKROOM LOCKERS

GISS

2 storey mono bloc cloakroom made from sheet steel.
2 compartments per column, equipped with a rail with 3 sliding hooks.
Steel doors that open to the right, 2 vents and an embossed door label.
Each door is equipped with a rotary latch padlock.
Locker width: 300 mm. Depth: 500 mm.
Height on feet: 150 mm.
Grey frame and doors RAL 7035.

Dimensions (H x W x D) (mm)	Number of the coumn	Number of the locker	Ref.
1950x610x500	2	2 x 2	866271
1950 x 900 x 500	3	3 x 2	866272



› SEE PAGE 519



Padlocks

GISS



5 LOCKER CABINET

Sheet steel locker cabinet or mono bloc cloakroom.
5 lockers per column, smooth steel doors that open to the right.
Each door is equipped with a cylinder lock (2 keys).
Locker width: 300 mm. Depth: 500 mm.
Height on feet: 150 mm.
Grey frame and doors RAL 7035.

Dimensions (H x W x D) (mm)	Number of the coumn	Number of the locker	Ref.
1850 x 610 x 500	2	2 x 5	866268
1850 x 900 x 500	3	3 x 5	866269

GISS



BENCH

Stackable 1.2 m long bench. Sturdy frame made from tubes that are 25 mm in diameter.
Beech wood slats (3 profiles sized at approximately 80 x 20 mm, planed on all sides).
Natural wood coloured slats, black base.
Delivered pre-assembled.

Dimensions (H x W x D) (mm)	Ref.
460 x 460 x 1200	866274

\+ Stackable bench

GISS



GISS STEP STOOL WITH WHEELS

Standard: NF EN14183

Blue step stool with wheels and a non-slip rubber mat for improved safety.
Practical: Its steerable wheel casters are retractable and lock instantly when you step on it. This keeps your hands free to move the step stool while ensuring maximum security when using it!
Maximum load capacity 150 kg.
Diameter: 450 mm, height: 425 mm (height of middle step: 215 mm).

Ref.
866305

\+ Very useful in workshops, shops, offices and garages.

GISS NEW



FOLDING CHAIR

Black folding plastic chair.
Resistant, durable metal chassis.

Colour scheme	Ref.
Black	880526

\+ Ideal for meeting rooms, waiting rooms or for occasional seating

GISS LOW STOOL

GISS

Low stool with wheels for workshops, maintenance, assembly work etc.
Round black polyurethane seat with a diameter of 320 mm.
Stool height can be adjusted using a class 3 gas-jack. 360° free rotation.
5 branch nylon base with a metal structure.
Black nylon dual swivel caster wheels with a diameter of 50 mm.

Seat height (cm)	Footrest	Base	Ref.
39-51	No	Wheel casters	865511



+ Mobile, convenient work stool

GISS SIT-STAND STOOL

GISS

Comfortable sit-stand stool with a footrest and padding to ease the strain on workers who stand for prolonged periods of time, either in workshops, production lines, laboratories, or behind counters etc.
Black polyurethane seat with a backrest and integrated handle. Dimensions: 320 x 350 mm.
Seat height can be adjusted using a class 3 gas-jack. 360° free rotation.
The reinforced anti-slip black polypropylene footrest is height-adjustable and has a diameter of 450 mm.
5 branch nylon base with a metal structure.
Non-slip pads.

Seat height (cm)	Footrest	Base	Ref.
52-78	Yes	Pads	865513



+ For people who work standing up

GISS WORKSHOP SEAT

GISS

Technical seat for workshops, production facilities laboratories etc.
Black polyurethane seat with a tabular surface.
The backrest has an integrated handle, dimensions of 420 x 300 mm, adjustable depth and it pivots.
Base dimensions: 455 x 430 mm.
Seat height can be adjusted using a class 3 gas-jack. 360° free rotation.
5 branch nylon base with a metal structure.
2 versions are available:
- low seat with 50 mm black reinforced nylon dual swivel caster wheels,
- high seat with a black polypropylene non-slip footrest, height-adjustable, with a diameter of 450 mm and non-slip pads.

Seat height (cm)	Footrest	Base	Ref.
42-54	No	Wheel casters	865515
53-79	Yes	Pads	865516



+ Comfortable seat available in low or high version

GISS SEAT ACCESSORIES

GISS

GISS Compatible stool accessories, sit-stand stools and seats.

Product	Ref.
Set of 5 standard swivel caster wheels	865518
Set of 5 swivel caster wheels for hard floors	865519
Set of 5 pads	865520
Adjustable footrest	865522



GISS NEW



+ COB LED lighting

G-LUX FIRST WORKSHOP LAMP

COB LED workshop lamp with solid 45.5 cm flexible arm for fast and precise direction of the luminous flux.
IP20, power 5 W, power supply 220 V.
Light source COB LED 400 LM, 4000-4500 K, angle 40 °, temperature <60°C, no maintenance required. Ideal for replacing halogen lights.
Base attachment with screws or nuts (not supplied), or with the attachments provided (mounting bracket or magnet for base, not supplied).

Protection index	Power supply	Ref.
IP20	220 V	879783

GISS NEW



+ IP65 for water and oil resistance

G-LUX PLUS WORKSHOP LAMP

LED workshop lamp with solid flexible arm 53 cm enabling fast, precise direction of the luminous flux.
IP65, power 4.5 W, power supply 220 V.
High-power LED light source 550 LM, 4000-4500 K, angle 60°, temperature <60°C.
Splash and oil resistant.
Base mounted with screws or nuts (not supplied), or with the mounting bracket (not supplied).

Protection index	Power supply	Ref.
IP65	220 V	879784

GISS NEW





FIXING ACCESSORIES FOR G-LUX WORKSHOP LAMPS

Mounting accessories specially adapted for G-LUX lamps.

Product	Ref.
Mounting bracket (for G-LUX FIRST and G-LUX PLUS)	879785
Magnet for base (for G-LUX FIRST only)	879786

G-LUMENS WORKSHOP LAMP

NEW GISS

LED workshop lamp with solid articulated arm (sections 19 and 27 cm) for fast and precise direction of the luminous flux. Joints adjustable to 270°.
IP65, power 9.5 W, power supply 220 V.
High power LED light source 700 LM, 4000-4500 K, angle 45°, temperature <60°C.
Splash and oil resistant.
Base mounted with screws or nuts (not supplied).

Protection index	Power supply	Ref.
IP65	220 V	879788



G-ZOOM MAGNIFYING GLASS LAMP

NEW GISS

LED Magnifier lamp with solid articulated arm (2 sections of 41 cm) for fast and precise direction of the luminous flux.
Power 12 W, power supply 220 V. Magnifier 5 dioptres diameter 127 mm.
Annular LED light source (60 PCS SMD LED) 1200 lm, 5600-6000 K.
Base mounted by mounting bracket (included).

Convergence	Power supply	Ref.
5 D	220 V	879790



+ Magnifying lamp for the most meticulous work

› SEE PAGE 513



Led head light HIGH MAX Ref. 867721

› SEE PAGE 512



Slim lamp NEW TECH Ref. 867715

› SEE PAGE 515



Rechargeable LED floodlight 20W Ref. 867992

› SEE PAGE 1163



Work-site lamp with battery Ref. 862388

GISS NEW



G-FAN HIGH SPEED FAN

G-FAN high-speed fan, aluminium propeller, 45 cm diameter. 3 adjustable speeds. Low version to put on a worktop or floor.

Version	Ref.
Low	879776

› SEE PAGE 505



MS 10 electric cable reel 1.5 mm² Ref. 843431

› SEE PAGE 506



Switched extension lead Ref. 855931

› SEE PAGE 515



10W rechargeable LED floodlight Ref. 867990

› SEE PAGE 1142



Hand cleaning cream G-ORANGE Ref. 863580

› SEE PAGE 1149



Anti-fatigue mat G-MAT SAFE Ref. 865531

› SEE PAGE 1155



5 cones kit Ref. 868022

G-HEATER 3 FORCED AIR HEATING

NEW GISS

Mobile electric heater, 3 kW with forced air. 220 V IPX4 power supply.
Built-in thermostat, stainless steel heating element, automatic shutdown system in case of overheating, automatic cooling programme after use. Robust design (steel body).
Air flow: 386 m³/h. Heating area: 30 m².
Weight: 6.66 kg. Dimensions: 315x330x400 mm.

Engine rating/power	Power supply	Ref.
3 kW	220 V	879779



G-HEATER 15 FORCED AIR HEATING

NEW GISS

Mobile electric heater, 15 kW with forced air. 380 V IPX4 power supply.
Built-in thermostat, stainless steel heating element, automatic shutdown system in case of overheating, automatic cooling programme after use. Robust design (steel body).
Air flow: 1766 m³/h. Heating area: 120 m².
Weight: 21.73 kg. Dimensions: 495x520x860 mm.

Engine rating/power	Power supply	Ref.
15 kW	3-phase 380 V	879781



› SEE PAGE 1060



G-THERMO ICE gloves Ref. 868089

› SEE PAGE 1098



ARBORG warm bodywarmer Ref. 873179

› SEE PAGE 1099



HAKAN warm winter jacket Ref. 873225

› SEE PAGE 1102



G-CAP Thinsulate beanie hat Ref. 855248

› SEE PAGE 1103



G-BODY thermal underwear set Ref. 854174

› SEE PAGE 1130



SOCKS G-SOCK 1 Ref. 855250

GISS



COLD AND WARM WATER DISPENSER

Steel cold and warm water dispenser
Ideal for workshops, offices and entrance halls.
With its innovative design and elegant colour, this model will fit in perfectly in any type of environment.
The GISS water dispenser is aesthetic and modern as well as simple to operate.
The model connects to fresh water mains. A water filter removes unpleasant tastes such as chlorine or impurities.

Dimensions: 330 x 350 x 1085 mm
Stainless steel and food-quality plastic water dispenser.
Flow: 30 Litres / hour
Button-operated water delivery
Stainless steel surround
Water recovery reservoir
Water filtering system for improved water quality
Automatic thermostat
Power: 95 W
Power AC 230V/50HZ - Supplied with male power plug.
Water sup ply by 1/4'' flexible black tube, with 3/8'' male thread coupler.

Supplied with a 85 goblet dispenser, mounted on the side.
Supplied with an installation kit, including: 1 Filter, a 3 metre hose and a piercing connector.
Removable active carbon filter: Ref. 854096

Products	Ref.
Water dispenser	853767
Active carbon filter	854096

What makes **the difference**

Dispensing of water actuated by a push-button: the user can choose between cold and warm water.



TUBS WITH BEAK ERGOBOX

Roebuck

Stackable beak black polypropylene tray.
Space for label.

Colour	Dimensions (LxWxH mm)	Number per box	Ref.
Black	116x112x75	48	7857846
Black	116x161x75	36	7857847
Black	116x212x75	24	7857848
Black	170x240x126	10	7857849
Black	204x340x155	8	7857850
Black	333x500x187	5	7857851



TUBS WITH BEAK MODULBOX

Roebuck

Stackable beak black polypropylene tray.
Space for label.

Colour	Dimensions (LxWxH mm)	Number per box	Ref.
Black	110x165x75	35	7857852
Black	150x230x125	35	7857853
Black	210x350x160	6	7857854
Black	310x490x190	6	7857855



TUBS WITH BEAK ECOBOX

Roebuck

Stackable beak black polypropylene tray.
Space for label.

Colour	Dimensions (LxWxH mm)	Number per box	Ref.
Black	110x90x50	41	7857856
Black	110x165x75	35	7857857
Black	155x240x125	35	7857858
Black	220x350x165	10	7857859



GISS









PULL-OUT TRAYS

Very hard HD polyethylene pull-out tray.
Multiple uses: stowing, handling, storage etc.
High mechanical, chemical (oils and greases) and thermal (operating temperature from -30°C to +70°C) resistance.
Treated flat non-slip bottom, blocking notches, reinforcement bars for increased resistance to crushing.
Wall bracket on the back, a grip handle and a label holder.
Available in 7 sizes and 4 colours

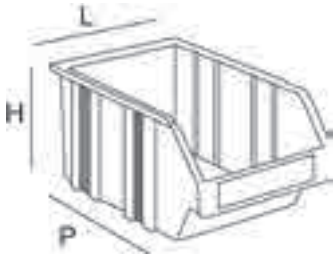





Colour	Capacity (L):	Design size (DxLxH mm)	Amount per box	Label holder dimensions (WxH mm)	Ref.
Grey	0,3	90x100x50	96	75x10	845588
Grey	1	125x125x75	60	95x15	845589
Grey	2	200x125x100	60	90x20	845590
Grey	3	225x150x125	48	120x30	845591
Grey	8	300x200x150	24	160x35	845592
Grey	16	380x250x180	20	180x40	853750
Grey	28	420x280x220	6	220x50	863343
Blue	0,3	90x100x50	96	75x10	845593
Blue	1	125x125x75	60	95x15	845594
Blue	2	200x125x100	60	90x20	845595
Blue	3	225x150x125	48	120x30	845596
Blue	8	300x200x150	24	160x35	845597
Blue	16	380x250x180	20	180x40	853749
Blue	28	420x280x220	6	220x50	863344
Red	0,3	90x100x50	96	75x10	853751
Red	1	125x125x75	60	95x15	853752
Red	2	200x125x100	60	90x20	853753
Red	3	225x150x125	48	120x30	853754
Red	8	300x200x150	24	160x35	853755
Red	16	380x250x180	20	180x40	853756
Red	28	420x280x220	6	220x50	863345
Green	0,3	90x100x50	96	75x10	853757
Green	1	125x125x75	60	95x15	853758
Green	2	200x125x100	60	90x20	853759
Green	3	225x150x125	48	120x30	853760
Green	8	300x200x150	24	160x35	853761
Green	16	380x250x180	20	180x40	853762
Green	28	420x280x220	6	220x50	863346

STACKABLE AND NESTABLE CONTAINERS

GISS

Very sturdy polypropylene bin
Versatile for storage and handling, order preparation and storage.
Open handles for efficient and easy handling
Stackable and insertable. Optional cover.

Capacity	Product	Colour	Ref.
18 L	Container	Transparent	868042
18 L	Container	Grey	868043
18 L	Container	Blue	868044
18 L	Lid	Transparent	868045
30 L	Container	Transparent	868046
30 L	Container	Grey	868047
30 L	Container	Blue	868048
30 l	Lid	Transparent	868049
54 L	Container	Transparent	868050
54 L	Container	Grey	868051
54 L	Container	Blue	868052
54 L	Lid	Transparent	868053



\+ Nestable on one side and stackable on the other
Optional cover



What makes the difference



Extreme solidity: polypropylene
Stabilized in UV, reinforcements for one more
High rigidity

2 facilitating open molded handles

The handling Flat bottom for an optimized capacity



Stackable tubs in a sense, nestable in the other one!
And available in 3 colors: transparent, grey or blue



Choose among 3 Capacities:
- 18 L
- 30 L
- 54 L



Optional transparent lid for each container size.
Can be stacked on the lids.

What you need to know

THE RANGE OF THE **GISS** EURO NORM CONTAINERS

What are known as «EURO standard» containers meet dimensional requirements for optimised stacking and storage. They are interchangeable, fit perfectly and are adapted to the dimensions of the Europe pallets (80x120 cm). They allow the load to be uniformly distributed, thus ensuring stability and safety during product preparation, storage or transport operations.



The most common dimensions are:

- 300x200 mm
- **400x300** mm
- **600x400** mm
- 800x600 mm
- With heights ranging from 70 to 400 mm

The raw materials used in the manufacture of our trays have been carefully selected; Thus, the bins of the EURO GISS range are made from **pure material**. They are approved **for food contact** and **are 100% recyclable!**

The containers are light, reinforced, resistant to impact, cold, heat, and common acids and chemical products. The interior (bottom and sides) is smooth to facilitate cleaning while optimising storage of the products in the trays.



Optional lids are available to protect stored products. They are equipped with built-in hinges and snap directly onto the trays. Of course, trays can be stacked on the lids!

A purpose-made cart also enables the safe transport of the trays.



GISS NEW



\+ EURO containers perfect for storing and preparing orders

EURO CONTAINERS

Food contact

EURO stacking containers made of 100% recyclable grey food plastic. Standardised dimensions, make it easy to stack bins safely. Bins reinforced in several places for great strength and durability.
Optional lids with integrated hinges.

Product	Dimensions (LxWxH mm)	Inner Dimensions (L x W x P)	Capacity (L)	Ref.
Tray	400x300x120	356x256x110	10	879758
Tray	400x300x220	356x256x211	20	879759
Tray	400x300x320	356x256x297	30	879760
Cover	400x300x19	-	-	879761
Tray	600x400x120	555x355x105	20	879762
Tray	600x400x170	555x355x215	42	879763
Tray	600x400x220	560x360x157	30	879764
Tray	600x400x320	552x353x304	60	879765
Cover	600x400x16	-	-	879766

GISS NEW



\+ For the easy handling of EURO containers

CART FOR EURO CONTAINERS

Grey cart for EURO plastic containers. Dimensions: 600x400 mm, fitted with 4 polypropylene swivel wheels. Galvanised frame.

Ref.
879768

LIGHT HDPE PALLET

NEW GISS

Light black HDPE export pallet, moulded in one piece. Dimensions 1200x800x125 mm. Stackable for optimised storage.
Open structure for ease of cleaning Non-porous pallet, does not absorb liquids. Fully recyclable.

Dimensions (mm)	Static load (kg)	Dynamic load (kg)	Ref.
1200x800x125	1000	500	879770



+ Stackable pallet

HEAVY HDPE PALLET

NEW GISS

Heavy black HDPE pallet, moulded in a single piece. Dimensions 1200x800x150 mm. Stackable pallet.
Open structure for ease of cleaning Non-porous pallet, does not absorb liquids. Fully recyclable.

Dimensions (mm)	Static load (kg)	Dynamic load (kg)	Ref.
1200x800x150	4000	1000	879772



+ Stackable pallet

› SEE PAGE 530



Tool box Ref. 7850932

› SEE PAGE 544



Organiser box ONE series Ref. 829102

› SEE PAGE 546



MULTI BOX V system Ref. 829078

Roebuck



MULTI-PURPOSE STORAGE CASE

19 Removable units + 2 fixed compartments.

Dimensions (mm)	Ref.
460x325x80	794336

Roebuck



ORGANISER BOX ONE SERIES

Polycarbonate storage case.
Payload 13 kg.
The U profile is designed to keep your boxes in place.
11 lockable bins.
Zip fasteners.
The BOX One organisers are stackable.
Contents:
8 bins 69x79x109 mm (HxLxW).
1 bin 69x55x235 mm (HxLxW).
1 bin 69x55x157 mm (HxLxW).
1 bin 69x79x218 mm (HxLxW).

Dimensions (mm)	Ref.
79x413x330	829102

\+ Stackable, Shock absorber cover
The shock resistant lid can sustain a 5 kg load when dropped from 2m

Roebuck



ORGANISER BOX ONE SERIES A6

The U profiled lid is designed to keep the contents in place.
Payload 5 kg.
Click-lock mechanism.
Transparent cover.
Contents:
1 bin 69x79x218 mm (HxLxW).
3 bins 69x79x109 mm (HxLxw).
2 bins 69x55x235 mm (HxLxw).

Dimensions (mm)	Ref.
78x338x261	829100

Roebuck



ORGANISER BOX SERIES A11

The U profiled lid is designed to keep the contents in place
Payload 5 kg.
Click-lock mechanism.
Transparent cover.
The removable range - 11 boxes.
Contents
5 bins 47x79x109 mm (HxLxw).
2 bins 47x39x109 mm (HxLxw).
4 bins 47x55x79 mm (HxLxw).

Dimensions (mm)	Ref.
57x338x261	829098

MULTIBOX I SYSTEM

Roebuck

Contents: 4 Boxes series A 11-Removable gasket 11 buckets.
Dimensions of the Buckets:
2 buckets: 47x39x109 mm (HxLxW)
4 buckets: 47x55x79 mm (HxLxW)
5 buckets: 47x79x109 mm (HxLxW)

Dimensions (mm)	Ref.
310x376x265	829094



MULTIBOX II SYSTEM

Roebuck

Contents:
2 Box series A 11 cases - the new removable range 11 boxes.
1 Box series A 6-Removable gasket 6 buckets.
Dimensions of the Buckets:
For A 11 series:
2 buckets: 47x39x109 mm (HxLxW)
4 buckets: 47x55x79 mm (HxLxW)
5 buckets: 47x79x109 mm (HxLxW)
+
For A 6 series:
3 buckets: 69x79x109 mm (HxLxW)
1 bucket: 69x79x218 mm (HxLxW)
2 buckets: 69x55x235 mm (HxLxW)

Dimensions (mm)	Ref.
310x376x265	829090



+ Large storage capacity with minimum space

MULTIBOX III SYSTEM

Roebuck

Contents:
6 A 11 series boxes - removable range, 11 boxes.
1 A 6 series box - removable range, 6 boxes.

Dimensions (mm)	Ref.
310x376x265	829088



+ Large storage capacity with minimum space

Roebuck



+ Large storage capacity with minimum space with 2 m² of storage space

MULTI BOX IV SYSTEM

4 Boxes series A 11-Removable gasket 11 buckets.
2 Boxes series A 6-Removable gasket 6 buckets.

Dimensions (mm)	Ref.
310x376x265	829084

Roebuck



+ Large storage capacity with minimum space

MULTI BOX V SYSTEM

Contents:
8 Boxes series A 11-Removable gasket 11 buckets.
2 Boxes series A 6-Removable gasket 6 buckets.

Dimensions (mm)	Ref.
310x376x265	829078

GISS NEW



CONSTRUCTION SITE CHEST

Steel chest with reinforced hinges.
Triple folded edge for optimised rigidity.
Solid, rainproof closure.
Locking straps for lid opening.

Fitted with a padlock holder and 2 transport handles

Dimensions (cm)	Volume (L)	Weight (kg)	Ref.
65x35x35	79	10	879668
85x35x35	104	13	879669
100x50x40	200	18	879670

WOODEN TRESTLE

NEW GISS

Wooden trestle

Steel screwed compass 2 x 135 mm 0.8mm thick opening up to 180°.
Screwed hinges.
Bevelled base for greater stability.

For ref. 879665: frame assembled by gluing then screwing.

Load (kg)	Dimensions (cm)	Working height (cm)	Section (mm)	Ref.
250	80x80	76	58x28	879664
350	80x80	76	60x30	879665



STEEL TRESTLE

NEW GISS

Steel trestle

Welded corners.
Epoxy paint finish.
Holds heavy loads

Load (kg)	Dimensions (cm)	Working height (cm)	Weight (kg)	Ref.
400	79x80	76	8	879666



› SEE PAGE 501



Paint aerosol Ref. 860164

› SEE PAGE 778



Waterproof cover with eyelets Ref. 855080

› SEE PAGE 706



Safety knife strap cutter Ref. 862015

THE SHELVING RANGE BY GISS: PURCHASE GUIDE

Dimensions:

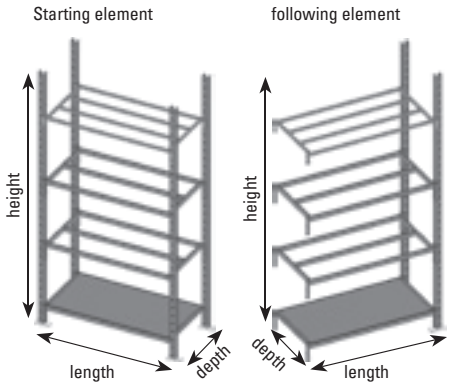



Shelving composition:

Tubular shelving

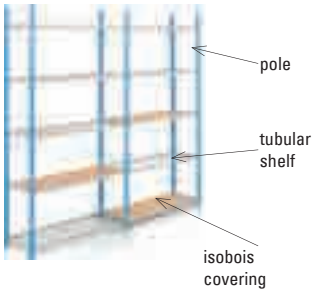

Corrugated shelf rack

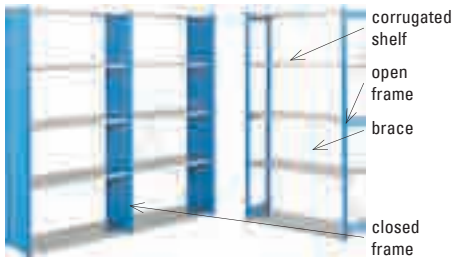

Rails and plank shelving

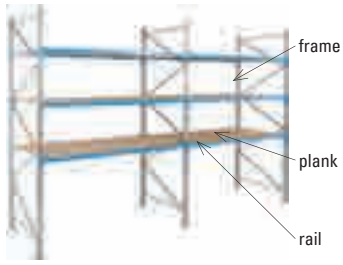

Shelving technical lexicon:

The **pole** is a vertical perforated section. The holes are used to hang the shelves, ribbands or the braces. A plastic foot or a galvanised plate is located at the end of the pole.

Frame: two poles make up a ladder. These two poles can be connected by a plate or by the ties.

The **shelves** meet the storage needs of the industry and the office. They attach directly to the pole or by means of clips. There are two types of shelves:
- **TUBULAR SHELVES**: recommended for small size objects, boxes, plastic bins, filling boxes and crates, products requiring a good aeration, areas equipped with sprinklers.
- **PANELLED SHELVES**: generally used for the storage of workbooks, suspended files, bulk objects, cardboard, plastic bins, fatty or oily products.

Isobois coverings and agglomerated coverings: as option for the tubular shelves, they allow to avoid the fall of small parts and offer a better finish to the shelving.

Braces: indispensable element to the rigidity of the panelled shelves, it is composed of two metal rods hung in the perforation of the poles.

Rail: a pair of rails are necessary to constitute a level of railed shelves. They cling to the holes of the frame and are designed to receive a plank.

Plank: it is a collection of chipboard which is positioned on two rails in order to constitute a level.

Plastic foot: inserted at the end of the pole, it protects the floor.

Galvanised plate: bolted to the end of the pole, it allows for a better distribution of the load on the ground.

Finishing:
- epoxy paint: for aesthetic shelving. Ideal in a dry environment, office, shop, reserve (indoor use exclusively).
- galvanised: treatment to make steel resistant to corrosion, shock and scratches. Ideal in wet environment and for the storage of fat or dirty products.

Important:

Always check that the ground is of sufficient quality, flat and that it can receive the desired load.
Plan to position the heavier loads at the base of the shelving for a better stability.

THE SHELVING RANGE BY GISS: PURCHASE GUIDE

A guide to buying shelving according to use:

	Load				Environment		Use	
	Light (max. 300kg)	Semi-heavy (max. 500kg)	Large	Heavy (max.2300 kg)	Dry	Moist	Simple face	Double face
G-Record	X				X	X	X	X
G-Modul	X				X	X	X	
G-Protec	X				X		X	X
G-Robust		X			X	X	X	
G-Storage		X			X		X	X
G-Longplus			X		X		X	X
G-Rack			X	X	X		X	X
G-Lever		X	X		X		X	X
G-Vertic			X		X		X	X
G-Office	X				X		X	



G-RECORD
Light shelving loads for galvanised tubular shelves (page 986)



G-MODUL
Light shelving loads for galvanised shelves sheet (page 988)



G-PROTEC
Light shelving loads for galvanised epoxy shelves (page 987)



G-ROBUST
Semi-heavy shelving loads for galvanised shelves sheet (page 990)



G-STORAGE
Semi-heavy shelving loads for galvanised tubular, sheets or wired epoxy shelves (page 991)



G-LONGPLUS
Heavy voluminous loads epoxy rail and shelf (page 993)



G-RACK
Heavy loads rail
(page 996)



G-OFFICE
Shelves sheet painted rail
(page 999)



G-VERTIC
Simple or double face vertical rail
(page 998)



G-LEVER
Semi-heavy and light loads horizontal rail (page 997)



SPECIAL SCREW AND BOLTS SOLUTION
Shelving for galvanised shelves
(page 994)



Special TOOLING solution
Shelving for galvanised shelves
(page 994)



Special MAINTENANCE solution
Shelving for sheathed shelves (page 995)

«LIGHT LOADS» RACKING

GISS



RACKING OF G-RECORD TUBULAR SHELVES

Compliant with FEM 10.2.06 & Eurocode III recommendations

A compact racking kit with perforated jacketed steel tube frame featuring an insertion point at every 40 mm, used to set the height of tubular shelves. Supplied with plastic feet and 5 tubular shelves.
Steel finish, colour blue RAL 5015 for the frame and galvanised steel for the shelves.
Optional plywood shelves for storage of small items without package.
Maximum load per rack: 1600 kg (uniformly spread depending on configuration)

APPLICATIONS
Multi purpose storage for files, cardboard boxes, mechanical items, plastic bins, tools etc.

fab.

+ A very stable rack, not requiring any cross-pieces at the back, access possible from both sides.





Isobois shelf top
for small non packed parts



Easy mounting, by simply
assembling parts to each other



Type of rack	Dimensions HxlLxD (mm)	Load capacity (per shelf) Kg	Ref.
Starting element	2000x1000x388	221	854383
Starting element	2000x1000x500	300	854385
Starting element	2000x1000x600	235	854387
following element	2000x1000x388	221	854389
following element	2000x1000x500	300	854391
following element	2000x1000x600	235	854393
5 plywood shelves	1000x388	221	854395
5 plywood shelves	1000x500	300	854397
5 plywood shelves	1000x600	235	854399
Galvanised tubular shelf	1000x388	221	856056
Galvanised tubular shelf	1000x500	300	856057
Galvanised tubular shelf	1000x600	235	856058
The kit contains 2 racing frames, H 1000 mm Blue, with sleeve (without plastic base)	-	-	856060
Plastic base	-	-	856062

Each rack consists of 5 shelves

«LIGHT LOADS» RACKING

G-PROTEC EPOXY RACK WITH TUBULAR SHELVES (with optional retaining container)

GISS



A racking kit with perforated frame featuring an insertion point at every 62.5 mm, used to set the height of welded monoblock tubular shelves. The frame comes with plastic feet
5 shelf tubular rack
Steel finish, the color of the rack frame is Blue RAL 5015 ; the colour of the shelves is Gray RAL 7035 and the colour of the retention container is Gray RAL 7035. Maximum load per rack: 1200 kg
Optional: top plate in plywood for storage of small items; steel retention container which can be placed on the shelf to stock polluting non-corrosive substances.

APPLICATIONS
ideal for storage of cardboard boxes, mechanical items and plastic containers. The optional retention container can be used to safely store polluting and non-corrosive substances.

fab.



Isobois coating for storage of small parts



Steel retention trays to install on shelves







Type of rack	Dimension (HxLxD) mm	Load capacity (per shelf) Kg	Ref.
Starting element	2000x1000x400	176	854433
Starting element	2000x1000x500	207	854435
Starting element	2000x1000x600	220	854437
Starting element	2000x1000x800	223	854439
following element	2000x1000x400	176	854441
following element	2000x1000x500	207	854443
following element	2000x1000x600	220	854445
following element	2000x1000x800	223	854447
Additional separate container	1000x400	(18,00 L)	854449
Additional separate container	1000x500	(22,50 L)	854451
Additional separate container	1000x600	(27,00 L)	854453
Additional separate container	1000x800	(36,00 L)	854455
With plywood top plate - a set of 5	1000x400	176	855107
With plywood top plate - a set of 5	1000x500	207	855108
With plywood top plate - a set of 5	1000x600	220	855109
With plywood top plate - a set of 5	1000x800	223	855110
Set of 4 galvanised end pieces for retention container	-	-	863432
Epoxy Grey tubular shelves	1000x400	176	856083
Epoxy Grey tubular shelves	1000x500	207	856084
Epoxy Grey tubular shelves	1000x600	220	856085
Epoxy Grey tubular shelves	1000x800	223	856086
Blue mounting frame	H.2000	-	856088
Mounting frame plastic base	-	-	856090

Each rack consists of 5 shelves

«LIGHT LOADS» RACKING

GISS



Galvanised shelves, ideal for storage of greasy and oily goods. Quick mounting, no screws or bolts needed, Modular : possibility to add or remove shelves without disassembling. Easy mounting : shelves can be assembled to increments with clips

G-MODUL
METAL SHEET SHELVES

Open or enclosed (solid sides) shelf rack (in kit) with plastic feet
Perforated at every 40 mm for adjustment of the metal sheet shelf height
Steel rack, finishing Epoxy Blue RAL 5015 for the frame, finishing galvanised steel for the shelves.
The rack has 5 elevated shelves.
Maximum load per span: 1600 kg.

APPLICATIONS
This rack is suitable for picking or storage of loose small items from the workshop.

fab.



Quick and easy mounting, without screws or doublets





Versions	Type of rack	Dimension (HxLxD) mm	Load capacity (per shelf) Kg	Ref.
Open shelves	Starting element	2000x1000x300	105	854401
Open shelves	Starting element	2000x1000x388	109	854403
Open shelves	Starting element	2000x1000x500	129	854405
Open shelves	Starting element	2000x1000x600	122	854407
Open shelves	following element	2000x1000x300	105	854409
Open shelves	following element	2000x1000x388	109	854411
Open shelves	following element	2000x1000x500	129	854413
Open shelves	following element	2000x1000x600	122	854415
Enclosed racks	Starting element	2000x1000x300	105	854417
Enclosed racks	Starting element	2000x1000x388	109	854419
Enclosed racks	Starting element	2000x1000x500	129	854421
Enclosed racks	Starting element	2000x1000x600	122	854423
Enclosed racks	following element	2000x1000x300	105	854425
Enclosed racks	following element	2000x1000x388	109	854427
Enclosed racks	following element	2000x1000x500	129	854429
Enclosed racks	following element	2000x1000x600	122	854431

Each rack consists of 5 shelves

«LIGHT LOADS» RACKING

SHELVING WITH STEEL SHEET SHELVES
G-MODUL

GISS



Type of rack	Dimensions HxlLxD (mm)	Ref.
Galvanised sheet metal shelf	1000x300	856064
Galvanised sheet metal shelf	1000x388	856065
Galvanised sheet metal shelf	1000x500	856066
Galvanised sheet metal shelf	1000x600	856067
Open Blue shelf rack	2000x300	856069
Open Blue shelf rack	2000x388	856070
Open Blue shelf rack	2000x500	856071
Open Blue shelf rack	2000x600	856072
Enclosed Blue shelf rack	2000x300	856074
Enclosed Blue shelf rack	2000x388	856075
Enclosed Blue shelf rack	2000x500	856076
Enclosed Blue shelf rack	2000x600	856077
Plastic base	-	856079
Cross-piece	-	856081
Galvanised roll-down divider	150x300	863393
Galvanised roll-down divider	150x388	863394
Galvanised roll-down divider	150x500	863395
Galvanised roll-down divider	200x300	863396
Galvanised roll-down divider	200x388	863397
Galvanised roll-down divider	200x500	863398
Galvanised roll-down divider	250x300	863399
Galvanised roll-down divider	250x388	863400
Galvanised roll-down divider	250x500	863401
Galvanised sheet metal bottom	2000x1000	863417
Galvanised plinth	80x1000	863424
Telescopic sliding drawer	1000x150x388	863426
Telescopic sliding drawer	1000x150x500	863427
Telescopic sliding drawer	1000x150x600	863428
Door with a lock	2000x1000	863430
Door with a lock	1000x1000	863431

RACKING FOR «SEMI-HEAVY LOADS»

GISS



G-ROBUST
METAL SHEET SHELF RACK

A racking kit with perforated metal plated frame featuring an insertion point at every 25 mm, used to set the height of metal sheet shelves.
Steel frame finishing Blue RAL 5015 ; shelves finishing galvanised steel.
Maximum load per rack up to 2500 kg

APPLICATIONS
Industrial racking for manual storage of medium loads. This is an ideal solution for service workshops, work stations, stores reserve premises

fab.

\+ Shelving compliant with FEM 10.2.06 & Eurocode 3 recommendations High load capacity. Modular for easier management and optimisation of storage space.



Shelves in sheet metal, to attach to the posts



Galvanized support, to be bolted



Type of rack	Dimension (HxLxD) mm	Load capacity (per shelf) Kg	Ref.
Starting element	2000x1000x500	310	854457
Starting element	2000x1000x600	310	854459
Starting element	2000x1000x700	280	854461
Starting element	2000x1000x800	250	854463
following element	2000x1000x500	310	854465
following element	2000x1000x600	310	854467
following element	2000x1000x700	280	854469
following element	2000x1000x800	250	854471
Starting element	2000x1250x500	310	854473
Starting element	2000x1250x600	310	854475
Starting element	2000x1250x700	280	854477
Starting element	2000x1250x800	250	854479
following element	2000x1250x500	310	854481
following element	2000x1250x600	310	854483
following element	2000x1250x700	280	854485
following element	2000x1250x800	250	854487
Metal sheet bottom	2000x1000	-	863385
Metal sheet bottom	2000x1250	-	863386
Galvanised metal sheet sides	2000x500	-	863388
Galvanised metal sheet sides	2000x600	-	863389
Galvanised metal sheet sides	2000x700	-	863390
Galvanised metal sheet sides	2000x800	-	863391
Galvanised sheet metal shelf	1000x500	-	856092
Galvanised sheet metal shelf	1000X600	-	856093
Galvanised sheet metal shelf	1000X700	-	856094
Galvanised sheet metal shelf	1000X800	-	856095
Galvanised sheet metal shelf	1250X500	-	856096
Galvanised sheet metal shelf	1250X600	-	856097
Galvanised sheet metal shelf	1250X700	-	856098
Galvanised sheet metal shelf	1250X800	-	856099
Mounting frame	2000	-	856101
Metal plate for the mounting frame	-	-	856103
Cross-piece	-	-	856105

Each rack consists of 5 shelves

RACKING FOR «SEMI-HEAVY LOADS»

UNIVERSAL G-STORAGE RACK

GISS

Compliant with FEM 10.2.06 & Eurocode III recommendations
A racking kit with perforated galvanised metal plated frame featuring an insertion point at every 62.5 mm, used to set the height of the shelf.
Maximum load per rack: 2500 kg
Steel frame finishing Grey RAL 7035 ; steel shelves Blue RAL5015.
The shelves come in 3 versions
Tubular with optional chipboard / metal sheet / grid cover plate

APPLICATIONS
Racking for manual storage of medium load in service workshops. Storage of mechanical devices in factories.

fab.

TUBULAR SHELF RACK









Versions	Type of rack	Design size (HxLxD) mm	Load capacity (per shelf) Kg	Ref.
Tubular shelf rack	Starting element	2000x1260x600	460	854489
Tubular shelf rack	Starting element	2000x1260x700	460	854491
Tubular shelf rack	Starting element	2000x1260x800	460	854493
Tubular shelf rack	Starting element	2000x1260x1000	460	854495
Tubular shelf rack	following element	2000x1260x600	460	854497
Tubular shelf rack	following element	2000x1260x700	460	854499
Tubular shelf rack	following element	2000x1260x800	460	854501
Tubular shelf rack	following element	2000x1260x1000	460	854503

Each rack contains 4 shelves

Versions	Type of rack	Load capacity (per shelf) Kg	Dimension (LxD) mm	Ref.
Optional: 4 chipboard covers	4 chipboard plates	460	1260x600	854505
Optional: 4 chipboard covers	4 chipboard plates	460	1260x700	854507
Optional: 4 chipboard covers	4 chipboard plates	460	1260x800	854509
Optional: 4 chipboard covers	4 chipboard plates	460	1260x1000	854511

Each rack contains 4 shelves

RACKING FOR «SEMI-HEAVY LOADS»

METAL SHEET SHELF RACK

GISS







Versions	Type of rack	Dimension (HxLxD) mm	Load capacity (per shelf) Kg	Ref.
Metal sheet shelf rack	Starting element	2000x1260x600	460	854513
Metal sheet shelf rack	Starting element	2000x1260x700	460	854515
Metal sheet shelf rack	Starting element	2000x1260x800	460	854517
Metal sheet shelf rack	Starting element	2000x1260x1000	460	854519
Metal sheet shelf rack	following element	2000x1260x600	460	854521
Metal sheet shelf rack	following element	2000x1260x700	460	854523
Metal sheet shelf rack	following element	2000x1260x800	460	854525
Metal sheet shelf rack	following element	2000x1260x1000	460	854527

Each rack contains 4 shelves

GRID SHELF RACKS

GISS







Versions	Type of rack	Dimension (HxLxW) mm	Load capacity (per shelf) Kg	Ref.
Grid shelf rack	Starting element	2000x1260x600	460	854529
Grid shelf rack	Starting element	2000x1260x800	460	854533
Grid shelf rack	Starting element	2000x1260x1000	460	854535
Grid shelf rack	Following element	2000x1260x600	460	854537
Grid shelf rack	Following element	2000x1260x800	460	854541
Grid shelf rack	Following element	2000x1260x1000	460	854543

Each rack contains 4 shelves

Type of rack	Dimensions (LxD) mm	Ref.
Blue epoxy tubular shelf	1260x600	856107
Blue epoxy tubular shelf	1260x700	856108
Blue epoxy tubular shelf	1260x800	856109
Blue epoxy tubular shelf	1260x1000	856110
Blue epoxy sheet metal shelf	1260x600	856112
Blue epoxy sheet metal shelf	1260x700	856113
Blue epoxy sheet metal shelf	1260x800	856114
Blue epoxy sheet metal shelf	1260x1000	856115
Blue expoxy grid shelf	1260x600	856117
Blue expoxy grid shelf	1260x800	856118
Blue expoxy grid shelf	1260x1000	856119
Grey upright	H 2000	856121
Metal plate for the mounting frame	-	856123

Each rack contains 4 shelves

« SEMI-VOLUMINOUS LOADS » RACKING

G-LONGPLUS
LONG REACH INDUSTRIAL RACK



GISS

A rack kit with ranges equipped with perforated galvanised metal plates, with an insertion point at every 50mm to allow the levels to be adjusted. Each level consists of 2 rebated end plates, which completely enclose the 19 mm chipboard plate
Maximum load is 4500 kg per range
Galvanised steel finish for the shelves and steel colour blue RAL 5015 for the end plates.

APPLICATIONS

This is an ideal solution for storage of heavy, voluminous loads in warehouses, reserve depots and workshops. The rack can be accessed from both sides, making it ideal for picking.









+ Compliant with FEM 10.2.06 & Eurocode 3 recommendations Easy and quick to assemble, the end plates are easily attached to the frame using a 3 claw fitting. The kit is supplied based on predefined dimensions freeing up space in your storage area.

Type of rack	Dimension (HxLxD) mm	Load capacity (per shelf) Kg	Ref.
Starting element	2000x1500x600	465	854545
following element	2000x1500x600	465	854547
Starting element	2500x1500x600	465	854549
following element	2500x1500x600	465	854551
additional range	1500x600	465	854553
Starting element	2000x1500x800	465	854555
following element	2000x1500x800	465	854557
Starting element	2500x1500x800	465	854559
following element	2500x1500x800	465	854561
additional range	1500x800	465	854563
Starting element	2000x1500x1000	465	854565
following element	2000x1500x1000	465	854567
Starting element	2500x1500x1000	465	854569
following element	2500x1500x1000	465	854571
additional range	1500x1000	465	854573
Starting element	2000x2000x600	324	854575
following element	2000x2000x600	324	854577
Starting element	2500x2000x600	324	854579
following element	2500x2000x600	324	854581
additional range	2000x600	324	854583
Starting element	2000x2000x800	324	854585
following element	2000x2000x800	324	854587
Starting element	2500x2000x800	324	854589
following element	2500x2000x800	324	854591
additional range	2000x800	324	854593
Starting element	2000x2000x1000	324	854595
following element	2000x2000x1000	324	854597
Starting element	2500x2000x1000	324	854599
following element	2500x2000x1000	324	854601
additional range	2000x1000	324	854603
Galvanised range	2000x600	-	856125
Galvanised range	2000x800	-	856126
Galvanised range	2000x1000	-	856127
Galvanised range	2500x600	-	863884
Galvanised range	2500x800	-	863885
Galvanised range	2500x1000	-	863886
Concrete fittings with 2 anchors	-	-	856129

All kits consist of 2 ranges except the one with a H of 2500 mm, which has 3 ranges

TRADE RACKING

GISS



SPECIAL SOLUTION FOR TOOLING: RACKING ON METAL SHEET SHELVES

Shelving with mounting frames equipped with galvanised metal plate, featuring an insertion point at every 25 mm, used to adjust the sheet metal shelves.
Steel frame finishing Blue RAL 5015 ; shelves finishing galvanised steel.
The height of the rack is 2000 mm with 5 perforated shelves (for inserting tools), fitted with metal sheet sides, a ribbed bottom (for storing pull-out containers), and 1000 mm high doors, all to allow you to store your tools safely.
The maximum load per shelf is up to 330 kg, uniformly spread out according to individual configurations.

APPLICATIONS
Ideal for storing hand tools, portable electric tools etc.

fab.

Type of rack	Dimensions HxlLxD (mm)	Load capacity (per shelf) Kg	Ref.
Starting element	2000x1000x400	330	863375
following element	2000x1000x400	330	863376
Starting element	2000x1000x500	330	863377
following element	2000x1000x500	330	863378

GISS



SPECIAL SOLUTION FOR SCREWS AND BOLTS: RACKING ON METAL SHEET SHELVES

A rack with mounting frames equipped with galvanised metal plate, featuring an insertion point at every 25 mm, used to adjust the sheet metal shelves.
Steel frame finishing Blue RAL 5015 ; shelves finishing galvanised steel.
The rack is 2000 mm high, consisting of 11 shelves, of which 9 inclined.
Each inclined shelf has 4 dividers and one front stop.
The maximum load per inclined shelf is up to 100 kg, uniformly spread out according to individual configuration.

APPLICATIONS
Ideal for storage of boxes of bolts, screws, plugs etc.

fab.

Type of rack	Dimensions HxlLxD (mm)	Load capacity (per shelf) Kg	Ref.
Starting element	2000x1000x400	100	863370
following element	2000x1000x400	100	863371
Starting element	2000x1000x500	100	863372
following element	2000x1000x500	100	863373

TRADE RACKING

SPECIAL MAINTENANCE SOLUTION FOR STORAGE ON SHEET METAL SHELVES

GISS

Shelving with mounting frames equipped with galvanised metal plate, featuring an insertion point at every 25 mm, used to adjust the sheet metal shelves.
Steel frame finishing Blue RAL 5015 ; shelves finishing galvanised steel.
The rack is 2000 mm high with 6 shelves, fitted with sheet metal sides, metal dividers (forming compartments) and retention containers, for storing pollutants and non corrosive substances.
The maximum load per shelf is up to 330 kg, uniformly spread out according to individual configurations.
Retention capacity: up to 20 litres per container depending on configuration.

APPLICATIONS
Ideal for storage of mastics, glues, sprays, lubricants etc.



Type of rack	Dimensions HxlLxD (mm)	Load capacity (per shelf) Kg	Ref.
Starting element	2000x1000x400	330	863380
following element	2000x1000x400	330	863381
Starting element	2000x1000x500	330	863382
following element	2000x1000x500	330	863383

The shelving range

THE GISS SHELVING RANGE, AN ADAPTED SOLUTION FOR YOUR STORAGE: FROM BASIC TO COMPLETE INSTALLATIONS









PALLET RACKING «HEAVY LOADS»

GISS



+ Rugged, safe and modular

G-RACK
HEAVY LOADS SHELVING

A technical solution developed to help optimize your storage according to your loads and the packaging of your products. User-adaptable load capacity. Dekra Certified product, in compliance with EN15512, EN15635, EN15620, EN15629 and EN15878 Standards Racking applications exclusively dedicated to the storage of palletized heavy loads.

- Rack decks: L.1825mm to stock 2 pallets 1200x800mm max. load: 1000kg/pallets
- Rack decks: L.2225mm to stock 2 pallets 1200x1000mm max. load: 1000kg/pallets
- Rack decks: L.2700mm to stock 3 pallets 1200x800mm max. load: 500kg/pallets
- Ladders: 80x70x1,75mm, 50mm pitch, 160x112x4mm supports, RAL5010 blue colour.
- RAL 2004 orange rack decks
- Delivered with a floor fixation kit

fab.

Type of element	Dimensions HxlLxD (mm)	Sections	Max load kg (uniformly distributed)	Ref.
Start	H.3000 x L.1825 x P.750mm (2 levels)	90x50x1,5mm	2632 kg	867860
Next	H.3000 x L.1825 x P.750mm (2 levels)	90x50x1,5mm	2632 kg	867861
Start	H.3000 x L.1825 x P.1100mm (2 levels)	90x50x1,5mm	2632 kg	867862
Next	H.3000 x L.1825 x P.1100mm (2 levels)	90x50x1,5mm	2632 kg	867863
Start	H.3000 x L.2225 x P.750mm (2 levels)	90x50x1,5mm	2204 kg	867864
Next	H.3000 x L.2225 x P.750mm (2 levels)	90x50x1,5mm	2204 kg	867865
Start	H.3000 x L.2225 x P.1100mm (2 levels)	90x50x1,5mm	2204 kg	867866
Next	H.3000 x L.2225 x P.1100mm (2 levels)	90x50x1,5mm	2204 kg	867867
Start	H.3000 x L.2700 x P.750mm (2 levels)	90x50x1,5mm	1858 kg	867868
Next	H.3000 x L.2700 x P.750mm (2 levels)	90x50x1,5mm	1858 kg	867869
Start	H.3000 x L.2700 x P.1100mm (2 levels)	90x50x1,5mm	1858 kg	867870
Next	H.3000 x L.2700 x P.1100mm (2 levels)	90x50x1,5mm	1858 kg	867871
Start	H.4500 x L.1825 x P.750mm (3 levels)	90x50x1,5mm	2632 kg	867872
Next	H.4500 x L.1825 x P.750mm (3 levels)	90x50x1,5mm	2632 kg	867873
Start	H.4500 x L.1825 x P.1100mm (3 levels)	90x50x1,5mm	2632 kg	867874
Next	H.4500 x L.1825 x P.1100mm (3 levels)	90x50x1,5mm	2632 kg	867875
Start	H.4500 x L.2225 x P.750mm (3 levels)	90x50x1,5mm	2204 kg	867876
Next	H.4500 x L.2225 x P.750mm (3 levels)	90x50x1,5mm	2204 kg	867877
Start	H.4500 x L.2225 x P.1100mm (3 levels)	90x50x1,5mm	2204 kg	867878
Next	H.4500 x L.2225 x P.1100mm (3 levels)	90x50x1,5mm	2204 kg	867879
Start	H.4500 x L.2700 x P.750mm (3 levels)	90x50x1,5mm	1858 kg	867880
Next	H.4500 x L.2700 x P.750mm (3 levels)	90x50x1,5mm	1858 kg	867881
Start	H.4500 x L.2700 x P.1100mm (3 levels)	90x50x1,5mm	1858 kg	867882
Next	H.4500 x L.2700 x P.1100mm (3 levels)	90x50x1,5mm	1858 kg	867883
Post protection	H 400mm for G-RACK	-	-	873175
Lateral protection	P 1100 x H 400 mm for G-RACK	-	-	873177

› SEE PAGE 1160



Yellow rack protection clog Ref. 880528

› SEE PAGE 892



Pallet truck 2,5T - TX2500 S3 Ref. 854230

› SEE PAGE 1058



G-ATOM general handling glove Ref. 861429

› SEE PAGE 1116



CUMBAL shoes Ref. 862005

« SEMI-LONG LOADS » RACKING

G-LEVER
LIGHT AND MEDIUM LOADS HORIZONTAL SHELVING

Ideal for the storage of your long loads (tubes, profiles, planks...)
Easy mounting by bolting arms to columns
2 available versions (simple or double face) for easy access to your goods
Removable stops in option. Column: Mid-heavy version:profile perforated 200x80x3 mm to 100 mm thread
Base: Mid-heavy version:profile «C» 200x80x25x3 mm.
Wind bracing: Framework to bolt between 2 columns
Arm: Mid-heavy version:80x60x3 mm, 80x40x2 mm or 40x40x2 mm



Types	Dimension (HxL) mm	Levels	Type of element	Max Load kg / arms	Ref.
Light simple face	2000X400	3 levels	Initial	184 kg	867885
Light simple face	2000X400	3 levels	Following	184 kg	867886
Light simple face	2000X500	3 levels	Initial	149 kg	867887
Light simple face	2000X500	3 levels	Following	149 kg	867888
Light simple face	2000X600	3 levels	Initial	124 kg	867889
Light simple face	2000X600	3 levels	Following	124 kg	867890
Light simple face	2000X700	3 levels	Initial	106 kg	867891
Light simple face	2000X700	3 levels	Following	106 kg	867892
Light simple face	2000X800	3 levels	Initial	92 kg	867893
Light simple face	2000X800	3 levels	Following	92 kg	867894
Light double face	2000X400	3 levels	Initial	184 kg	867895
Light double face	2000X400	3 levels	Following	184 kg	867896
Light double face	2000X500	3 levels	Initial	149 kg	867897
Light double face	2000X500	3 levels	Following	149 kg	867898
Light double face	2000X600	3 levels	Initial	124 kg	867899
Light double face	2000X600	3 levels	Following	124 kg	867900
Light double face	2000X700	3 levels	Initial	106 kg	867901
Light double face	2000X700	3 levels	Following	106 kg	867902
Light double face	2000X800	3 levels	Initial	92 kg	867903
Light double face	2000X800	3 levels	Following	92 kg	867904
Medium single face	2500X500	4 levels	Initial	600 kg	867905
Medium single face	2500X500	4 levels	Following	600 kg	867906
Medium single face	2500X600	4 levels	Initial	500 kg	867907
Medium single face	2500X600	4 levels	Following	500 kg	867908
Medium single face	2500X700	4 levels	Initial	400 kg	867909
Medium single face	2500X700	4 levels	Following	400 kg	867910
Medium single face	2500X800	4 levels	Initial	350 kg	867911
Medium single face	2500X800	4 levels	Following	350 kg	867912
Medium single face	2500X1000	4 levels	Initial	275 kg	867913
Medium single face	2500X1000	4 levels	Following	275 kg	867914
Medium single face	2500X1200	4 levels	Initial	200 kg	867915
Medium single face	2500X1200	4 levels	Following	200 kg	867916
Medium double face	2500X500	4 levels	Initial	600 kg	867917
Medium double face	2500X500	4 levels	Following	600 kg	867918
Medium double face	2500X600	4 levels	Initial	500 kg	867919
Medium double face	2500X600	4 levels	Following	500 kg	867920
Medium double face	2500X700	4 levels	Initial	400 kg	867921
Medium double face	2500X700	4 levels	Following	400 kg	867922
Medium double face	2500X800	4 levels	Initial	350 kg	867923
Medium double face	2500X800	4 levels	Following	350 kg	867924
Medium double face	2500X1000	4 levels	Initial	275 kg	867925
Medium double face	2500X1000	4 levels	Following	275 kg	867926
Medium double face	2500X1200	4 levels	Initial	200 kg	867927
Medium double face	2500X1200	4 levels	Following	200 kg	867928
Stubborn removable Diam 8 Lg 145mm Galva	-	-	-	-	867930
Stubboard removable Diam 8 Lg 165mm Galva	-	-	-	-	867931
Two-doubles prize with cherles	-	-	-	-	867933

PALLET RACKING «VERTICAL LOADS»

GISS



G-VERTIC SIMPLE OR DOUBLE FACE VERTICAL SHELVING

Designed for vertical storage of your long loads (tubes, profiles, planks...)
2 available versions (simple or double face) for full optimization of your storage space.
Dividers optional.
Scale:Bottle profile mounts - thickness: 50x50 mm. 1.5 mm
Double perforation in the front 50 mm pitch
Cross and diagonals «C» galvanized profile 25x15 mm sheet to bolt on to the mounts
Base for support
Smooth: 3 claws connectors welded in end
Perforated back band 65x36x12
Wind bracing: Framework to bolt between 2 columns
Base: Galvanized to bolt on the base of the scale
Accessories: End side retainer for base
Separation tube - Separation wire label holder









Type of element	Dimensions	Ref.
Start	Vertical simple face 2500x1500x600mm base 340	867935
Next	Vertical simple face 2500x1500x600mm base 340	867936
Start	Vertical simple face 2500x1800x600mm base 340	867937
Next	Vertical simple face 2500x1800x600mm base 340	867938
Start	Vertical double face 2500x1500x1200mm base 340	867939
Next	Vertical double face 2500x1500x1200mm base 340	867940
Start	Vertical double face2500x1800x1200mm base 340	867941
Next	Vertical double face 2500x1800x1200mm base 340	867942
Hoop separation	Vertical right 750x500 mm RAL7035	867944
Hoop separation	Intermediate 750x500 mm RAL7035	867945
Hoop separation	Vertical left 750x500 mm RAL7035	867946
Tube separation	Straight L350 mm RAL7035	867947
Tube separation	Intermediate L350 mm RAL7035	867948
Tube separation	Left L350 mm RAL7035	867949
Tube separation	Right L500 mm RAL7035	867950
Tube separation	Intermediate L500 mm RAL7035	867951
Tube separation	LeftL 500 mm RAL7035	867952
Fil PE separation	Right L350 mm RAL7035	867953
Fil PE separation	Intermediate L350 mm RAL7035	867954
Fil PE separation	Left L350 mm RAL7035	867955
Fil PE separation	Right L350 mm RAL7035	867956
Fil PE separation	Intermediate L350 mm RAL7035	867957
Fil PE separation	Left L350 mm RAL7035	867958

OFFICE SHELVING

G-OFFICE
SET OF SHELVES IN TOLE TABLETS

GISS



Ideal to arrange your office thanks to its numerous accessories:
- Doors
- Drawers
- Separation lockers
- Telescopic shelves

No front panel puncture for racking aesthetics.
Possibility to change the colour of your racking for a total integration in your environment.
Scale:
Profile « T « 40x37 mm perforated 40 mm pitch
2 types of scales: Open (to assemble) or closed (sheet full)
Plastic foot, platinum galvanised metal 67x52x2.5 mm or 2.5 galvanised wedge
Tablet:
Folded plate thickness 0.8 mm, height 32 mm, fixed by clips to the inside of the mounts
Panelled tablet full or perforated (pitch 50 mm) for the insertion of dividers
Cross-piece:
The spider ensures the rigidity of the set

fab.

Type of element	Height (cm)	Depth (cm)	Max load kg (uniformly distributed)	Ref.
Start	100	30	105	867960
Next	100	30	105	867961
Start	100	38,8	109	867962
Next	100	38,8	109	867963
Start	100	50	129	867964
Next	100	50	129	867965
Start	100	60	122	867966
Next	100	60	122	867967
Start	200	30	105	867968
Next	200	30	105	867969
Start	200	38,8	109	867970
Next	200	38,8	109	867971
Start	200	50	129	867972
Next	200	50	129	867973
Start	200	60	122	867974
Next	200	60	122	867975
Tole bottom	100	-	-	867976
Tole bottom	200	-	-	867977
Door with look	100	-	-	867978
Door with look	200	-	-	867979
Sliding separation	20	38,8		867980
Baseboad width 100 cm	-	-	-	867981
Tablette consultation width 100 cm	-	38,8	-	867982


Cleaning





VACUUM CLEANERS 994

VACUUM CLEANERS 996
VACUUM CLEANER ACCESSORIES 1007



HIGH-PRESSURE CLEANERS 1009



CLEANING PRODUCTS 1014



TECHNICAL WIPES 1019



WASTE DISPOSAL 1022



CLEANING TROLLEY 1024



CLEANING EQUIPMENT 1025

What you need to know

THE GISS VACUUM CLEANERS RANGE

GISS has created a full range of dust, water and water and dust vacuum cleaners and accessories to meet your requirements for both conventional and heavy industrial cleaning.

Each model was designed to meet your specific needs: features (larger container volume, reduced jamming, low noise, more filtering etc.), standard and optional accessories make our vacuum cleaners adaptable to all your cleaning circumstances.

CHOOSING YOUR GISS VACUUM CLEANER

Please bear the following in mind when choosing your vacuum cleaner:

- **Type of cleaning:** dust only or water and dust,
- **Capacity and material of the container:** depending on the surface and/or volume of waste to be cleaned or the frequency of emptying of the container (the compactness of the appliance may be a determining factor for example if used in restricted spaces or if storage space is a concern),
- **Necessary performance:** (in terms of power, airflow, vacuum and number of motors): depending on the weight of the waste and/or the speed of intervention required,
- **Filtration level:** based on the type of particles to be filtered (particle size and hazardousness) or the level of hygiene in the work environment,
- **Noise level:** a good balance between power and noise level may be a major factor if the appliance is used in the presence of other workers (in production for example),
- **Accessories supplied as standard and optional:** to adapt to specific tasks, for example HEPA cartridges, an anti clogging pre-filter or special nozzles.



Below is a table summarising the main features of the GISS ranges which will help you to identify quickly the vacuum cleaner model to meet your demands!

The GISS team will be happy to assist you in making the right choice!



How to choose?

	GIX portable appliance range	R3D Range Light and compact – for use in small surface areas and/or periodic use		
Model	**GIX**	**R3D-61PS**	**R3D-201EPS**	**P16-D**
Ref GISS	853742 	863564 	866307 	866309 
Vacuum cleaner type	Dust	Dust	Water and dust	Dust
Total tank capacity	6 L	10 L	20 L	16 L
Tank type	Plastic	Plastic	Plastic	Recycled plastic
Number of motors	1	1	1	1
Motor type(s)	Standard	Standard	Standard	Standard
Maximum power (W)	1200	900	1400	900
Clogging indicator	No	No	No	No
Airflow (m³/h)	162	108	108	210
Vacuum (kPa)	20	22	18	22
Noise level Db	72,6	72	78	69
Diameter of accessories (mm)	32	32	32	36
Empty weight (kg)	3	5	5	8
Dimensions of cleaner (cm)	39 x 28 x 21	33 x 32 x 31	35 x 32 x 52,5	38 x 37 x 50
See page	1004	1005	1006	1007

How to **choose?**

FILTER TYPES

Depending on the type of vacuum cleaner chosen, the suctioned air can be filtered with a bag or filters (conical filter, cartridge washable or not, HEPA cartridge high efficiency Air particulate) to avoid releasing fine particles into the air, while avoiding damage to the motor. Please bear in mind the nature of the dust: wet, hygroscopic, clogging, encrusting, corrosive, hard, flammable, hot, toxic, soluble or greasy. It is therefore crucial to know the type of dust you wish to clean and select the appropriate filter. The cost, maintenance, performance, service life and properties of the dust will determine the choice of cleaner and the appropriate filters.

The sizes of the filtered particles are:

- paper bag: fine dust (0,6-0,8 µm)
- conical filter: dust (1-3 µm)
- build-up-resistant nylon filter: for dust liable to jam the appliance and/or greasy material (1 µm)
- cartridge: fine dust (1 µm)
- HEPA cartridge: extra fine dust (0.3 µm)

The advantage of washable cartridges is that you don't have to change the filter to aspirate liquids (no switching required for handling dust to sucking up liquids or vice versa). A nylon pre-filter can be added to the conical polyester filter, to prevent build-up; the anti-static properties of this pre-filter make aspired particles slide down its surface, significantly reducing any build-up on the conical filter.

The HEPA cartridges enable filtration of finer particles of up to 0.3 µm.

A fixing ring is required to attach the cartridges (HEPA, etc.) to the vacuum cleaner air intake.

This is what makes it **different from others**

G-VAC RANGE

The G-VAC has been designed for maximum efficiency in any situation.

All the G-VAC products are supplied with a **3-YEAR GUARANTEE** and have been designed based on the following criteria:



1. Head with 2 rope hooks
2. Robust, folding carrying handle
3. Heads and containers in recycled plastic (Shock-proof polyethylene – apart from stainless steel containers)
4. Injected seal – no loss of suction and extreme durability
5. Unbreakable attachments in polyamide
6. Flexible light and tear-proof – grey or clear blue to enable quick detection of clogging
7. Ergonomic adjustable handle, aluminium and plastic hoses for maximum lightness and durability (depending on the model)
8. Numerous standard and optional accessories
9. Casters and trolleys for maximum manoeuvrability

G-VAC Range
High performance range – professional use, numerous standard and optional accessories

P27-W	S27-W	P35-W	S33-W	S45-W2	S60-W2	S60-W3
866311	866313	866315	866317	866319	866321	866323
						
Water and dust	Water and dust	Water and dust	Water and dust	Water and dust	Water and dust	Water and dust
27 L	27 L	35 L	33 L	45 L	60 L	60 L
Recycled plastic	Steel	Recycled plastic	Steel	Steel	Stainless steel with drain tap	Stainless steel with drain tap
1	1	1	1	2	2	3
Standard	Standard	Cold 2-stage with reinforced winding	Cold 2-stage with reinforced winding	Cold 2-stage with reinforced winding	Cold 2-stage with reinforced winding	Cold 2-stage with reinforced winding
1500	1500	1200	1200	2 x 1200	2 x 1200	3 x 1200
No	No	No	Yes	No	Yes	Yes
205	205	205	241	410	460	690
21	22	21	21	22	21	21
78	70	71	71	72	75	77
36	36	38	38	38	38	38
9	9	11	10	17,5	16	28
40 x 40 x 74	40 x 40 x 74	43 x 43 x 82	38 x 38 x 75	55 x 60 x 96	72 x 56 x 115	72 x 56 x 115
1008	1009	1010	1011	1012	1013	1014

GISS



PORTABLE DUST VACUUM CLEANER 6 LITRES GIX-6PS

Compact portable dust vacuum cleaner can be carried using a strap or a handle. Bagless Small, light and easy to handle, this vacuum cleaner is designed to access areas which are limited in space: car interiors, stairwells, space behind machines etc. 3 kg, 1200 W, canister 6 litres, 5 m cable.
GUARANTEE 1 YEAR

Series accessories:
Hard floor tool and brush
Transportation strap
Flexible hose 1 metre diameter 32 mm and bend

Maximum power (W)	Design size L x w x h (cm)	Ref.
1200	39x28x21	853742



Flat cartridge filtration ref. 861925



Filter unclogging button



Accessories holder

Technical features

Air flow rate (m^3/h)	162	Dust bag capacity (L)	NC	Number of motors	1
Vacuum (kPa)	20	Filtration level (micron)	10	Cable length (m)	4
Tank capacity (L)	6	Noise level (dB)	72,6	Vacuum weight (kg)	3

Optional accessories





2 chromed tubes+Nozzle
GIX set
Ref. 853933



Flat filtering cartridge
Ref. 861925

DUST VACUUM CLEANER 6 L R3D-61PS

Very light vacuum cleaner for easy transportation. Easy to store thanks to its compact size: fits on to a cleaning trolley or in small cupboards
GUARANTEE 1 YEAR

Series accessories: Ø 32 mm
Aluminium tube 3x50 cm
Full hose 1.5 m
Carpet nozzle
Tool kit with crevice tool and brush
1 paper bag 10 L
Cloth filter

Maximum power (W)	Design size L x w x h (cm)	Ref.
900	33x32x31	863564



+ Extremely light, compact and ergonomic, ideal for small sites and surfaces!

Technical features

Air flow rate (m^3/h)	108	Dust bag capacity (L)	10	Number of motors	1
Vacuum (kPa)	22	Filtration level (micron)	10	Cable length (m)	8
Tank capacity (L)	6	Noise level (dB)	72	Vacuum weight (kg)	5

Optional accessories



Hose lenght 1,5 m
Ref. 863576



Aluminium tube
3 x 50 cm
Ref.863570



Pedal suction nozzle
Ref. 863572



Brush and bevel kit
Ref. 863574



Sachet of 10 paper
10 L bags
Ref. 863566



Fabric filter
Ref. 863568

GISS



WATER AND DUST VACUUM CLEANER 20 L R3D-201EPS

Water & dust compact vacuum cleaner Great mobility thanks to its base with 4 castors
Ideal for small jobs, occasional use or regular cleaning
GUARANTEE 1 YEAR

Series accessories: Ø 32 mm
Grey hose 1.5m and bend
Aluminium tube 3x50 cm
Carpet tool, crevice tool brush
Cloth filter

Maximum power (W)	Design size L x w x h (cm)	Empty weight (kg)	Ref.
1400	35x32x52.5	5	866307

Technical features

Air flow rate (m^3/h)	108	Dust bag capacity (L)	20	Number of motors	1
Vacuum (kPa)	18	Filtration level (micron)	10	Cable length (m)	8
Tank capacity (L)	20	Noise level (dB)	78	Vacuum weight (kg)	5

Optional accessories



Hose lenght 1,5 m
Ref. 863576



Aluminium tube
3 x 50 cm
Ref. 863570



Pedal suction nozzle
Ref. 863572



Water nozzle
Ref. 866425



Brush and bevel kit
Ref. 863574



Sachet of 10 paper
20 L bags
Ref. 866427



Cartridge
Ref. 866429

DUST VACUUM CLEANER 16 L
G-VAC P16-D

GISS

Dust vacuum cleaner with 16 l tank in recycled plastic
Head in recycled plastic with a retractable carrying handle and 2 cable stays. Injected waterproof gasket. unbreakable polyamide tank clips.
Filtering by bag or filter
Tear-resistant transparent blue flexible pipe. Ergonomic handle with regulator
Base 2 fixed wheels + 2 castors
3 YEARS WARRANTY

Series accessories: Ø 36 mm
Transparent blue flexible pipe 2 m and bend with regulator
Metal tube 2x50 cm
Pedal nozzles, crevice tool, round and flat brush
Filter
1 10 L bag

Maximum power (W)	Design size L x w x h (cm)	Empty weight (kg)	Ref.
900	38x38x50	8	866309



+ For cleaning surfaces and demanding jobs

Technical features

Air flow rate (m^3/h)	210	Dust bag capacity (L)	10	Number of motors	1
Vacuum (kPa)	22	Filtration level (micron)	10	Cable length (m)	8,5
Tank capacity (L)	16	Noise level (dB)	69	Vacuum weight (kg)	8

Optional accessories



Blue hose transparent 2 m
Ref. 867057



Plastic elbow
Ref. 843815



Collapsible cane
Ref. 843793



Pedal suction nozzle
Ref. 843822



Flat nozzle
Ref. 843773



Bevel nozzle
Ref. 843824



Round brush nozzle
Ref. 843826



Sachet of 10 paper 10 L bags
Ref. 843898



Polyester filter
Ref. 843797

GISS



+ Standard 27 L tank volume for professional use

WATER AND DUST VACUUM CLEANER 27 L G-VAC P27-W

Dust and water vacuum cleaner with 27 L tank in recycled plastic
Head in recycled plastic with a retractable carrying handle and 2 cable stays. Injected waterproof gasket. unbreakable polyamide tank clips.
Filtration by bag, filter or cartridge. Reduced risk of clogging thanks to a nylon pre-filter
Tear-resistant grey flexible pipe Ergonomic handle with regulator Aluminium + plastic tube for optimal comfort and resistance.
Base 4 castors
3 YEARS WARRANTY

Series accessories: Ø 36 mm
grey flexible pipe 2 m and elbow with regulator
aluminium + plastic tube 2x50 cm
Nozzle roller brush (dust), lip brush (liquids), flat, round brush and crevice tool
Filter
1 20 L bag

Maximum power (W)	Design size L x w x h (cm)	Empty weight (kg)	Ref.
1500	40x40x74	9	866311

Technical features

Air flow rate (m^3/h)	205	Dust bag capacity (L)	20	Number of motors	1
Vacuum (kPa)	21	Filtration level (micron)	10	Cable length (m)	8
Tank capacity (L)	27	Noise level (dB)	78	Vacuum weight (kg)	9

Optional accessories



Blue hose transparent 2 m
Ref. 867057



Aluminium + plastic tube
Ref. 843771



Plastic elbow
Ref. 843815



Water nozzle
Ref. 843820



Strip nozzle
Ref. 843817



Bevel nozzle
Ref. 843824



Round brush nozzle
Ref. 843826



Sachet of 10 paper 20 L bags
Ref. 853812



Polyester filter
Ref. 843799

Reinforced cartridge filter (1 µm)



Reinforced cartridge
Ref. 853814

+



Securing ring for cartridge
Ref. 843805

Washable cartridge filter (1µm)

(prevents any handling operation to switch from dust to fluids and vice versa)



Washable cartridge
Ref. 853818

+



Securing ring for cartridge
Ref. 843805

Filtration of extra fine particles (0,3 µm)



HEPA cartridge
Ref. 843809

+



Securing ring for cartridge
Ref. 843805

GISS

WATER AND DUST VACUUM CLEANER 27 L
G-VAC S27-W

Water and dust vacuum cleaner with a 27 L stainless steel tank
Head in recycled plastic with a retractable carrying handle and 2 cable stays. Injected waterproof gasket. unbreakable polyamide tank clips.
Filtration by bag, filter or cartridge. Reduced risk of clogging thanks to a nylon pre-filter
Tear-resistant grey flexible pipe Ergonomic handle with regulator Aluminium + plastic tube for optimal comfort and resistance.
Base 4 castors
3 YEARS WARRANTY

Series accessories: Ø 36 mm
grey flexible pipe 2 m and elbow with regulator
aluminium + plastic tube 2x50 cm
Pedal nozzles with lips (liquids), flat, round brush and crevice tool
Filter
1 20 L bag

Maximum power (W)	Design size L x w x h (cm)	Empty weight (kg)	Ref.
1500	40x40x74	9	866313



+ Stainless steel 27 L tank

Technical features

Air flow rate (m^3/h)	205	Dust bag capacity (L)	20	Number of motors	1
Vacuum (kPa)	22	Filtration level (micron)	10	Cable length (m)	8
Tank capacity (L)	27	Noise level (dB)	70	Vacuum weight (kg)	9

Optional accessories



Black 2m long hose + 1 connector
Ref. 843828



Aluminium + plastic tube
Ref. 843771



Plastic elbow
Ref. 843815



Water nozzle
Ref. 843820



Strip nozzle
Ref. 843817



Bevel nozzle
Ref. 843824



Round brush nozzle
Ref. 843826



Antistatic kit (6 item)
Ref. 853816



Sachet of 10 paper 20 L bags
Ref. 853812



Anti-clogging nylon filter
Ref. 843811

Reinforced cartridge filter (1 µm)



Reinforced cartridge
Ref. 853814

+



Securing ring for cartridge
Ref. 843805

Washable cartridge filter (1µm)
(prevents any handling operation to switch from dust to fluids and vice versa)



Washable cartridge
Ref. 853818

+



Securing ring for cartridge
Ref. 843805

Filtration of extra fine particles (0,3 µm)



HEPA cartridge
Ref. 843809

+



Securing ring for cartridge
Ref. 843805

GISS



+ 2-stage cold motor

WATER AND DUST VACUUM CLEANER 35 L G-VAC P35-W

Water and dust vacuum cleaner with 35 L tank in recycled plastic
Head in recycled plastic with a retractable carrying handle and 2 cable stays. Injected waterproof gasket. unbreakable polyamide tank clips.
2-stage cold motor with strengthened winding.
Filtration by bag, filter or cartridge. Reduced risk of clogging thanks to a nylon pre-filter
Tear-resistant transparent blue flexible pipe. Ergonomic handle with regulator Aluminium + plastic tube for optimal comfort and resistance.
Base with 5 castors.
3 YEARS WARRANTY

Series accessories: Ø 38 mm
Transparent blue flexible pipe 4 m and elbow with regulator aluminium + plastic tube 2x50 cm
Nozzle roller brush (dust) with lips (liquids), reducer, round brush and crevice tool
Filter
1 35 L bag

Maximum power (W)	Design size L x w x h (cm)	Empty weight (kg)	Ref.
1200	43x43x82	11	866315

Technical features

Air flow rate (m^3/h)	205	Dust bag capacity (L)	35	Number of motors	1
Vacuum (kPa)	21	Filtration level (micron)	10	Cable length (m)	8
Tank capacity (L)	35	Noise level (dB)	71	Vacuum weight (kg)	11

Optional accessories



Blue hose transparent 5 m
Ref. 867055



Plastic elbow
Ref. 843783



Aluminium tube
Ref. 843781



Water nozzle
Ref. 843787



Brush nozzle with roll
Ref. 843785



Antistatic kit (10 items)
Ref. 843777



Sachet of 10 paper 35 L bags
Ref. 843900



Polyester filter
Ref. 843799



Anti-clogging nylon fi lter
Ref. 843811

Reinforced cartridge filter (1 µm)



Reinforced cartridge
Ref. 853814

+



Securing ring for cartridge
Ref. 843805

Washable cartridge filter (1µm)
(prevents any handling operation to switch from dust to fluids and vice versa)



Washable cartridge
Ref. 853818

+



Securing ring for cartridge
Ref. 843805

Filtration of extra fine particles (0,3 µm)



HEPA cartridge
Ref. 843809

+



Securing ring for cartridge
Ref. 843805

GISS

WATER AND DUST VACUUM CLEANER 33 L
G-VAC S33-W

Water and dust vacuum cleaner with stainless steel 33 L tank
Head in recycled plastic with a retractable carrying handle and 2 cable stays. Injected waterproof gasket. unbreakable polyamide tank clips.
2-stage cold motor with strengthened winding.
Filtration by bag, filter or cartridge. Clogging indicator Reduced risk of clogging thanks to a nylon pre-filter
Tear-resistant transparent blue flexible pipe. Ergonomic handle with regulator Aluminium + plastic tube for optimal comfort and resistance.
Base 2 fixed wheels + 2 castors
3 YEARS WARRANTY

Series accessories: Ø 38 mm
Transparent blue flexible pipe 4 m and elbow with regulator
aluminium + plastic tube 2x50 cm
Nozzle roller brush (dust) with lips (liquids), reducer, round brush and crevice tool
Filter
1 35 L bag

Maximum power (W)	Design size L x w x h (cm)	Empty weight (kg)	Ref.
1200	38x38x75	10	866317



+ 2-stage cold motor
Clogging telltale

Technical features

Air flow rate (m^3/h)	241	Dust bag capacity (L)	35	Number of motors	1
Vacuum (kPa)	21	Filtration level (micron)	10	Cable length (m)	8
Tank capacity (L)	33	Noise level (dB)	71	Vacuum weight (kg)	10

Optional accessories



Blue hose transparent 5 m
Ref. 867055



Plastic elbow
Ref. 843783



Aluminium tube
Ref. 843781



Water nozzle
Ref. 843787



Brush nozzle with roll
Ref. 843785



Antistatic kit (10 items)
Ref. 843777



Sachet of 10 paper 35 L bags
Ref. 843900



Polyester filter
Ref. 843799



Anti-clogging nylon fi lter
Ref. 843811

Reinforced cartridge filter (1 µm)



Reinforced cartridge
Ref. 868071

+



Securing ring for cartridge
Ref. 843805

Washable cartridge filter (1µm)
(prevents any handling operation to switch from dust to fluids and vice versa)



Washable cartridge
Ref. 868073

+



Securing ring for cartridge
Ref. 843805

Filtration of extra fine particles (0,3 µm)



HEPA cartridge
Ref. 843807

+



Securing ring for cartridge
Ref. 843805

GISS



+ 2 2-stage cold motors

WATER AND DUST VACUUM CLEANER 45 L G-VAC S45-W2

Water and dust vacuum cleaner with 45 L tank in stainless steel
Head in recycled plastic with a retractable carrying handle and 2 cable stays. Injected waterproof gasket. unbreakable polyamide tank clips.
2-stage cold motors with strengthened winding.
Filtration by bag, filter or cartridge. Reduced risk of clogging thanks to a nylon pre-filter
Tear-resistant grey flexible pipe Ergonomic handle with regulator Aluminium + plastic tube for optimal comfort and resistance.
Base 4 castors with handle
3 YEARS WARRANTY

Series accessories: Ø 38 mm
Transparent blue flexible pipe 5 m and elbow with regulator aluminium + plastic tube 2x50 cm
Nozzle roller brush (dust) with lips (liquids), reducer, round brush and crevice tool
Filter
1 60 L bag

Maximum power (W)	Design size L x w x h (cm)	Empty weight (kg)	Ref.
2 x 1200	55x60x96	17.5	866319

Technical features

Air flow rate (m^3/h)	410	Dust bag capacity (L)	60	Number of motors	2
Vacuum (kPa)	22	Filtration level (micron)	10	Cable length (m)	8
Tank capacity (L)	45	Noise level (dB)	72	Vacuum weight (kg)	17,5

Optional accessories



Blue hose transparent 5 m
Ref. 867055



Plastic elbow
Ref. 843783



Aluminium tube
Ref. 843781



Water nozzle
Ref. 843787



Brush nozzle with roll
Ref. 843785



Antistatic kit (10 items)
Ref. 843777



Sachet of 10 paper 60 L bags
Ref. 843902



Polyester filter
Ref. 843801



Anti-clogging nylon filter
Ref. 843813

Reinforced cartridge filter (1 µm)



Reinforced cartridge
Ref. 853814

+



Securing ring for cartridge
Ref. 843805

Washable cartridge filter (1µm)
(prevents any handling operation to switch from dust to fluids and vice versa)



Washable cartridge
Ref. 853818

+



Securing ring for cartridge
Ref. 843805

Filtration of extra fine particles (0,3 µm)



HEPA cartridge
Ref. 843809

+



Securing ring for cartridge
Ref. 843805

GISS

WATER AND DUST VACUUM CLEANER 60 L
G-VAC S60-W2

Water and dust vacuum cleaner with 60 L tank in stainless steel with drainage valve.
Head in recycled plastic with a retractable carrying handle and 2 cable stays. Injected waterproof gasket. unbreakable polyamide tank clips.
2-stage cold motors with strengthened winding.
Filtration by bag, filter or cartridge. Clogging indicator Reduced risk of clogging thanks to a nylon pre-filter
Tear-resistant transparent blue flexible pipe. Ergonomic handle with regulator Aluminium + plastic tube for optimal comfort and resistance.
Base 2 fixed wheels + 2 castors, with handle
3 YEARS WARRANTY
Series accessories: Ø 38 mm
Transparent blue flexible pipe 5 m and elbow with regulator
aluminium + plastic tube 2x50 cm
Nozzle roller brush (dust) with lips (liquids), reducer, round brush and crevice tool
Filter
1 60 L bag

Maximum power (W)	Design size L x w x h (cm)	Empty weight (kg)	Ref.
2 x 1200	72x56x115	16	866321



+ 2 2-stage cold motors
Clogging telltale

Technical features

Air flow rate (m^3/h)	460	Dust bag capacity (L)	60	Number of motors	2
Vacuum (kPa)	21	Filtration level (micron)	10	Cable length (m)	8
Tank capacity (L)	60	Noise level (dB)	75	Vacuum weight (kg)	16

Optional accessories



Blue hose transparent 5 m
Ref. 867055



Plastic elbow
Ref. 843783



Aluminium tube
Ref. 843781



Water nozzle
Ref. 843787



Brush nozzle with roll
Ref. 843785



Antistatic kit (10 items)
Ref. 843777



Sachet of 10 paper 60 L bags
Ref. 843902



Polyester filter
Ref. 843801



Anti-clogging nylon filter
Ref. 843813

Reinforced cartridge filter (1 µm)



Reinforced cartridge
Ref. 853814

+



Securing ring for cartridge
Ref. 843805

Washable cartridge filter (1µm)
(prevents any handling operation to switch from dust to fluids and vice versa)



Washable cartridge
Ref. 853818

+



Securing ring for cartridge
Ref. 843805

Filtration of extra fine particles (0,3 µm)



HEPA cartridge
Ref. 843809

+



Securing ring for cartridge
Ref. 843805

GISS

WATER AND DUST VACUUM CLEANER 60 L G-VAC S60-W3



Water and dust vacuum cleaner with 60 L tank in stainless steel with drainage valve. Head in recycled plastic with a retractable carrying handle and 2 cable stays. Injected waterproof gasket. unbreakable polyamide tank clips.
3 2-stage cold motors with strengthened winding.
Filtration by bag, filter or cartridge. Clogging indicator Reduced risk of clogging thanks to a nylon pre-filter
Tear-resistant transparent blue flexible pipe. Ergonomic handle with regulator Aluminium + plastic tube for optimal comfort and resistance.
Base 2 fixed wheels + 2 castors, with handle
3 YEARS WARRANTY

+ 3 2-stage cold motors
Clogging telltale

Series accessories: Ø 38 mm
Transparent blue flexible pipe 5 m and elbow with regulator aluminium + plastic tube 2x50 cm
Nozzle roller brush (dust) with lips (liquids), reducer, round brush and crevice tool
Filter
1 60 L bag

Maximum power (W)	Design size L x w x h (cm)	Empty weight (kg)	Ref.
3 x 1200	72x56x115	28	866323

Technical features

Air flow rate (m^3/h)	690	Dust bag capacity (L)	60	Number of motors	3
Vacuum (kPa)	21	Filtration level (micron)	10	Cable length (m)	8
Tank capacity (L)	60	Noise level (dB)	77	Vacuum weight (kg)	28

Optional accessories



Blue hose transparent 5 m
Ref. 867055



Plastic elbow
Ref. 843783



Aluminium tube
Ref. 843781



Water nozzle
Ref. 843787



Brush nozzle with roll
Ref. 843785



Antistatic kit (10 items)
Ref. 843777



Sachet of 10 paper 60 L bags
Ref. 843902



Polyester filter
Ref. 843801



Anti-clogging nylon filter
Ref. 843813

Reinforced cartridge filter (1 µm)



Reinforced cartridge
Ref. 853814

+



Securing ring for cartridge
Ref. 843805

Lavavle cartridge filter (1 µm)
(prevents any handling operation to switch from dust to fluids and vice versa)



Washable cartridge
Ref. 853818

+



Securing ring for cartridge
Ref. 843805

Filtration of extra fine particles (0,3 µm)



HEPA cartridge
Ref. 843809

+



Securing ring for cartridge
Ref. 843805

PAPER BAGS

GISS

Label	Ref.
10 10L bags for R3D-61PS	863566
10 20L bags for R3D-201EPS	866427
10 10L bags for G-VAC range	843898
10 20L bags for G-VAC range	853812
10 35L bags for G-VAC range	843900
10 60L bags for G-VAC range	843902





FILTERS

GISS

Label	Filtration	Compatible Models	Ref.
Flat cartridge	NC	GIX (853742)	861925
Cloth filter	NC	R3D-61PS (863564)	863568
Conical polyester filter	3	P16-D (866309)	843797
Conical polyester filter	3	P27-W (866311), P35-W (866315), S33-W (866317)	843799
Conical polyester filter	3	S60-W2 (866321), S60-W3 (866323)	843801
Anti-clogging nylon filter	5	P27-W (866311), S27-W (866313), P35-W (866315), S33-W (866317)	843811
Anti-clogging nylon filter	5	S45-W2 (866319), S60-W2 (866321), S60-W3 (866323)	843813
Cartridge	1	R3D-201EPS (866307)	866429
Reinforced cartridge	1	P27-W (866311), S27-W (866313), P35-W (866315), S33-W (866317), S45-W2 (866319), S60-W2 (866321), S60-W3 (866323)	853814
Reinforced cartridge	1	S33-W (866317)	868071
Washable cartridge	1	P27-W (866311), S27-W (866313), P35-W (866315), S33-W (866317), S45-W2 (866319), S60-W2 (866321), S60-W3 (866323)	853818
Washable cartridge	1	S33-W (866317)	868073
HEPA cartridge	0,3	P27-W (866311), S27-W (866313), P35-W (866315), S33-W (866317), S45-W2 (866319), S60-W2 (866321), S60-W3 (866323)	843809
HEPA cartridge	0.3	S33-W (866317)	843807
Cartridge securing ring	NC	Reinforced (853814 et 868071), washable (853818 et 868073), HEPA (843809 et 843807)	843805







VACUUM CLEANER ACCESSORIES

GISS



COMPLETE FLEXIBLE PIPES WITH 2 TERMINALS

Label	Diameter (mm)	Length (m)	Ref.
Complete grey flexible pipe (with bend)	32	1.5	863576
Blue	36	5	867059
Grey	38	2.5	843903
Grey	38	5	790808
Blue	38	5	867055
Grey	38	10	790809

GISS



FLEXIBLE PIPES WITH 1 TERMINAL

Label	Diameter (mm)	Length (m)	Ref.
Grey	36	2	843828
Blue	36	2	867057

GISS



TUBES & BENDS

Label	Diameter (mm)	Ref.
Aluminium tube 3x50cm	32	863570
Plastic bend	36	843815
Aluminium + plastic tube	36	843771
Telescopic rod	36	843793
Plastic bend	38	843783
Aluminium + plastic tube	38	843781

GISS



NOZZLES

Label	Diameter (mm)	Ref.
Pedal nozzle	32	863572
Water nozzle	32	866425
Brush and crevice tool kit	32	863574
Pedal nozzle	36	843822
Flat nozzle	36	843773
Bevel nozzle	36	843824
Round Brush nozzle	36	843826
Water nozzle	36	843820
Strip nozzle	36	843817
Water nozzle	38	843787
Round Brush nozzle	38	843785
Bevel nozzle	38	843789
Round Brush nozzle	45	843791
Reducer 45/38	45/38	843795

GISS



MISCELLANEOUS

Label	Diameter (mm)	Ref.
GIX accessory kit (2 accessories)	32	853933
Antistatic accessory kit (6 accessories: 2 terminals + flexible hose + bend + 2 tubes)	36	853816
Antistatic accessory kit (10 accessories: 2 terminals + flexible hose + tube with double bend + brush suction tool brush + water + crevice tool + round brush + reducer 38/35 + chain)	38	843777
Reducer 45/38	-	843795
Variable-diameter nozzle	Enables the different accessories to be adapted to the vacuum cleaner flexible pipes	863578

MOBILE COLD WATER HIGH-PRESSURE CLEANER FOR YOUR SEMI-PROFESSIONAL USES

150 SPG HP CLEANER

NEW GISS

Compact and lightweight HPC
Standard equipment supplied: handle, Lance, rotating lance and HP hose.
Pressure (maximum): 150 bars
Operating pressure: 130 bars
Water flow (maximum): 500 l/h
Pressure / Power: 230 V / 2 kW
Rotation speed: 2800 rpm
Pump: axial Alpax (aluminium-silicon alloy)
Pistons: stainless steel
Detergent tank: 1 x 1 litre
Pressure gauge: no
Power cable length: 6 m
Hose length: 8 m
Dimension (L x W x D cm): 34x33x86.5
Weight: 24 kg

1-YEAR GUARANTEE

Ref.
879774



This is what makes it **different from others**

150 SPG HP CLEANER

The SPG 150 high pressure cleaner is the best alternative for spot cleaning jobs.

Small, light and handy, it has a reel and the following included equipment:

- Gun
- Lance
- Rotating nozzle lance
- HP flexible





MOBILE COLD WATER HIGH-PRESSURE CLEANER FOR YOUR SEMI-PROFESSIONAL USES

GISS



160 SPG HP CLEANER

This is a powerful HPC, easy to use yet capable of cleaning quickly and efficiently. Designed for professionals, this cleaner is suitable for workshops, yards, medium size vehicles etc.
Pressure (maximum) 160 bars
Operating pressure 135 bars
Water flow (maximum): 600 l/h
Pressure / Power: 230 V / 3 kW
Rotation speed: 2800 tr/min
Pump: Brass Axial
Pistons: Stainless steel
Detergent reservoirs: 0,6 Litres x 2
Pressure gauge: yes
Power cable length: 5 m
Hose length: 12 m
Dimension (LxWxH cm): 38 x 33 x 84
Weight: 24 kg

2 YEARS WARRANTY

Ref.
855049







\+ Standard features:
- Multijet spray ramp (High and Low Pressure)
- Rotating Jet
- Extended Spray Gun

This is what makes it different from others



Pressure gauge

Gun storage space

Injected cap (unbreakable)

Brass axial pump x 3 stainless steel pistons



Reel supplied with 12 m of flexible hose

x 2 independent removable detergent cannisters

Support for electrical cable reel

Industrial cable with moulded socket

OPTIONAL CLEANING ACCESSORIES
HP 160 SPG HPC

20M DRAINAGE CLEARING TOOL

GISS



Length: 20 m
Nozzle thread: 1/8'' (sold separately)
Maximum pressure: 200 bars
HP connector: M22
Max flow 30L / min
Maximum temperature: 60°C

A standard stainless steel drain nozzle without front jet
1/8'' thread
Diameter 15 mm

Product	Ref.
Jetter 20 m	855171
Nozzle with 3 back-firing jets	855167

TWO-WAY JETTER

GISS



Double tube with rubber protection offering remote pressure control and cleaning product aspiration control.
Inlet M22 x 1,5 m
Outlet 2 x 1/4'' F
Length: 500 mm
Max pressure: 250 Bars
Max flow 40 L / min
Maximum temperature: 150°C

Product	Ref.
Two-way jetter	844908
1/4'' M HP nozzle	844914
1/4'' M LP nozzle	844916

ROTARY BRUSH & PRO COARSE BRUSH

GISS



Rotating brush
Length: 700 mm
Max pressure: 30 Bars
Max flow rate: 30 L / min
Max temperature: 60 ° C

Brush broom
Length: 500 mm
Max pressure: 50 Bars
Max flow rate: 40 L / min
Max temperature: 60 ° C
HP connection: M22

Product	Ref.
Rotary brush	844895
Coarse brush	844897

MOBILE COLD WATER HIGH-PRESSURE CLEANER FOR YOUR PROFESSIONAL AND INTENSIVE USES

GISS



150 EXP HP CLEANER

This powerful industrial HPC is robust, multi purpose, is fully equipped to meet diverse industry requirements. It is ideal for cleaning persistent dirt in the fields of construction, agriculture etc.

Pressure (maximum) 150 bars
Water flow (maximum): 660 l/h
Pressure / Power: 230 V / 3.2 kW
Rotation speed: 1400 rpm
Pump: Brass radial rod pump
Pistons : x 3 Ceramic
Detergent reservoirs: 7,5 Litres x 1
Pressure gauge: yes
Power cable length: 4,5 m
Hose length: 15 m
Dimension (LxWxH cm): 75 x 43 x 88
Weight: 48 kg

3 YEARS WARRANTY

Ref.
855051

+ Motor/Low-speed pump, more endurable and intensive
+ Temporised automatic stop when slackening trigger
+ Strong aluminium handling chassis

This is what makes it different from others



OPTIONAL CLEANING ACCESSORIES
HP 150 EXP HPC

20M DRAINAGE CLEARING TOOL

GISS



Length: 20 m
Nozzle thread: 1/8'' (sold separately)
HP connector: M22
Maximum pressure: 200 bars. Max flow 30 L / min
Maximum temperature: 60° C

A standard stainless steel drain nozzle without front jet
1/8'' thread
Diameter 15 mm

Product	Ref.
Jetter 20 m	855171
Nozzle with 3 back-firing jets	855167

SURFACE CLEANER

GISS



Ideal for washing of industrial communal areas, car parks, swimming pools, pavements, terraces as well as for agricultural use: it is back-splash proof, very easy to use, silent & offering effective cleaning without detergent.
Number of nozzles 2. Diameter: 40 cm.
Max pressure: 300 bars. Max flow 40 L/min
Maximum temperature: 80°C

Product	Ref.
Surface cleaner	855159
1/4» 015 HP nozzle	855161

ROTARY BRUSH & PRO COARSE BRUSH

GISS



Rotating brush
Length: 700 mm
Max pressure: 30 Bars
Max flow rate: 30 L / min
Max temperature: 60 ° C

Brush broom
Length: 500 mm
Max pressure: 50 Bars
Max flow rate: 40 L / min
Max temperature: 60 ° C
HP connection: M22

Product	Ref.
Rotary brush	844895
Coarse brush	844897

TELESCOPPIC JETTER 2 A 5 M

GISS



Telescopic jetter with integrated gun:
Made with fibreglass (very light: 3,9 kg), designed for pressure of up to 275 bar, this jetter can be used from a distance of 2 m to 5 m, and is suitable for hot water of up to 80° C. (sold without nozzle)
Inlet thread: M22 x 1,5M
Nozzle type: 1/4 M – quick connector
Can be used with HP 160 SPG cleaner, adaptor required (please contact us).
Short bent jetter:
Specially recommended with a telescoppic jetter, when cleaning gutters (sold without nozzle)
Inlet thread: M22M
Nozzle type: 1/4 F – quick connector

Product	Ref.
Telescopic jetter	855163
Short bent jetter	855165
High pressure nozzle	855191

FLASH RANGE ALL-PURPOSE CLEANING PRODUCTS

FLASH TX-1 is an excellent «universal» water-based cleaning product suitable for most applications. Its amazing cleaning and degreasing power make this product an indispensable ingredient in every industrial , maintenance or collective activity. It provides a genuine alternative for several other, special cleaning products, often producing better results.

APPLICATIONS

Carpets, PVC and aluminium door and window frames, household appliances, woodwork, tools, blinds, mowers, boilers, dustbins, cars, insect debris, car wheels, seats, plastic surfaces, textile, smoke stains, campers, laminated floors, motorcycles, push-bikes, leather, imitation leather, boats, engines, machine work stations, HP cleaning machines, scrubber machines etc. The list could be even longer since nothing can stop this product.

STRONG POINTS

What makes this product spectacular is its dual action.

Similar to other, so called «cleaning» products, this liquid partially destroys the dirt whilst partially (or sometimes thoroughly) emulsifying the grease which needs to be removed. What is original is that in addition, it detaches the dirt from its base. The effect is impressive, as nothing seems to resist this detergent, which often makes faded and tarnished surfaces look new.

GISS

+ Ready-to-use product that does not require handling -
Easy to use, quick action, it is the ideal partner for those who are demanding and want results.

FLASH TX-1

READY-TO-USE FORMULA

	Ref.
1 L spray	845166
5 L can	845168
220 L drum	845170

Carton of 6 sprays and 4 cans.

GISS

+ Detergent water solution can vary from 5 to 25%, depending on the size of the cleaned area

FLASH TXPLUS-1

CONCENTRADED FORMULA, TO BE DILUTED

	Ref.
20 L can	845159
220 L drum	845161

GISS

+ Especially designed for High Pressure Cleaners using concentrated detergent

FLASH HPC TX-1

FOR HIGH PRESSURE CLEANING

	Ref.
20 L can	845152
220 L drum	845154



Replaces many products



UNIVERSAL DEGREASING CLEANING PRODUCTS
100% BIODEGRADABLE GREEN FLASH RANGE
ADAPTED TO CLEANING OF MATERIALS AND OBJECTS LIABLE TO GET IN CONTACT WITH FOODSTUFFS

GISS innovates and offers a new generation of professional ecofriendly cleaning products: GREEN FLASH TX-2 (ready-to-use diluted formula) and TXPLUS-2 (dilutable concentrated formula).

APPLICATIONS

Very wide use spectrum: Industrial cleaner (machine tools, facilities, furniture, floors, agrofood industry), catering (restaurants, hotels, kitchens), mechanical, automotive, agrobusiness, pour all types of floors, carpets, fabrics, velvet, stainless steel, aluminium...

STRONG POINTS

Our products are compliant with the OCDE 302-B standard, achieving a 100% biodegradability in 21 days!
They can be used to clean materials and objects liable to come into contact with food produce (can be cleaned with drinking water or water steam).
Surface reagents of plant origin (surfactant, biodegradable in both aerobic and anaerobic environment, compliant with the OCDE 301-C standard).
Does not contain EDTA, NTA or other non-biodegradable chelating agents or molecules containing phosphorus (phosphates, phosphonates...), or preservative or biocide agent, musk or nitro-musk, volatile compound or quaternary ammonium salt.

GREEN FLASH TX-2

GISS

READY-TO-USE FORMULA

	Ref.
1 L spray	863558
5 L can	863560

Carton of 6 sprays and 4 cans.



\+ Ready-to-use formula, 100% biodegradable in 21 days, for quick and easy operation while preserving the environment

GREEN FLASH TXPLUS-2

GISS

CONCENTRATED FORMULA, TO BE DILUTED

	Ref.
5 L can	863562

Carton of 4 cans.



\+ Concentrated formula, 100% biodegradable in 21 days, to dilute depending on how soiled the media to be cleaned is

FLASH PROTECT WIPES

GISS

Multi-use degreasing cleaner wipes for surfaces. Rapid and efficient action
Cleans, degreases and removes traces of resin, glue, inks, etc.
Leaves a protective film (PTFE) on the treated surface. Reinvigorates colours, makes them shine and restores the appearance.
Non-flammable solvent, safe for humans and the environment.
Applications: plastics, aluminium, metals, bodywork, headlights, wheel trims, leathers... ideal for industry, mechanics, workshops, collectivities....
Large-size wipes for more efficiency (24 x 17 cm).
Box of 80 wipes, filmed and closable for longer life.

	Ref.
Box of 80 wipes	865554



\+ Cleans without water, degreases, renovates and gives shine to all types of surfaces

GISS



G-WASH CONCENTRATED WASHING UP LIQUID

Yellow concentrated washing up liquid, with lemon flavour
Volume 1l
pH 7 (pure).
Special formula for hand washing of kitchen utensils. The liquid can also be used to wash floors, walls, worktops, laminated surfaces, vehicles etc.

Volume (l)	Ref.
1	862394

GISS



ALL SURFACES CLEANING SPRAY

Immediate action Spray, ready to use. Cleans and degreases thoroughly, leaving a pleasant scent. Capacity: 750 mL.
Removes all stains: oil, grease ink, pencil from washable surfaces. No media alteration, no rinsing required.
Read the operating instructions carefully.

Capacity (ml)	Ref.
750	818662

\+ Active ingredient, 5 seconds without rinsing

GISS



C10 PERFUMED DISINFECTING AND DE SCALING CLEANING PRODUCT

Standard: EN1276, EN 1650

Liquid, water-soluble cleaning product with floral flavour pH 2,25
Volume: 750 ml. **Sold in a cardboard box of 6 sprays**
Cleans, de-scales and disinfects all washable surfaces: wall tiles, sanitary installations, water taps, chromium, stainless steel, floor tiles. Kills bacteria fungi and viruses.
Read the operating instructions carefully.

Capacity (ml)	Ref.
750	843456

Unit rate is the carboard box of 6 sprays

› SEE PAGE 481



CL-4 screen and faceguard cleaner Ref. 868065

› SEE PAGE 481



CL-5 label remover Ref. 868067

› SEE PAGE 480



CL-2 multi-surface cleaning foam Ref. 818658

C30 - DEGREASING CLEANER

A powerful degreasing emulsifier for removing plant and mineral grease , for manual and mechanical application. pH 13.5.
Volume: 5 Litres. **Sold in a cardboard box of 2 cans**
Suitable for all washable surfaces: floors (tiles, plastic covers), walls, glazed surfaces, industrial kitchens, food industry, industrial machinery etc.
Fully soluble in water. Liquid with slight odour.
Read the operating instructions carefully.

Volume (l)	Ref.
5	843463

Unit rate is the cardboard box of 2 plastic can



GISS

+ Leaves the floors clean and not slippery

C15 - DEGREASING DISINFECTANT

EN1276, EN1650, EN14476, EN13697

Degreasing, disinfecting spray for all surfaces. Kills bacteria, fungi and viruses, pH 11,3.
Volume: 750 ml. **Sold in a cardboard box of 6 sprays**
For office equipment, door handles, telephones, worktops, tables, walls and sanitary installations.
Liquid, aromatic and fully soluble in water.
Read the operating instructions carefully.

Volume (l)	Ref.
750	843459

Unit rate is the carboard box of 6 sprays



GISS

+ Food contact

C25 - HYDRO ALCOHOLIC CLEANING SPRAY

A spray cleaning product for modern floors. Replacement for methylated spirit. pH 7,5.
Volume: 750 ml. **Sold in a cardboard box of 6 sprays**
For glazed surfaces, washable paint, office furniture, computer screens, glass etc.
Liquid with lemon flavour
Read the operating instructions carefully.

Volume (l)	Ref.
750	843461

Unit rate is the carboard box of 6 sprays



GISS

+ Easy to spread, cleans instantaneously and dries quickly

INSECTICIDES

Our selection of insecticide sprays helps you fight all types of insects:
Crawling (cockroaches etc.): rapid and long-lasting. Can be applied to areas in which these insects are usually found (plinths, floors, etc).
Flying (flies, mosquitoes etc.): perfumed, rapid and long-lasting.
Wasps and hornets: the large spray nozzle for outside use, with the range of 4 m, allows you to destroy nests safely even when they are difficult to access. Lethal, intensive and immediate effect with good elimination rate (combination of stunning and death)
Contents: 1 L.

Effective scope	Ref.
Crawling insects	863359
Flying insects	863360
Wasp and hornet spray	863361



GISS

GISS



G'VITRES CLEANER

G'VITRES is a product for cleaning windows, glass, mirrors, windscreens, screens, laminated surfaces etc. Spreads easily Cleans instantly, eliminating the need to scrub Repels water (waterproofs). Volume 750 ml

STRONG POINTS

Releases a pleasant scent of lime

Ref.
848134

GISS



G'STOP ODEUR - ODOUR REMOVER

The odour remover spray is a perfumed solution aimed at combating unpleasant odours efficiently and continuously. G'STOP ODEUR can be sprayed into the ambient air or directly on surfaces. Volume 500 ml.

APPLICATIONS

Used on the following types of premises: offices, rooms, corridors, entrance halls, car interiors, waiting rooms, meeting rooms, changing rooms, bathrooms.

STRONG POINTS

Concentrated and persistent, this product will help you eliminate unpleasant odours, leaving a fresh scent wherever it is used.

Ref.
848136

GISS



G'WC NET DE SCALING DISINFECTING CLEANER

G'WC NET is made for disinfection and hygiene of toilets. G'WC NET sticks to the surface, acts on areas which are difficult to access, restoring the original shine of the enamel. G'WC NET is suitable for septic tanks when use in normal conditions. Volume 1l

STRONG POINTS

Designated to be applied in a pure state, at 20°C, in dirty conditions, remaining in contact for 5 minutes, G'WC NET conmpliant with EN 1276 pertaining to bactericides,

Ref.
848140

GISS



G'DÉBOUCH DRAIN CLEANER

G'DÉBOUCH can be used to clean blocked drains of: toilets, urinals, kitchen and bathroom sinks, baths, showers, bidets and gutters. G'DÉBOUCH quickly destroys and liquefies plant and mineral deposits and built-ups that block your drains (hair, wipes, paper towels, greaser residues). Volume 1l

APPLICATIONS

Collectivities, industrial kitchens, shopping malls, industrial facilities and public buildings.

Ref.
848138

TECHNICAL WIPES

Wipes are required in every type of industry: whether they are used in cleaning, absorbtion, manufacturing or finishing, wipes are permanently required. The issue of price and efficiency immediately come to mind.

As each wiping tasks is slightly different, GISS has developed its G-WIPE range, manufactured from best materials, supplied in adapted package, aiming to meet most wiping needs in the industry.

The G-WIPE range has 4 combinations of wipes, manufactured from different materials:
- G-WIPE BLUE & G-WIPE TEC made of cellulose/polyester, providing a powerful technical solution,
- G-WIPE EXTRA made of cellulose/polypropylene, resistant and absorbent,
- G-WIPE SOFT made of viscose, very absorbent and suited to fragile surfaces,
- G-WIPE ONE made of cellulose/polyester/polypropylene, which is a cost-effective multi-purpose material.







This is what makes it **different from others**

ADVANTAGES OF THE G-WIPE RANGE

Hi-tec industry has an ever increasing need for quality. Since wiping is often applied in manufacturing, technical, non-woven wipes are gradually becoming indispensable.

In contrast to conventional wipes, made of cotton wool or textile tissue, the G-WIPE range seeks to enhance the wiping operations, offering many advantages:
- absorbing power,
- mechanical resistance,
- chemical resistance,
- persistence of features (in terms of both performance and dimensions),
- ease of use,
- suitability for use with food produce (where applicable),
- absence of lint
- silicone-free.
- always new and clean without foreign particles,
- convenient transportation, storage and dispensing,
- reduced amount of waste,
- etc.

Whatever you do, the G-WIPE range will make you more productive and save you money.

WHAT TECHNICAL WIPE IS BEST FOR ME?

Material	Colour scheme	Food contact	Absorbtion	Mechanical resistance,	Chemical resistance,	Rough surfaces	Fragile surfaces	Areas of use:
G-WIPE BLUE								Dry or humid: general cleaning, wiping, detaching, degreasing of all types of objects and surfaces in agricultural and food industry, hi-tec industry (pharmaceuticals, electronics, graphic art etc).
G-WIPE TEC								Dry or humid: precision cleaning and wiping, detaching, degreasing of all types of objects and surfaces in agricultural and food industry, hi-tec industry (pharmaceuticals, electronics, laboratories, quality control etc).
G-WIPE EXTRA								Multi-purpose wipes: workshops, maintenance, servicing, mechanical work, wiping of machines, replacement for conventional cloth
G-WIPE SOFT								Wiping and drying of objects, work surfaces, fragile surfaces, polishing of painted, chrome-plated or varnished objects in agricultural ad food industry, catering, kitchens, collectivities, health industry, automotive industry etc.
G-WIPE ONE								Wiping of materials and surfaces, delicate objects, polishing, gentle wiping, wiping of grease, oils, water in kitchens, restaurants, food industry, pharmaceutical laboratories, hospitals, collectivities, automotive industry, chemical industry, service workshops etc.

Resistance to oils and grease

Resistance to detergents, chlorine and alcohols

Resistance to solvents

GISS



\+ An excellent technical cloth, lint free and suitable for most applications. Can be used dry or moist

NON-WOVEN G-WIPE BLUE

Food contact

A very resistant blue wipe, absorbent and lint free, suitable for technical and precision application. Silicone-free.
Available in two packagings:
- dispensing box: cellulose/polyester, crepe surface,
- precut coil: cellulose/polyester, smooth surface.

Absorption *Mechanical resistance* *Oil & Grease Resistance* *Detergent Resistance* *Solvent Resistance* *Rough Surfaces*

	Number of formats	Format dimensions	Ref.
Dispensing box	200	28x42 cm	862419
Pack with 2 rolls	2x500	24x35 cm	862420

› SEE PAGE 1072



Disposable gloves

› SEE PAGE 1142



G-WIPES cleaning wipes Ref. 844997

› SEE PAGE 1014



Range of cleaning products

› SEE PAGE 488



Range of lubricators

NON-WOVEN G-WIPE TEC

GISS

Food contact

A very resistant wipe, absorbent and lint free, suitable for technical and precision application. Silicone-free.
cellulose/polyester, smooth surface, available in sachets or precut rolls.

Absorption *Mechanical resistance* *Oil & Grease Resistance* *Detergent Resistance* *Solvent Resistance* *Rough Surfaces*



+ White cloth for the technical and precision wiping

	Number of formats	Format dimensions	Ref.
Box with 10 sachets	10 x 50	28x35 cm	862422
Pack with 2 rolls	2x500	28x30 cm	862423

NON-WOVEN G-WIPE EXTRA

GISS

Multi-purpose wipe for common cleaning tasks. Silicone-free. Replaces traditional cloth.
Cellulose/polypropylene, smooth surface, in sachets.

Absorption *Mechanical resistance* *Oil & Grease Resistance* *Detergent Resistance* *Solvent Resistance* *Rough Surfaces*



+ Industrial wiping requiring good performance for a moderate cost

	Number of formats	Format dimensions	Ref.
Box with 5 sachets	5x130	35x42 cm	862425

NON-WOVEN G-WIPE SOFT

GISS

Food contact

Soft, very absorbent wipe for delicate surfaces. Silicone-free. Biodegradable.
100% viscose, smooth surface, available in dispenser box or as precut roll.

Absorption *Oil & Grease Resistance* *Detergent Resistance* *Solvent Resistance* *Delicate Surfaces*



+ For wiping and drying of delicate work parts and surfaces

	Number of formats	Format dimensions	Ref.
Dispensing box	50	36x60 cm	862427
Pack with 2 rolls	2x500	25x35 cm	862428

NON-WOVEN G-WIPE ONE

GISS

Food contact

Regular cleaning tasks. Resistant and absorbent, this wipe provides a good alternative for textile cloth. Silicone-free.
Cellulose/polyester/polypropylene, smooth surface, in sachets.

Absorption *Oil & Grease Resistance* *Detergent Resistance* *Delicate Surfaces*



+ The versatile solution offering an excellent quality/price ratio

	Number of formats	Format dimensions	Ref.
Box with 20 sachets	20x50	28x35 cm	862430

OUR WASTE TREATMENT RANGE

How to choose?

BINS

Flip lid	Pedal operated	Sack cart
◗ Good value for money	◗ Hygienic and convenient	◗ Easy to move, has a convenient grip handle and the sack can be firmly positioned
		

What is HACCP ? It is a working method aimed at improving the handling and control of hazards in the domain of food safety. All GISS bins are compliant with HACCP principles thanks to their:
- ease of maintenance
- polypropylene structure
- lids and pedals, which help avoid contact with refuse

GISS



MAINTENANCE CART/SACK TRANSPORTER

Polypropylene bag holder with lid and opening pedal.
With 2 fixing clips for trash bags 130 L.
Polypropylene handle (glass fibre loaded)
Assembly without screws or tools.
Indicated for introduction into HACCP plans.

HACCP

Dimensions (mm)	Weight (kg)	Ref.
510x500x940	8	852016

GISS



FLIP LIP BIN

Polypropylene lid bin.
Colour: white.
Easy to maintain.
Gripping handles on the sides.
Indicated for introduction into HACCP plans.

HACCP

Litre (L)	Dimensions (mm)	Weight (kg)	Ref.
25	320x240x520	0,9	852022
50	420x310x650	1,4	852023

GISS



PEDAL BIN

Pedal bin and polypropylene lid.
Colour: white.
Easy to maintain.
Gripping handles on the sides.
Indicated for introduction into HACCP plans.

HACCP

Litre (L)	Dimensions (mm)	Weight (kg)	Ref.
25	320x250x495	1	852018
50	400x320x630	2,1	852020

How to choose?

WASTE DISPOSAL BAGS

Types of refuse	The need	Products
- Light refuse (paper, hand towels, goblets etc) **- Bulky, blunt-edged waste** (packaging, bottles, plastic etc.)	A light, resistant and impermeable bag	UNIVERSAL GARBAGE BAG
- Regular waste (food, tins, bottles, resistant package) **- Bulky waste** (rigid boxes, workshop waste etc.)	This bag is resistant to heavyweight and tearing.	UNIVERSAL+ GARBAGE BAG
- Heavy and/or bulky waste (for instance rubble)	This bag is highly resistant to heavyweight and tearing.	RUBBLE BAG

UNIVERSAL GARBAGE BAG

GISS



For all common light and/or bulky waste (HDPE).
Types 30 to 130. The given dimensions are: 1/2 perimeter x height.
Colour: Black.

Type	Dimensions (mm)	Thickness (µ)	Number of bags per box	Ref.
30	500x650	11	20 rolls of 50 = 1000	853396
50	680x750	14	20 rolls of 25 = 500	853397
100	820x870	16	20 rolls of 25 = 500	853398
110	700x1050	18	20 rolls of 25 = 500	853399
130	800x1150	18	10 rolls of 25 = 250	853400

UNIVERSAL+ GARBAGE BAG

GISS



For all common light and/or bulky waste (LDPE).
Increased strength and resistance.
Types 30 to 130. The given dimensions are: 1/2 perimeter x height.
Colour: Black

Type	Dimensions (mm)	Thickness (µ)	Number of bags per box	Ref.
30	500x650	25	20 rolls of 25 = 500	853402
50	680x750	27	20 rolls of 25 = 500	853403
100	820x860	50	8 rolls of 25 = 200	853404
110	700x1050	55	8 rolls of 25 = 200	853405
130	800x1150	45	5 rolls of 20 = 100	853406
130	800x1150	60	5 rolls of 20 = 100	853407

RUBBLE BAG

GISS



Heavy duty bag (LDPE).
For heavy waste and/or bulky type rubble.
Increased strength and resistance.
The given dimensions are: 1/2 perimeter x height.
Colour: Black

Type	Dimensions (mm)	Thickness (µ)	Number of bags per box	Ref.
70	570x950	130	10 rolls of 10 = 100	854238

GISS



G-ONE WASHING TROLLEY

Washing trolley, made with recyclable plastic, easy to transport and disinfect. Features a strainer with foam support, for better extraction. Anti wave system. Draining tap to help you empty the bucket. Transportation handle and a beak.
Dimensions L x W x h (cm) : 57 x 30 x 71.
Weight: 4,10 kg.
Bucket volume (l): 2 x 15.
Work surface: up to 50 m².

Ref.
853953

GISS



G-PACT30 CLEANING TROLLEY

A shock-proof cleaning trolley made with recyclable plastic
Quick assembly. Easy to clean and disinfect.
Side draw bar: Polished metal.
Dimensions L x W x h (cm) : 88 x 43,5 x 65.
Weight: 8 kg (without press).
Bucket volume (l): 2 x 15.
Work surface: up to 50 m².

Ref.
853947

GISS



G-PACT35 CLEANING TROLLEY

Cleaning trolley made with shockproof material, plastic wheels with solid metal brackets.
Recyclable plastic
Easy to clean and disinfect.
Dimensions L x W x h (cm) : 76 x 89 x 111.
Weight: 15 kg.
Bucket volume (l): 2 x 6 + 2 x 15.
Bin liner volume (l) : 120.

Product	Ref.
G-PACT35	853949
120 L Reusable bag	854085

GISS



G-PACT7 CLEANING AND WASHING TROLLEY

A very compact cleaning and washing trolley. Made with shockproof material, plastic wheels with solid metal support. Recyclable plastic Easy to clean and disinfect.
Dimensions L x W x h (cm) : 76 x 104 x 112.
Weight: 19 kg.
Bucket volume (l): 2 x 6 + 2 x 15.
Bin liner volume (l) : 120.

Product	Ref.
G-PACT7	853951
120 L Reusable bag	854085

› SEE PAGE 1157



Safety sign sandwich boards

› SEE PAGE 958



Cabinet for cleaning equipment Ref. 866276

PIASSAVA - INDUSTRIAL SWEEPING BRUSH

GISS

For concrete and terrace
Metal socket Ø 28 mm.
Coarse, hard and pure «piassava» fibres.
Recommended handle: Ref 845203.

Size (cm)	Output (mm)	Ref.
31	110	845172



PVC INDUSTRIAL SWEEPING BRUSH

GISS

For asphalt and rugged concrete. Metal socket Ø 28 mm.
Recommended handle: Ref 845203.

Size (cm)	Output (mm)	Ref.
31	70	845174
60	75	845175

Batch of 12 size 31 cm - Batch of 15 size 60 cm



INDUSTRIAL SWEEPING BRUSH - SHEET METAL SCRAPPER

GISS

Industrial sweeping brush for exterior industrial work
Red PVC fibres with steel mounting socket
Reinforced metal socket Ø 28 mm.
Recommended handle: ref. 845203.

Size (cm)	Output (mm)	Ref.
31	110	849127



MIQUET BROOM - PIASSAVA

GISS

For heavy duty work, smooth concrete and terrace
Pure plant «Piassava» oiled black bristle
Polypropylene screw mounting socket.
Recommended handle: Ref 845205.

Size (cm)	Output (mm)	Ref.
25	130	845179



COCO BROOM - STRAIGHT / SCREW SOCKET

GISS

For plane interior and exterior floors
Mounting socket built into the fitting
Ø 24 mm. Coco fibre Assembled in one piece in hygienic plastic 290 mm.
Outlet: 75 mm. Number of rows: 4. Number of tufts: 68
Straight broom - recommended handle: Ref. 845504.
Screw mount - recommended handle: Ref. 845205.

Taille (cm)	Sortie (mm)	Model	Ref.
31	75	Mounting socket	845183
32	75	Right	849172



COCO BROOM REINFORCED MID SECTION

GISS

Suitable for interior and exterior use.
Assembled in one piece in hygienic plastic Non-biodegradable and unbreakable
Mounting: 370 x 55 mm
Pure plant «coco» fibre. Soft fibre. Fibre length: 75 mm.
Number of rows: 5
Recommended handle: Ref 845205.

Size (cm)	Output (mm)	Ref.
38	75	845518



GISS



COCO - INDUSTRIAL BROOM

For workshops, terraces and large premises.
Pure «coco» fibre of plant origin Ø 0,7 mm
Brass socket Ø 28 mm
Recommended handle: Ref 845203.

Size (cm)	Output (mm)	Ref.
60	78	845181

GISS



RICE STRAW BROOM 5 FIBRES

For all surfaces
«Sorgho» fibres.
Rolled, pear shaped fitting, attached by galvanised iron wire.
Stitched with polypropylene string.

Number of threads	Ref.
5	845177

GISS



TWO-TONE SCRAPPER BROOM

Hard fibre broom with «Scrapper» socket with wood screw for mounting.
Colour: green and red
Smooth PVC fibre, 116 tufts.
Screw socket Ø 24 mm.
Recommended handle: ref. 845205.

Size (cm)	Output (mm)	Ref.
38 cm	170	849169
50 cm	170	849170

Size of 38 cm for batch of 10 and size of 50 cm for batch of 4

GISS



STRAIGHT EXTERIOR BROOM

For concrete, cemented floors, bitument, compacted soil.
Polypropylene frame with beech effect. Painted to match Non-biodegradable and unbreakable
Recommended handle: Ref 845205.

Size (cm)	Output (mm)	Ref.
28,5	75	845185

GISS



NYLON FIBRE BRUSH

For smooth and semi-rugged surfaces
Polypropylene mounting socket Ø 24 mm.
Straight, white «nylon» fibre Ø 0,42 mm.
Polypropylene backing with beech effect, non biodegradable. Mounting: 220 x 64 mm.
Number of rows: 7
Recommended handle: Ref 845205.

Size (cm)	Output (mm)	Ref.
22	30	845191

\+ Can withstand hot water 90°C

GISS



NYLON FIBRE WASHING BRUSH

For all surfaces
Straight, white «nylon» fibre Ø 0,42 mm.

Size (cm)	Output (mm)	Ref.
19	35	845195

\+ Can withstand hot water 90°C

4 ROW COCO HAND BRUSH

GISS

For all surfaces
Mounting wood: 290 x 45 mm.
Pure «coco» fibre of plant origin.

Size (cm)	Output (mm)	Ref.
29	75	845187



COCO LONG HAND BRUSH

GISS

Long frame beech effect 46 cm.

Size (cm)	Output (mm)	Ref.
46	75	849157



BRUSH AND PAN PRO

GISS

Large brush and pan with rubber edge.
Dimensions: 260 x 350 mm.

Ref.
849165



LACQUERED METAL HOUSEHOLD PAN

GISS

Epoxy coated steel
Metal thickness 0,55 mm.

Ref.
845255



HOUSEHOLD PAN WITH WOODEN HANDLE

GISS

Metallic pan with lacquered frame and wooden handle.

Ref.
845522



REINFORCED FLOOR SCRAPER BROOM

GISS

Red rubber foam - 45 kg/m^3.
4 nickel-plated metal rivets
Galvanised metallic handle 15/10. Interior lath in galvanised metal 8,6/10.
Recommended handles: Ref 845504 - 849139.

Length (cm)	Ref.
45	845500
55	845501
75	845502



+ High-quality rubber foam; 4 fixing rivets

FLOOR SCRAPER

GISS

Black rubber foam - 45 kg/m^3.
Galvanised metal mounting socket
Recommended handles: Ref 845504 - 849139.

Length (cm)	Ref.
34	845491
44	845492
60	849161



GISS



ROUND BUCKET

Blue polypropylene bucket with level indicators on the inside.
Metallic handle Ø 4 mm.
Contents: 10 litres.

Capacity (L):	Ref.
10	845367

GISS



HAND AND NAIL BRUSH

Nylon hand and nail brushes.
7 lines, 104 tufts.

Size (cm)	Output (mm)	Ref.
10	15	849159

GISS



BRUSH / SWIVELLING PAN

Swivelling soft-edged pan with lid
Brush * pan kit

Ref.
849155

GISS



ERGONOMIC, MULTI-PURPOSE CLAMP

Ergonomic clamp, 82 cm, with rotating head 90°.

Ref.
849163

GISS



WALL RACK FOR BROOMS

50 cm aluminium wall support
Sliding polypropylene and elastomer rings.
Includes 2 20/30 mm rings and 1 30/40 mm ring .

Ref.
845509

SANITARY SET

GISS

Plastic toiler cup and brush set.
Polypropylene, white nylon fibre.

Ref.
849151



ALUMINIUM HANDLE

GISS

Anodised aluminium handle for scraper and brush.
Ø 23,5 tube with 4 holes.
Length: 140 cm.

Length (cm)	Ref.
140	849139



PLASTIC COATED BROOM HANDLE

GISS

Metal handle in plastic tube
End cap and attachment fitting in polypropylene.
Ø tube 21 mm.

Length (cm)	Ref.
120	845524



INDUSTRIAL SWEEPING BRUSH BROOM HANDLE

GISS

Solid wood handle. Ø 28 mm. Length: 140 cm.

Length (cm)	Ref.
140	845203



WOODEN BROOM HANDLE

GISS

Cambara wood handle. Ø 24 mm for Ø 23 mm bore. Length: 130 cm.

Length (cm)	Ref.
130	845504



WOODEN BROOM HANDLE ATTACHED WITH SCREW

GISS

Cambara wood handle. Ø 24 mm. Screw bracket
Polypropylene attachment fitting. Length: 130 cm.

Length (cm)	Ref.
130	845205



› SEE PAGE 1005



60 L vacuum cleaner Ref. 866321

› SEE PAGE 958



Cabinet for cleaning equipment Ref. 866276

GISS



STAINLESS STEEL WINDOWS SCRUBBER

Galvanised steel, PVC coated stainless steel handle
Stainless steel lug, nickel screw and 100 % ePDM extruded rubber scrubber
Length: 35 cm.

Length (cm)	Ref.
35	849129

GISS



SQUEEGEES

Aluminium tube with polypropylene blue handle
Recharge textile 100 % white woven polyamide 100 % cotton.
Length: 35 cm.

Length (cm)	Ref.
35	849133

GISS



RECTANGULAR BUCKET

Yellow polypropylene bucket with blue handle.
Dimensions: 422 x 233 x 215 mm.
Capacity 13 litres.

Capacity (L)	Ref.
13	849131

\+ Large bucket, ideal for scrubbers, squeegees and brushes.

GISS



G'VITRES CLEANER

G'VITRES is a product for cleaning windows, glass, mirrors, windshields, screens, laminated surfaces etc.Spreads easily Cleans instantly, eliminating the need to scrub Repels water (waterproofs). Volume 750 ml

STRONG POINTS

Releases a pleasant scent of lime

Ref.
848134

GISS



SUPER-REINFORCED ROUND BUCKET

Black
Capacity 14 litres.
Anis-coloured wringer

Type	Ref.
Bucket	849141
Wringer	849143

GISS



CLIP PAD

«Universal» cotton clip pad 40 cm.
Tool for 40 cm washing cloth equipped with clips (double clip for better grip).
The tool should be used with our aluminium handle 849139.

Type	Ref.
Fringe	849137
Cleaning pad	849135

Batch for 25 mops and 6 stacks-stand

COTTON FRINGE

GISS

Cotton fringe 220 g.
Screw mounted, fits handle ref 845205.

Ref.
849145



EMBOSSED, UNBLEACHED CLOTH

GISS

For terraces, rugged floors etc.
2 types of fibre:
Warp thread: cotton/polyester.
Weft thread: 75% cotton/ 25% hydrophilic.
Weight: 420 gr/m^2. Dimensions: 100 x 50 cm.

Dimensions (cm)	Ref.
100x50	845197



CEILING BRUSH

GISS

Two-tone vinyl ceiling brush with telescopic handle
from 1 m to 1,70 m in varnished metal.

Ref.
849153



FOOD-GRADE WATER FED BRUSH AND TANK

GISS

Polypropylene frame.
Blue fibre Ø 0,50 mm. Fiber length 40 mm
Number of rows: 16: Number of tufts: 192.
The water is fed through fibres
Scatters dirt. Optimal distribution of water
Water economy. One-piece water tube.
Ø 32 mm with quick coupler. Length 1.40 mm
Food grade

Type	Ref.
Tank	849149
Handle	849147







› SEE PAGE 1151



Entrance mat G-MAT CLEAN Ref. 865547

› SEE PAGE 1151



Peelable mat G-MAT LAB Ref. 865550

› SEE PAGE 1150



G-MAT mats range



Protection





HEAD PROTECTION 1036

SAFETY HELMETS 1036
GOGGLES 1037
FACE SHIELDS 1046
WELDER 1048
EARPLUGS 1049
EAR DEFENDERS 1051
RESPIRATORY MASKS 1052



HAND PROTECTION 1054

HANDLING GLOVES 1055
WELDING GLOVES 1064
CUT-RESISTANT GLOVES 1066
DISPOSABLE GLOVES 1072



BODY PROTECTION 1074

WORK CLOTHING 1076
WELDING PROTECTION 1085
HIGH VISIBILITY CLOTHING 1086
AUTUMN / WINTER COLLECTION 1094



FALL PROTECTION 1104



FEET PROTECTION 1112



DISPOSABLE PROTECTION 1131



TYPE 5/6 PROTECTIVE COVERALLS 1139



HAND HYGIENE 1142



SPILLAGE CONTROL 1143



ANTI-FATIGUE & HYGIENE MATS 1148



SITE SAFETY 1153

NEW REGULATION (EU) EPI 2016/425

The PPE Directive 89/686 becomes the PPE regulation 2016/425



Regulation 2016/425 has taken over all the essential health and safety requirements of the directive, with some improvements. As the organisation of the PPE market has evolved considerably during the last 30 years, the roles and responsibilities of all market operators: manufacturers, importers and distributors need to be clarified. It was also necessary to document the evolving practices of the Notified Bodies responsible for assessing the conformity of PPE.

The regulation entered into force on 21.04.2018. This date has been followed by a transition period going up to 2023 in several stages.
As a user, you are not constrained by the dates of the transition period. The transition period is imposed on the operator in charge of placing the product on the market, i.e. the manufacturer (or importer), in order to carry out all the work necessary for the implementation of the new Regulation:
- bringing products on the market from 21.4.2019 into conformity with the Regulation
- revision of the EC Type Examination Certificates no later than 21.4.2023.



NO TECHNICAL CHANGES! Compliance is only in terms of documentation:
- revision of the information leaflet
- changes in product marking according to PPE types
- indicating an address for contacting the manufacturer (or importer)
- making the EU Declaration of Conformity available

The GISS & Q-SAFE PPE you use remain safe and valid until the end of their life.
In fact, they were compliant with the regulations in force at the time you purchased them (Directive 89/686). In addition, the essential health and safety requirements of the directive remain unchanged in the regulation.

The GISS & Q-SAFE PPE you have in stock remain safe and valid until the end of their life, In fact, they were compliant with the regulations in force at the time you purchased them (Directive 89/686). In addition, the essential health and safety requirements of the directive remain unchanged in the regulation. so you can carry on selling them.
The main changes enjoyed by the user:



• EU Type Certificates will be valid for a maximum period of 5 years. This ensures that the user is confident that the conformity of the PPE he uses will be reviewed regularly, and if the product has been modified or if the technical best practices or standards used to test conformity have changed, the product will be re-assessed.
- Some PPE go from category 2 to category 3, and this lends even more security to products of this type because they will have to undergo annual production quality control in addition to the assessment of conformity. These are PPEs against harmful noise, against handheld chainsaw cutting, against high-pressure jets, against harmful biological agents, in cold environments with effects comparable to those of an air temperature less than or equal to -50°C.
- The regulation imposes more responsibilities on the PPE sector: manufacturers, distributors, importers, notified bodies and authorities to ensure the safety of PPEs in circulation on the market.



HEAD PROTECTION

STANDARD EN397 - PROTECTIVE HELMET FOR INDUSTRY

It specifies the physical, marking and performance requirements as well as the testing methods of the protective helmets for the industry.

Each helmet must bear a molded or printed marking giving the following indications:

The number of this European Standard.
The name or identifying mark of the manufacturer.
The year and the quarter of manufacture.
The type of helmet.
The size or size range.



STANDARD EN812 - ANTI-STRIKE CAPS FOR INDUSTRY

Industrial safety caps provide protection against clashes, and are not designed to protect against falling objects.
This standard assumes that the holder can bump several times; the test foresees a mass of 5 kg thrown 3 times with a height of 25 cm. Impact on the front, on the top and on the back.

PROTECTION OF THE FACE AND EYES

STANDARDS

BASIC STANDARDS

EN166: Specifications
EN167: Optical test methods
EN168: Non-optical test methods

STANDARDS BY TYPE OF USE

EN169: Filters for passive welding
EN170: Ultraviolet filters
EN172: Solar protection filters for industrial use
EN175: Equipment for welding work
EN379: Specifications for welding filters



EAR PROTECTION

According to the latest regulation, harmful noises are now considered an irreversible health risk.
Since April 2018, hearing protection equipment has moved from Category II to Category III.
These PPE need to pass stricter tests to ensure compliance and certification.



STANDARDS

EN352-1: The headbands
EN352-2: Earplugs
EN352-3: Headgear mounted on protective helmets in industry.
Establish requirements for construction, design, performance and test methods.
Prescribe the provision of information relating to characteristics.

RESPIRATORY PROTECTION

STANDARDS

EN149: 2001 + A1: 2009NR D: Half non reusable filter masks.
Limited to one working day (<8 hours).
The manufacturer's information leaflet shall include a warning that the mask must not be be used more than a day's work.



PROTECTION AGAINST PARTICLES, DUST AND AEROSOLS

CLASS 1 (P1 or FFP1): protection against solid particles without particular toxicity. For example: dust and mists containing calcium carbonate, kaolin, cellulose, sodium hydroxide, graphite, cotton, flour, ferrous metals, vegetable and mineral oils ...

CLASS 2 (P2 or FFP2): protection against solid aerosols and dangerous or irritating liquids.
For example: dust, mists and fumes containing calcium carbonate, sodium silicate, gypsum, cellulose, cement, sulfur, glass wool fibers, plastics, coal, softwoods, quartz, copper, aluminum, titanium, chromium, manganese ...

CLASS 3 (P3 or FFP3): protection against solid and liquid aerosols that are toxic, carcinogenic or weakly radioactive.
For example: dust, mists and fumes containing nickel, uranium, rhodium, platinum, strychnine, legionella, asbestos, ceramic fiber, rockwool, lead, concrete, silica ..., asbestos, ceramic fiber, rockwool, lead, concrete, silica…

GISS



+ Helmet life span: 5 years from the manufacturing, 3 years in use

G-TOP WORK-SITE SAFETY HELMET

Standard: EN397:2012 + A1:2012 EN50365:2002

Work-site safety helmet in polypropylene high resistance UV treated Polyamide shell 3 textile bands with 8 fixing points. Tightening rack. Sponge sweatband. Adjustable: head circumference from 53 to 63 cm. Electrical insulation. Weight: 351 g.

APPLICATIONS

All purpose conventional protection safety helmet, falling objects, shocks and projections Building, public works, industry, automotive, aeronautics…

STRONG POINTS

Rack tightening with an ergonomic wrench. Weight: 351 g.
Adaptable soundproof shells G-heart TOP (see page 1059).

Colour	Ref.
White	844876
Blue	844877
Yellow	844878

GISS



+ Resistant to extreme temperatures + 150°C/-30°C

WORKSITE HELMET SUPER TOP

Standards: EN397:2012 + A1:2012 / EN50365:2002

Worksite hard hat in ABS-PC
Polyamide shell: 3 textile bands with 8 fixing points. Sponge sweatband.
Snap fastener: adjustable size from 53 to 63 cm
2 possible positions around the head (top/bottom) for better comfort. Electrically insulated up to 1000VAC or 1500VCC.

APPLICATIONS

Special ironworks Building Construction Heavy industry Petrochemistry

STRONG POINTS

More resistant headgear thanks to moulded plastic attachments on the 3 textile bands
Snap fastener for easy adjustment
Resistant to extreme temperatures + 150°C/-30°C
Special ironworks Helmet in ABS-PC

Colour	Ref.
White	865153

GISS



ACCESSORIES FOR SAFETY HELMETS

CHINSTRAP

Pack of 10 chin straps self-breaking attachment system Adaptable to G-TOP and SUPER TOP Helmets

SWEATBAND

Pack of 10 sponge sweatbands for G-TOP and SUPER TOP safety helmets

Accessories	Ref.
Chinstrap	865151
Sweatband	865149

GISS





+ Optimal breathability

G-CAP AIR BUMP CAP

Standard EN812:2012

Bump cap with 5 cm peak.
Perfectly adapted to all head shapes and sizes. Easy adjustment by Velcro. ABS protection shell.
Machine washable or dry clean textile.
Navy blue or black colouring. One size.

APPLICATIONS

Use in warehouse, industry, agriculture, marine, industrial fisheries, maintenance, chain of mounting, second work of building…

STRONG POINTS

Reflective stripe for enhanced visibility.
Perspiring headband in sponge for optimal comfort.

Colour	Ref.
Navy blue	862094
Black	862095

GLASSES G-VISI ONE & VISI ONE PLUS

GISS

Standard: EN166 - EN170

Visitor type glasses with clear polycarbonate branches. Ventilated side shells. Perforated branches for lanyard attachment. Weight: 44 g

APPLICATIONS

Visitor, grinding, carpentry, polishing ...

STRONG POINTS

Very good peripheral vision.

Treatment/processing	Ref.
Scratch-resistant	733442
None	840350



+ Very robust and very economical

GLASSES G-TRACK ONE

GISS

Standard: EN166 - EN170

Glasses, adjustable horizontally and vertically. Polyamide mount, black colour. Polycarbonate lenses and lateral protection. Weight: 33 g

APPLICATIONS

Paint stripping, laboratory, automotive assembly, mounting work-stations, industry...

STRONG POINTS

Sidearms can be inclined and adjusted

Ref.
840352



+ Scratch-resistant treatment

CLASSIC SAFETY SPECTACLES QS2210

Q-SAFE

Standard EN166

Classic monoblock polycarbonate safety glasses. Adjustable arms. Side and front protection. Integrated nose bridge. Scratch-resistant treatment. Weight: 36 g

Ref.
6822351



SAFETY OVER-SPECS QS2110

Q-SAFE

Standard EN166

Over-specs eyewear, monoblock shape made from polycarbonate.
Top and side protection.
Compatible for wear with prescription glasses. Weight: 54 g

Ref.
6822356



› SEE PAGE 1041



G-SUPER PLUS over-spectacle Ref. 865649

Q-SAFE



WRAPLITE SAFETY SPETACLE QS2200

EN166, EN172 Standards

Lightweight glasses in polycarbonate with wraparound lens providing excellent field of vision. Block 99.9% of UV rays. Glasses with scratch-resistant coating.Weight: 24g

Shade	Treatment/processing	Ref.
Clear	Scratch-resistant	6822349
Clear	Scratch-resistant anti-fog	7806494
Smoke	Scratch-resistant	6822350
Amber	Scratch-resistant	7806493

Q-SAFE



PANOVIEW SAFETY SPECTACLES QS2220

EN166, EN172 Standards

Polycarbonate safety glasses with black sidearms.
Adjustable temple length. Soft and flexible nasal bridge for a comfortable and stable fit. Modern protective glasses with incredible field of vision. Block 99.9% of UV rays.
Weight: 25g.

STRONG POINTS

Anti-scratch coating

Shade	Treatment/processing	Ref.
Clear	Scratch-resistant	6822352
Smoke	Scratch-resistant	6822353

Q-SAFE



SPORTS SAFETY SPECTACLES QS2230

EN166, EN172 Standards

Polycarbonate safety glasses. Soft and flexible nose bridge and temples ensures a comfortable stable fit. Dual curved lens for superior vision and protection. Block 99.9% of UV rays.
Sporty design. These glasses have a permanent anti-scratch and anti-fog treatment.
Weight: 26g

STRONG POINTS

Anti-scratch and anti-fog treatment.

Shade	Treatment/processing	Frame	Ref.
Clear	Anti-scratch/anti-fog	Blue	6822354
Clear	Anti-scratch/anti-fog	Black	7806495
Smoke	Anti-scratch/anti-fog	Blue	6822355

GLASSES G-SECRET

GISS

Standard: EN166 - EN170 - EN172 (smoked version)

Ultra-surround and ultra-light glasses. Transparent solid mount, polycarbonate lens, anti-scratch treatment. Side protection. Protects against UV, 99.9% spectral filter. Weight: 27 g.

APPLICATIONS

Protection against impacts (45 m/s), good for mechanical work (lathing, milling, grinding...) inside or outside. Maintenance.

STRONG POINTS

Optimum comfort. Their superior, lateral protection gives you the feeling of security for permanent wearing.

Shade	Ref.
Clear	848117
Smoked	848118





+ Anti-scratch treatment
Offers an un-interrupted, 180° field of vision.

G-MIRAGE SPECTACLES

GISS

Standard: EN166 – EN170

Protective polycarbonate safety glasses with trendy design. Extra flat dual material sidearms (polycarbonate and TPE). Weight: 25 g

APPLICATIONS

All types of industries, inside or outside, construction and building, medical or paramedical laboratory.

STRONG POINTS

Fine and flexible, they go well with any noise-protection system and hard hat wearing.

Ref.
840356



+ Perfect ergonomy, it offers a wide field of vision.



Ergonomic for exceptional comfort

G-SUNSET SAFETY SPECTACLES

GISS

Standard: EN166

Panoramic and light multi-use protection glasses.
Co-injected arms in TPE for extreme flexibility with memory foam. Non-slip arms. Very comfortable. Weight: 29 g.

STRONG POINTS

Anti-scratch and anti-mist treatment.
Delivered with a neck cord.

Shade	Ref.
Clear	865645
Smoke 3.1	865647





+ Extreme flexibility Provided with cord

GISS



+ Very sporty look with high protection

GLASSES G-WHITE

Standard: EN166 – EN170 - EN172 (smoked version)

Ultra-surround and ultra-lightweight glasses. Anti-scratch treated polycarbonate lens. Protects against UV, 99.9% spectral filter.
Weight: 25 g.

STRONG POINTS

Its slide-resistant nose and sidearms provide a sensation of comfort no matter what the situation and the hazards. Scratch resistance treatment.

Shade	Ref.
Clear	848120
Smoked	848121

GISS



+ Wide tilting lens with eyebrow protection to provide excellent field of vision and better protection.

GLASSES G-GRINDER

Standard: EN166 – EN170

Modern protective design glasses. Polycarbonate and TPE mount, polycarbonate lens. One-piece lens providing a wide field of vision with optimal comfort. Weight: 24 g

STRONG POINTS

Anti-scratch and anti-mist treatment.

Ref.
840358

GISS



+ Ultra envelopping.

GLASSES G-WAVE

Standard: EN166 – EN170 – EN172 (smoked version)

Trendy design, very ergonomic for optimal comfort. Polycarbonate lens with enveloping frame.

APPLICATIONS

All types of industries, inside or outside, construction, maintenance...

STRONG POINTS

Slip-proof nose, anti-mist and scratch resistant treatments.
Very comfortable straight sidearms.

Shade	Ref.
Clear	854315
Smoked	854314

GISS



+ Delivered with a microfibre case

GLASSES G-SUN

Standard: EN166 – EN170 – EN172 (smoked version)

Very sporty design. Enveloping frame for optimal comfort.
Weight: 29 g. Polycarbonate lens.

STRONG POINTS

Anti-slip nose, anti-slip sidearms.
Anti-scratch and anti-mist treatment.
Delivered with a microfibre case.

Shade	Ref.
Clear	854311
Smoked	854312

G-DUSK SAFETY SPECTACLES

GISS

Standard: EN166

Safety spectacles in a sporty design Ultra-flexible co-injected arms Non-slip adjustable nose-piece Bi-coloured arms. Enveloping model with an excellent maintenance thanks to its flexible sidearms. Weight: 31 g

STRONG POINTS

K and N anti-scratch and anti-mist treatment for better resistance to scratches and mist.

Shade	Frame	Ref.
Clear	Red	865651
Clear	Blue	866250
Smoke 2.5	Red	865653
Foam and braid kit		865655



+ Absolute comfort thanks to its highly enveloping frames
K and N treatment

G-SUPER PLUS OVER-SPECTACLE

GISS

Standard: EN166

Ultra-enveloping protection over-spectacle. Guarantees maximum safety to perscription spectacle wearers. Sidearms in nylon and co-injected with TPR can be tilted in 3 positions with adjustable length feature. Flexible sidearms for better comfort. Weight: 40 g.

STRONG POINTS

Anti-scratch and anti-mist treatment.
Very wide field of protection. Permanent comfort when being used.

Shade	Ref.
Clear	865649



+ Ultra-enveloping mount Lateral, upper and lower protection

What makes the difference

G-DUSK: ULTRA-SOFT AND CONVERTIBLE



Flexible and comfortable arms

Non-slip adjustable nose bridge





Optional foam and strap kit

GISS



SPECTACLES G-GREEN

Standard: EN166

Safety spectacles in a sporty design Brow protection co-injected in TPE offering comfort and aeration while protecting the eyes from perspiration. Sidearms co-injected in TPE for maximum flexibility and comfort. Weight: 31 g

STRONG POINTS

K and N anti-scratch and anti-mist treatment for better resistance to scratches and mist.

Shade	Ref.
Clear	865641
Smoked 2.5	865643

\+ Nose-piece co-injected with TPE for more flexibility and comfort.
K and N treatment

GISS



G-RACK SAFETY SPECTACLES

Standard: EN166

What makes
the difference
Light, flexible safety spectacle in a modern design. Arms with flexible earmolds in TPE Flexible nose-piece Weight: 24 g.

STRONG POINTS

K and N anti-scratch and anti-mist treatment for better resistance to scratches and mist. Delivered with a microfibre case.

Shade	Ref.
Clear	865637
Smoke 2.5	865639

\+ Light model for incomparable comfort.
K and N glasses

What makes **the difference**

G-RACK: COMFORT, EFFICIENCY, LIGHTNESS AND DESIGN



SPECTACLE G-EVOLUTION

GISS

Standard: EN166 – EN170

Modern design spectacle, one piece polycarbonate lens with wide facial coverage. Integrated Brow Protection.
Nylon mount. Weight: 28 g

APPLICATIONS

Industries of all types including heavy industries, construction, BTP and maintenance.

STRONG POINTS

Perfect ergonomy, they offer a wide field of vision. Anti-scratch and anti-mist treatment.
Delivered with a neck cord.

Ref.
840360



+ Height and length adjustment of sidearms to perfectly adjust to the face.

SPECTACLE G-HIVIZ

GISS

Standard: EN166 – EN170 – EN172 (smoked version)

Innovative design spectacle with integrated lateral protection. Very modern and anti-slip sidearms. High Visibility Mount. Integrated eyebrow protection. Non-slip nose.

APPLICATIONS

All types of industries, inside or outside, construction and building, maintenance, machinery drivers, BTP...

STRONG POINTS

Anti-scratch and anti-mist treatment.
Ultra-light: 26g.

Shade	Ref.
Clear	854317
Smoked	854318





+ Ideal for being seen from a distance

SPECTACLE G-STEEL

GISS

Standard: EN166 – EN170 – EN172 (smoked version)

Spectacle with metal sidearms, lens in polycarbonate offering a very wide field of vision. Slip-proof sidearms and slip-proof nose.

APPLICATIONS

All types of industries, inside or outside, construction, BTP, maintenance...

STRONG POINTS

Anti-scratch and anti-mist treatment.
Weight: 32 g.

Shade	Ref.
Clear	854308
Smoked	854309





+ Metal mount aligning technology and finesse.

GISS



SPECTACLE G-SNIPER (2 in 1)

Standard: EN166 – EN170 – EN172 (smoked version)

Ultra comfortable and technical, modular spectacles. Superior protection due to the foam present on the frame. Removable sidearms with adaptable elasticated strap. Non-slip nose.

APPLICATIONS

Ideal for all mechanical hazards or activities in movement.

STRONG POINTS

Anti-scratch and anti-mist treatment.
Delivered with a microfibre case.
Weight: 30 g. sidearm version / 32 g. elasticated version

Shade	Ref.
Clear	854320
Smoked	854321

\+ Very easy to replacement sidearms with a elasticated strap.

What makes **the difference**

INTEGRATED COMFORT & PROTECTION MODULAR GLASSES 2 IN 1





Arm version (removable)



Adjustable strap version (removable)

GISS



SPECTACLE G-EVASION

Standard: EN166 – EN170 - EN172 (smoked version)

Sports design spectacle, polycarbonate lens with very wide field of vision, anti-slip nose bridge. Flexible and tilting, dual material sidearms. Weight: 30.5 g

APPLICATIONS

Industries, building and construction, machinery driver. Intensive and regular use.

STRONG POINTS

Supplied with double face protective pouch for cleaning and protection of the lens.
Anti-scratch and anti-mist treatment.

Shade	Ref.
Clear	840362
Smoked	840364

\+ Extremely lightweight, very wide field of vision, very comfortable in all situations.

G-MASK ONE SAFETY GOGGLES

GISS

Standard: EN166

PVC safety goggle with 4 breathing panels and elastic adjustment band.
Clear polycarbonate lens. Weight: 76 g

APPLICATIONS

Green space maintenance, forestry operations, quarry work, joinery, paint stripping, industry, agriculture...

STRONG POINTS

Flexible, anti-mist and anti-scratch resistant.

Ref.
840354



\+ Anti-scratch and anti-mist treatment.

G-PROGUARD SAFETY GOGGLES

GISS

Standard: EN166 – EN170

Goggles with indirect ventilation system. Polycarbonate lenses, PVC mount. Adjustable strap. Weight: 109.5 g

APPLICATIONS

Chemistry, laboratory, environments with liquid splashing hazards,
BTP, agriculture, painting...

STRONG POINTS

Anti-mist and scratch-resistant treatment. Suitable for the wearing of perscription spectacles and compatible with the wearing of respiratory masks.

Ref.
840366



\+ Equipped with an astonishing field of vision! Flexible on the face, its ergonomics offers excellent comfort



Ideal for wearing corrective glasses.



Adjustment loop for a perfect seal

G-PROGUARD PLUS SAFETY GOGGLES

GISS

Standard: EN166-EN 170

Goggle fabricated by dual-injection providing resistance and comfort for the face. PE and TPE mount, polycarbonate lens.
Angle and length adjustable strap. Weight: 86 g

APPLICATIONS

Chemistry, laboratory, environments with liquid splashing hazards, Building and construction, agriculture, painting.

STRONG POINTS

Anti-mist and scratch-resistant treatment. Suitable for the wearing over perscription spectacles and compatible with the wearing of respiratory masks.

Ref.
840368



\+ The dual-injection system guarantees comfort without problems of pressure when worn for long periods.

GISS







+ Exceptional field of vision

G-FACE CLEAR FACE SHIELD

Standard: EN166

Lift-up protector ergonomic with optimized comfort and safety. Moulded polycarbonate Face Screen providing excellent visibility.
Spherical screen: 225 x 425 mm. Weight: 350 g

APPLICATIONS

Protection against the risks of flying objects and liquids, automotive industry, building, outside work, grinding, sanding…

STRONG POINTS

Very broad spherical screen. Head-tightening, adjustable toothed rack.
Comfort foam and anti-perspiration textile band.

Colour	Ref.
G-FACE colourless	844921
Replacement visor	844924
Anti-perspiration spare bands (pack of 10)	849101

GISS



+ Ideal for forestry workers

SAFETY FACE SHIELD G-FACE GRID

Standard: EN166

Lift-up protector ergonomic with optimized comfort and safety. Face screen grill in moulded stainless steel providing very good mobility and excellent visibility. Spherical screen: 381 x 210 mm Weight: 280 g

APPLICATIONS

Protection against risks of spattering, for gardeners, landscapers, forestry workers, lumberjacks...

STRONG POINTS

Very broad spherical screen. Head-tightening, adjustable toothed rack.
Comfort foam and anti-perspiration textile band.

Colour	Ref.
G-FACE Grid	844922
Replacement visor	844926
Anti-perspiration spare bands (batch of 10)	849101

GISS NEW



LENS CLEANING WIPES

GISS wet wipes without silicone can be used to gently clean all safety goggles.
Dispenser for 100 pre-moistened wipes

Ref.
879897

GISS



CASE AND CORDS

A range of practical accessories to maintain and optimize the use of your glasses.

Type of accessories	Ref.
Microfibre pouch for glasses (pack of 10)	854323
Microfibre Pouch for goggles (pack of 10)	854325
Semi-rigid case (unit)	854329
Black cord (pack of 10)	854327

Q-SAFE



SAFETY SPECS/GOGGLE CASE AND CORD

Accessories for Q-SAFE goggles.

Products	Ref.
Microfibre case	6822360
Cord	6822359

SAFETY SPECTACLE WELDER 5

GISS

Standard: EN166: 2001 – EN170 - EN169

Spectacle with modern design, one-piece eyepiece in polycarbonate tinted 5 with a wide facial cover. Integrated Brow Protection. Nylon mount. Anti-scratch and anti-mist treatment. Weight: 28 g

APPLICATIONS

Welders goggles, protecting against light generated during welding and torch cutting (oxy-acetylene cutting). Not suitable for electric welding processes (ARC, MIG, TIG).

STRONG POINTS

Perfect ergonomy, they offer a wide field of vision. Anti-scratch and anti-mist treatment. Delivered with a neck cord.

Ref.
844928



\+ Ideal for intermittent use because of their cord
Height and length adjustment of sidearms

WELDING MASK G-SPARK HD

GISS

Standards: EN175 / EN379

4 sensor mask designed for all arc welding applications:
MMA up to 400A/TIG until 250A/MIG/MAG up to 500A
Its LCD filter protects the user even at low intensity (min 5A) with a reaction time less than 0.10 ms and with adjustments necessary for all types of welding work.
This mask offers a wide field of vision, the assurance of protection continue with its automatic solar recharging sensor and multiple adjustments for attaching to the head.
Weight: 580 g
Range of use: -10°C < +55°C
Classification: 1 / 1 / 1 / 2
Operating range: 5A to 500A
Reaction time at priming 0.08 ms
Light shade: DIN 4
UV permanent protection: DIN 15
Solar Charge + Batteries
Wide field of vision: 100 x 60 mm

Products	Ref.
G-SPARK HD Mask	856054
Inner windows (batch of 10) 106x66	856133
Outside windows (batch of 10) 114x133	856131
Eco headband (batch of 2)	855282



G-SPARK ONE WELDING MASK

GISS

Standards: EN175 / EN379

Welding Mask-2 MMA Sensors 10>400A / TIG 10>300A / MIG-MAG 10>400A
Active Filter: Tints 4/9-13
UV/IR Protection DIN 15
External settings: painting or grinding (Grind)
Internal settings: sensitivity, delay
Classification: 1/2/1/2
Light tint: 4
Dark Tint: 9/13
Reaction time: 0,3 ms
Time to clear up: auto
Field of vision: 92x42 mm
Energy: Solar
Weight: 450 g
Settings: sensitivity, delay, tint, grinding
External Protection: 116.1 x 89.5 mm
Internal Protection: 103.6 x 53 mm

Products	Ref.
G-SPARK ONE Mask	855276
Inner windows (pack of 5)	855278
Outside windows (pack of 5)	855280
Eco headband (pack of 2)	855282
Band (pack of 2)	864122



GISS







+ Variable tints DIN 9 to DIN 13
Incorporated grinding visor
160° lateral vision
Particle screening
2 airflows
Filter clogging alarm
Flat battery alarm

VENTILATED HOOD G-SPARK TECH

Standards: EN175 B and EN12941

The G-Spark Tech hood combines a light reactive unit adapted for arc welding, MIG/MAG and TIG and a large clear visor for grinding applications
The visor is certified EN 175 B and offers the welder the possibility to grind in perfect safety. The visor is in 1mm thick polycarbonate with excellent optical classes.
The framework offers rarely equalled comfort with an ergonomic and perfect forehead, ear and neck protection.
Enhanced comfort through side windows with a 160° field of view for the welder. This lateral vision is in tinted transparent polycarbonate DIN 5 Inserted in the front face lift-type, the cell enables perfect vision of the weld pool. The continuous adjustment of the welding tint from DIN 9 to DIN 13 is complemented by the adjustments in sensitivity of the 4 sensors and the time to return to clear.
The hood filters Solid and Liquid Particles (PSL) delivering clean air into the welding hood. The face seal locked onto the hood guarantees limited penetration. TH2 of contaminants inside the hood. The filter used on it is classified as «Reusable» (PRSL), and does not need to be replaced on each station. The filter clogging alarm will inform the operator that the filter needs changing.
A wide padded belt ensures perfect support and comfort of the filtering unit. Complete assembly (Hood, filter, engine, belt, pipe) delivered with its storage bag.

Products	Ref.
HOOD G-SPARK TECH	866385
EXTERNAL PROTECTION 110x97x1.5 mm (Batch of 10)	866387
EXTERNAL PROTECTION FOR VISOR (Batch of 5)	866389
PRSL FILTER FOR FILTRATION UNIT	866391
PRE FILTER FOR PRSL FILTER (Batch of 10)	866393
INTERNAL PROTECTION 98x47x1 mm (Batch of 10)	866395
ANTI-TRANSPIRATION Band (Batch of 2)	866397
ADJUSTABLE HARNESS FOR SPARK-TECH	866399
EXTENSION FOR SPARK BELT-TECH	866401
BELT FOR SPARK-TECH	866403
AIR INLET PIPE	866405
FIRE PROOF PIPE SLEEVE	866407
STANDAD BATTERY LITHIUM-ION BATTERY	866409
LONG LIFE LITHIUM-ION BATTERY	866411
EUOPE STANDARD CHARGER	866413
INTERNATIONAL CHARGER	866415
AIR DIFFUSER HEADBAND	866417
BLACK FACIAL SEAL	866419
PRE FILTER FOR PRSL FILTER UE10	866421
STORAGE BAG RED/BLACK 530X260X300MM	866423
HOOD ONLY	867591

› SEE PAGE 1064



G-WELD BLACK welding gauntlet Ref. 867666

› SEE PAGE 887



Gloves G-WELD PREMIUM Ref. 865186

QS3100 EARPLUG DISPENSER

NEW Q-SAFE

Earplug dispenser - lightweight, convenient and durable design. Easy-to-turn joystick with 180° access for simplicity. Contains a receptacle to prevent plugs from falling. Option of floor or wall mounting. Delivered without refills.

Ref.
6822367



QS3110 EARPLUGS REFILL PACK

Q-SAFE

EN 352-2

Refill pack for QS3100 dispenser. Soft PU foam earplugs. Conical shape makes them easy to insert.
Refill of 500 pairs.
Mitigation: SNR = 37 dB ; H= 36 dB ; M = 34 dB ; L = 33 dB

Ref.
6822368



G-BLUE SOFT DISPOSABLE EARPLUGS

GISS

Standard: CE EN352-2

Disposable earplugs in flexible polyurethane foam.
The tapered shape is designed to adapt to most ear canals.
The blue colour allows you to easily identify the plugs for the greatest safety.
Vending box of 200 pairs. (Individual sachet per pair)
Noise reduction: SNR = 37dB; H = 37dB; M = 34dB; L = 31dB

APPLICATIONS

These plugs can be used in all sectors of activity where dangerous noise levels are present: Metallurgy, automotive industry, textiles, construction, aeronautics, wood industry, print-shops...

STRONG POINTS

Very comfortable.

Ref.
844930



\+ Flexible and hypo-allergenic material improves user comfort

Q-SAFE



DETECTABLE EARPLUGS QS3400 / 3410

Standard EN352-2.

Soft PU foam earplugs with detachable metal component. Available with or without cord (plastic cord). Individual plastic sachets.
Box of 200 pairs.
Mitigation: SNR = 37 dB ; H= 36 dB ; M = 35 dB ; L = 34 dB

Type	Ref.
Non-corded	6822365
Corded	6822366

GISS



DISPOSABLE EARPLUGS G-SOFT PLUS

Standard: CE EN352-2

Reusable ear-plugs with vinyl lanyard in semi-rigid polymer. Flexible flared, silicone tips, multiple fins to provide triple protection against noise.
The plastic pin provides better hygiene: no contact with the fingers.
Vending box of 50 pairs. (Individual box per pair)
Noise reduction: SNR = 29dB; H = 29dB; M = 27dB; L = 24dB

APPLICATIONS

For daily use in high noise levels, hot and humid environments.

STRONG POINTS

Flexible flared tips, adapted to the hearing canal shape to provide triple protection against noise.

Ref.
844932

\+ The plastic pin allows them to be rapidly inserted, cleanly and optimally for better protection.

› SEE PAGE 303



«DEA» steel deburring disc Ref. 866825

› SEE PAGE 1012



HP washer 150 EXP Ref. 855051

G-HEAR GOLD EVOL EAR DEFENDER

GISS

Standard: CE EN352-1

Ear defender with ABS shells.
Padded ear-pieces in synthetic foam. Double plastic hoop, adjustable in height, with foam reinforcement for better comfort.
Weight: 278 g
Noise reduction: SNR = 29,9 dB / H = 31,7 dB / M = 27,5 dB / L = 19,9 dB

APPLICATIONS

Intended for very noisy industrial environments such as the agricultural sector, airports or using work-site machinery. Can also be used in workshops, sheet-metal works, print-shops.

STRONG POINTS

Very comfortable, practical thanks to its organizer bag and its belt transport hook

Ref.
856137



+ Double plastic arch with foam metal backing for better resistance

G-HEAR TOP EAR DEFENDER

GISS

Standard: EN352-3

Folding ear defender with PVC shells. Dielectric: No metal parts. Soft cushions allowing the pressure around the ears to be reduced and improving the comfort and resistance to wear.
Noise reduction: SNR : 24 dB ; H : 27 dB ; M : 21 dB ; L : 14

APPLICATIONS

Designed to provide a moderate level of attenuation which responds to the needs of industrial applications. When it is correctly worn, this ear-defender helps to reduce noises and loud sounds: treatment of metals, automotive, construction, agriculture, manufacture of chemical and pharmaceutical products, wood working, light engineering...

STRONG POINTS

Cab be folded to facilitate storage when it is not used.

Ref.
845041



+ To use directly on a work-site hard hat G-TOP (see page 6)

QS3520 PREMIUM EAR DEFENDER

Q-SAFE

Standard EN352-1

Comfortable, tough ear defenders. ABS shells. PVC coated headband with padded foam insert.
Weight: 234 g
Mitigation: SNR = 30 dB ; H= 31 dB ; M = 28 dB ; L = 22 dB

Ref.
6822373



QS3500 ECONOMY EAR DEFENDERS

Q-SAFE

Standard EN352-1

Economic ear defenders, lightweight, adjustable headband.
Weight: 141 g
Mitigation: SNR = 25 dB ; H= 29 dB ; M = 23 dB ; L = 15 dB

Ref.
6822372



GISS





FFP1



FFP2



FFP3

+ The tightening system allows the mask to be suspended in case of intermittent use.

FOLDING MASKS G-AIR

Standard: EN149: 2001

Filtering breathing half-masks Disposable. Retaining elastic without latex and without hooks (does not hurt the skin).
Internal layer in flexible and comfortable polypropylene.
Horizontally folding models.
Dispensing Box of 20 masks in individual hygienic packaging.

APPLICATIONS

Cement works, carpentry, cabinet making, construction, industrial cleaning, industrial maintenance, welding, waste processing...
Depending upon the class of protection, namely protecting against calcium carbonate, cement, cellulose, sulphur, cotton, flour, coal, ferrous metals, vegetable oils, wood, non-ferrous metals such as copper, chromium; aluminium (FFP2 and FFP3), asbestos.

STRONG POINTS

Easy to store and carry. All masks conform to clogging tests using dolomite (Symbol « D »).

Protection class	Ref.
FFP1 (without valve)	733436
FFP2 (with valve)	733438
FFP3 (with valve)	733440

Q-SAFE



FFP1



FFP2



FFP2 Anti-odour



FFP3

FOLD FLAT DISPOSABLE MASKS

Standard: EN149:2001 + A1:2009

Fold flat disposable masks, practical size and easy to store, these masks are individually packaged and hygienically fold flat when not in use. Ergonomically designed for efficient adjustment.

Protection class	Plus	Packaging	Ref.
FFP1 (with valve)		10	6822377
FFP2 (without valve)		20	6822380
FFP2 (with valve)		10	6822381
FFP2 (with valve)	Anti-odour	10	6822382
FFP3 (with valve)		10	6822385

G-AIR PLUS DISPOSABLE MASK

GISS

Standard: EN149: 2001

Valved and Unvalved disposable half masks. Moulded.
Retaining elastic without latex and without hooks to avoid skin irritations. The length of the elastic is easily adjusted and allows the mask to be suspended around the neck when not in use.

APPLICATIONS

Cement works, carpentry, cabinet making, BTP, industrial cleaning, maintenance welding, waste processing, etc...
Depending upon the class of protection, namely protecting against calcium carbonate, cement, cellulose, sulphur, cotton, flour, coal, ferrous metals, vegetable oils, wood, non-ferrous metals such as copper, chromium; aluminium (FFP2 and FFP3), asbestos.

STRONG POINTS

The internal layer of the mask brings a unique feeling and comfort. All masks conform to clogging tests using dolomite (Symbol « D »).

Protection class	Packaging	Ref.
FFP1 (without valve)	Box of 20	839959
FFP2 (with valve)	Box of 10	839961
FFP3 (with valve)	Box of 10	839963



FFP1



FFP2



FFP3

\+ The unique shape of the pre-formed mask allows it to be used without nose-clip for better comfort and better reliability (leak-tightness)

QS DISPOSABLE MASK

Q-SAFE

Standard: EN149:2001 + A1:2009

Moulded masks with valve.
The mask is equipped with a FFP3 breathing resistance limit valve and optimizes dust load capacity, protection against fine dust, smoke and fibre and aqueous mist.

Protection class	Packaging	Ref.
FFP3 (with valve)	5	6822384



FFP3

› SEE PAGE 15



Set of 6 NC spotting drills
HSS CO5% 90° standard Ref. 862090

› SEE PAGE 304



«DLBC» rounded flap disc Ref. 866854

HAND PROTECTION

THE STANDARDS

PROTECTIVE GLOVES AGAINST MECHANICAL RISKS

The new EN 388 standard provides for five or six performance measurements including two additional notes of cut resistance.
The standard includes an impact test method, which applies to mechanical protective gloves.

EN388:2016



abcdef

PERFORMANCE LEVEL	1	2	3	4	5
a Abrasion resistance (number of cycles)	100	500	2000	8000	n/a
b Cut resistance by slicing (number of turns)	1.2	2.5	5.0	10.0	20.0
c Tear resistance (Newtons)	10	25	50	75	n/a
d Puncture resistance (Newtons)	20	60	100	150	n/a

PERFORMANCE LEVEL	A	B	C	D	E	F
e Cut resistance according to EN ISO (Newton)	2	5	10	15	22	30
f Anti-shock protection according to EN standard	SUCCESS or FAILURE					

PROTECTIVE GLOVES AGAINST THERMAL RISKS

EN407



abcdef

a: Resistance to flammability
b: Resistance to contact heat
c: Convection heat resistance
d: Radiant heat resistance
e: Resistance to small splashes of molten metal
f: Resistance to large projections of molten metal

EN 12477 + A1Grants for welders
Type B: Fine Weld (Ex: TIG)
Type A: Heavy welding

PERFORMANCE LEVEL	TEMPERATURE OF CONTACT	TIME OF THRESHOLD
1	100°C	≥ 15 s
2	250°C	≥ 15 s
3	350°C	≥ 15 s
4	500°C	≥ 15 s

PROTECTIVE GLOVES AGAINST COLD



abc

PERFORMANCE LEVEL	1	2	3	4
a Convective cold, thermal insulation ITR in M20C/W	0,10<ITR<0,15	0,15<ITR<0,22	0,22<ITR<0,30	-
b Contact cold, thermal resistance R in M20 C/W	0,025≤R<0,05	0,05≤R<0,10	0,10≤R<0,15	R>0,15
c Water permeability (minimum 30 mm)	Sucess	-	-	-

The lowest level being **0** and **X** means untested

FOOD CONTACT



Gloves used to handle food products must be made from specific materials authorized by regulation and tested according to European Directive 85/572 and Regulations 1935/2004 and 10/2011. They make it possible to check their safety and their inertia especially in terms of particle migration.

PROTECTIVE GLOVES AGAINST CHEMICAL RISKS

EN ISO 374:2016		
EN 374-1 Type C		Resistance to tightness Permeation time: greater than or equal to 10 minutes for at least 1 chemical from the new list
EN 374-5		Resistance to tightness
EN 374-5 Virus		ISO 16604: 2004 test (for protection against viruses and all chemical protective gloves> 40 cm)
EN 374-1 Type B		Resistance to tightness Permeation time: greater than or equal to 30 minutes for at least 3 chemicals from the new list
EN 374-1 Type A		Resistance to tightness Permeation time: greater than or equal to 30 minutes for at least 6 chemicals from the new list

Code letter	Chemical substance
A	Methanol
J	N-Heptane
K	Caustic soda 40%
L	Sulfuric acid 96%
M	Nitric acid 65%
N	Acetic acid 99%
O	Ammonia 25%

Permeation test:

Permeation is a movement of molecules through the glove. The permeation time is reported in minutes for each sample tested.

Class	0	1	2	3	4	5	6
Permeation time (mm)	<10	10	30	60	120	240	>480

100% POLYESTER HANDLING GLOVES QS5022

Q-SAFE

Minimal risks
Knitted gloves 100% polyester gauge 13. Flock-free. Has an excellent touch.
Colour: white.
Pack of 12 pairs / Bag of 120 pairs / Box of 960 pairs

Sizes	Ref.
6	7793092
7	7793093
8	7793094
9	7793095
10	7793096
11	7793097



GLOVES G-PRECISION (Goatskin, Jersey back)

GISS

Standard: EN388:2016

Goatskin leather gloves, webbed finger with a turnover on the index finger, back in knitted Jersey 100% blue cotton. Elastic tightening at the back.
Pack of 12 pairs / Box of 120 pairs.

APPLICATIONS

Manipulation of hand tools and portable electric tools, mounting and assembly, maintenance and servicing, storage, warehousing and DIY.

STRONG POINTS

Flexibility and resistance.

EN388:2016



Size	Ref.
6	839965
7	839966
8	839967
9	839968
10	839969
11	839970



\+ The combination of goatskin and cotton is a good compromise for all fine, but abrasive manipulations with very good resistance and dexterity.

GLOVES G-WISP (Full-grain lambskin)

GISS

Standard: EN388

Gloves full-grain lambskin with tightening elastic clamping on the back.
Packet of 10 pairs / Box of 120 pairs.

APPLICATIONS

Manipulation of hand tools and portable electric tools. Mounting and assembly. Storage, warehousing. Maintenance and servicing.

STRONG POINTS

Lamb-skin is a fine leather which is very flexible and pleasant.

EN388:2016



Size	Ref.
8	839972
9	839973
10	839974



\+ Flexibility, comfort and great dexterity.

GISS



GLOVES G-WISP PLUS (Goatskin full grain)

Standard: EN388:2016

Goatskin leather gloves, webbed finger, elastic knitted cuff with artery protection.
Packet of 10 pairs / Box of 120 pairs.

APPLICATIONS

Light handling, warehouse keepers, machinery drivers.
Tool handling.

STRONG POINTS

Softness, comfort and great dexterity.

EN388:2016



2121X

Size	Ref.
7	839976
8	839977
9	839978
10	839979
11	839980

\+ The full grain goatskin offers a excellent dexterity while providing a good mechanical resistance

GISS



GLOVES G-DRIVER (Cowhide leather grain)

Standard: EN388:2016

Gloves, full-grain cow skin, water-repellent, webbed thumb, elastic tightening on back.
Packet of 10 pairs / Box of 120 pairs.

APPLICATIONS

Warehousemen, machinery drivers, wooden box handling,
cartons, plastics. Building and transport work. Shipping and reception of merchandise.

EN388:2016



3132X

Size	Ref.
8	840013
9	840014
10	840015
11	840016

\+ Good resistance to abrasion

GISS



GLOVES G-DRIVER CRUST (Cowhide leather grain)

Standard: EN388:2016

Gloves, full-grain cow skin, elastic tightening on wrist
Pack of 12 pairs / Box of 120 pairs.

APPLICATIONS

Manipulation of hand tools and portable electric tools. Mounting and
Assembly, storage and warehousing, maintenance and servicing.

EN388:2016



3143X

Size	Ref.
8	840008
9	840009
10	840010
11	840011

\+ Flexibility and Comfort

GLOVES G-DRIVER PLUS
(Superior full grain leather)

GISS

Standard: EN388:2016

Gloves, superior quality, full-grain leather, elastic tightening on wrist.
Pack of 12 pairs / Box of 120 pairs.

APPLICATIONS

Warehousemen, machinery drivers, wooden, cardboard and plastic box handling. Building and transport work.

EN388:2016
3143X

Size	Ref.
8	840018
9	840019
10	840020
11	840021



\+ Very good dexterity superior quality

WET-ENVIRONMENTS HANDLING GLOVES

GLOVES G-PROOF
(Water-repellent cowhide leather grain)

GISS

Standard: EN388:2016

Gloves, full-grain leather, water-repellent, webbed thumb, elastic tightening on wrist.
Pack of 12 pairs / Box of 120 pairs.

APPLICATIONS

Electrical-mechanical, aeronautics, wood and aluminium joinery, PVC, building trades.

EN388:2016
2142X

Size	Ref.
8	840023
9	840024
10	840025
11	840026



\+ Good dexterity, comfortable, heavy duty use in damp environments

GLOVES G-PROOF PLUS
(Water-repellent cowhide leather grain)

GISS

Standard: EN388:2016

Gloves, water-resistant full-grain cow skin, upper, wrist hem with artery protector.
Pack of 12 pairs / Box of 120 pairs.

APPLICATIONS

Electrical-mechanical, aeronautics, wood and aluminium joinery, PVC, building trades.

EN388:2016
2132X

Size	Ref.
8	840028
9	840029
10	840030
11	840031



\+ Cuff rib with artery protector to increase comfort and safety heavy duty use in damp environment.

GISS



+ Surface provides very good touch and maximum gripping

GLOVES G_GRIP BLUE (cotton/latex coated polyester)

Standard: EN388:2016

Knitted, seamless gloves, cotton polyester with natural anti-slip latex coating on the palm and fingertips. Elastic cuffs and aerated palm for reduced transpiration. Packet of 12 pairs / Box of 120 pairs.

APPLICATIONS

Handling of slippery, damp and non-greasy parts. Handling of plywood and construction material, household garbage collection, public parks maintenance, shipping and reception of merchandise. Recommended for the agriculture, automotive, construction, feeding, glass, logistics, metallurgy, public sectors.

STRONG POINTS

Supple, robust gloves, providing great dexterity and good resistance to tears. Protects hands in damp environment.

EN388:2016



2142X

Size	Ref.
8	848156
9	848157
10	848158
11	848159

LIGHT AND MEDIUM HANDLING GLOVES

GISS



+ Very soft coating, very good dexterity, breathable coating, very good comfort, limits perspiration

G-ATOM GENERAL HANDLING GLOVE

Standard:EN388:2016

100% blue polyester, seamless knitted gloves. Latex foam coating on the palm and fingertips. Gauge 13 Self-adjusting elastic cuffs.
Packet of 12 pairs / Carton of 120 pairs.

APPLICATIONS

Handling sharp and abrasive objects. Mechanics, Packaging, Handling, Building professions, Precision work...

STRONG POINTS

Comfortable knitted fabric and mechanically-resistant latex. Resistant to tearing, piercing and abrasion. Seamless, aerated back of the hand for prolonged use without fatigue.

EN388:2016



2131X

Size	Ref.
6	861429
7	861430
8	861431
9	861432
10	861433
11	861434

Q-SAFE



WHITE KNITTED HANDLING GLOVES QS5030

EN388:2016

Knitted gloves gauge 13 seamless with PVC nubs on palm and fingers.
Pack of 12 pairs / Box of 144 pairs

EN388:2016



214XX

Sizes	Ref.
6	7737262
7	6822272
8	6822273
9	6822274
10	6822275
11	7737263

G-PU BLACK HANDLING GLOVES (Knitted, PU-coated)

NEW GISS

Standards: EN388:2016

Polyester knitted, seamless gloves with polyurethane coating on palm and fingertips. Elasticated cuffs.
Packet of 12 pairs / Box of 240 pairs.

APPLICATIONS

Fine, precise and delicate manipulation. Assembly of electronic components. Precision mechanical work, packaging, manipulation of mechanical parts.

STRONG POINTS

Washable and quick-drying. Very good touch sensitivity.

EN388:2016
3121X



Sizes	Ref.
6	865289
7	865290
8	865291
9	865292
10	865293
11	865294

G-PU GREY HANDLING GLOVES

GISS

Standard: EN388:2016

Polyester knitted, seamless gloves with polyurethane coating on palm and fingertips. Elastic cuffs. Packet of 12 pairs / Box of 240 pairs.

APPLICATIONS

Fine, precise and delicate manipulation Assembly work of electronic components. Precision mechanical work, packaging, manipulation of mechanical parts.

STRONG POINTS

Washable and fast drying. Very good touch sensitivity.

EN388:2016
3121X



Size	Ref.
6	839989
7	839990
8	839991
9	839992
10	839993
11	839994

\+ Excellent gripping and very good dexterity.

G-PU WHITE HANDLING GLOVES

GISS

Standard: EN388:2016

Polyester knitted, seamless gloves with polyurethane coating on palm and fingertips. Elastic cuffs. Packet of 12 pairs / Box of 240 pairs.

APPLICATIONS

Fine, precise and delicate manipulation Assembly work of electronic components. Precision mechanical work, packaging, manipulation of mechanical parts.

STRONG POINTS

Washable and fast drying. Very good touch sensitivity.

EN388:2016
3121X



Size	Ref.
6	839982
7	839983
8	839984
9	839985
10	839986
11	839987

\+ Excellent gripping and very good dexterity.

GISS



G-THERMO ICE GLOVES

EN388 standard:2016 EN511:2006

Knitted acrylic gloves Gauge 10. Double induction latex coating for palm and fingertips. Anatomic form. Elastic cuffs. APPLICATIONS: Work in a cold environment. Outside handling. Construction work. Maintenance of green spaces. Logistics, packaging, waste collection. Sold in bags of 5 pairs.

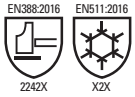

Sizes	Ref.
8	868089
9	868090
10	868091
11	868092

\+ Very good isolation against cold.
Excellent grip in dry or wet conditions.
High tear resistance.

GISS





Cashmere interior



GLOVES G_GRIP BLUE WINTER (cotton/latex coated polyester)

Standard: EN388:2016 EN511:2006

Seamless knitted gloves cashmere/polyester/cotton. Latex coating on the palm and fingertips. Aerated palm and finger backs. Elastic cuffs. Gauge 10
Packet of 12 pairs / Box of 120 pairs.

APPLICATIONS

Handling of slippery, damp and non-greasy parts in a cold environment. Handling of plywood and construction material, household garbage collection, public parks maintenance, shipping and reception of merchandises.

STRONG POINTS

Supple, robust gloves, providing great dexterity and good resistance to tears. Protects hands in damp and cold environment.



Size	Ref.
8	854182
9	854183
10	854184
11	854185

\+ Surface provides very good touch and maximum gripping in a cold environment.

GISS





G-ICE HANDLING GLOVES

Standard: EN388:2016 EN511:2006

Knitted nylon gloves, 3/4 coated palm and back in condensed latex. Acrylic, duffel interior lining.
Elastic cuffs.

APPLICATIONS

Building, materials handling and cold room use.
Handling of slippery, damp objects.
Machinery drivers.

STRONG POINTS

Comfortable and flexible gloves, resistant to abrasion, very pleasant to wear in cold weather. Protection for the hands in damp environments.



Size	Ref.
8	847077
9	847078
10	847079
11	847080

\+ Very good grip, thermal protection, breathable thanks to ¾ coating and waterproof on the coated part.

G-NBR MAX HANDLING GLOVES

GISS

Standard: EN388:2016

Gloves knitted in interlock cotton, ¾ nitrile coating on palm and back. Knitted elastic cuffs.
Comfortable glove thanks to its cotton support and its aerated back for better breathability.
The superior nitrile coating provides excellent performances in oily and greasy environments.
Individual packaging. Packet of 12 pairs / Carton of 120 pairs.

APPLICATIONS

Handling of construction materials, handling of metal products, street cleaning and refuge collection.

EN388:2016



4122X



Size	Ref.
7	863283
8	863284
9	863285
10	863286
11	863287

G-NBR ONE HANDLING GLOVES

GISS

Standard: EN388:2016

Gloves knitted in interlock cotton, ¾ nitrile coating on palm and back. Knitted elastic cuffs.
Comfortable glove thanks to its cotton support and its aerated back for better breathability.
The Nitrile coating provides excellent performances in oily and greasy environments.
Individual packaging. Packet of 12 pairs / Carton of 120 pairs.

APPLICATIONS

Shipping and reception, assemblies and inspection of motor parts, garbage collection, manipulation of sheet metals and light metals, stamping operations, general material handling.

EN388:2016



4112X



Size	Ref.
7	863289
8	863290
9	863291
10	863292
11	863293

G-DOCKER PLUS RIGGER GLOVES

GISS

Standard: EN388:2016

Rigger type gloves in lined undressed leather, reinforced blue undressed leather on palm, thumb and finger, reinforced in natural undressed leather on finger end folds.
Reinforced back and artery protector, back and sleeve in white cotton fabric.
Interior lining.
Pack of 12 pairs / Box of 120 pairs.

APPLICATIONS

Warehousing, storage. Handling of cases and boxes.
Transport professions.

EN388:2016



4234X



Ref.
840033

+ Resistant to abrasion, to tearing and perforation, long-lasting for heavy duty material handling

GISS



+ Breathable, slip-proof coating.

G-NIT BLACK PLUS HANDLING GLOVES

Standard: EN388:2016

Glove, knitted polyamide, ¾ nitrile foam coating on palm, fingers and the back.
Packet of 10 pairs / Box of 100 pairs.

APPLICATIONS

Handling of abrasive parts in a greasy and oily environment. Mechanical assembly and sub-contracting the automotive industry, plastics industry, construction and public works.

STRONG POINTS

The ¾ coating on the back protects against oil, water or greasy product splashing.

EN388:2016



Size	Ref.
7	840039
8	840040
9	840041
10	840042

GISS



+ Excellent dexterity, flexibility, lightness and comfort

G-NIT GREY HANDLING GLOVES

Standard: EN388:2016

Knitted gloves in Nitrile coated polyester.
Anti-slip coating on the palm and fingertips.
Elastic cuffs.
Packet of 10 pairs / Box of 240 pairs.

APPLICATIONS

Precise, delicate handling in greasy and oily environments, mounting, assembly and packaging.

STRONG POINTS

Very good resistance to abrasion, oils and greases.

EN388:2016



Size	Ref.
7	840002
8	840003
9	840004
10	840005
11	840006

› SEE PAGE 1039



G-SUNSET safety spectacles Ref. 865647

› SEE PAGE 1116



Footwear CUMBAL S1P HRO SRC from Ref. 862005

GISS G-NIT MAX RANGE

G-Nit Max is the ideal solution for all your manipulations and handling jobs in oily and greasy environments.

The non-slip nitrile foam coating is perfectly adapted to all your applications in dry, oily and slightly humid environments. Industry, Construction, Automotive, Mechanical parts handling, Assembly, Logistics, Finishing, Inspection...

G-NIT MAX HANDLING GLOVES

GISS

Standard: EN388:2016

Glove, knitted seamless 100% polyamide/Spandex. Gauge 15.
Coating with non-slip nitrile foam on the palms and the finger tips (aerated back of the hand), with elastic, over-sewn cuffs.
Packet of 12 pairs / Box of 120 pairs.

STRONG POINTS

Very good dexterity and working finesse.
Perfect ergonomy and excellent comfort

EN388:2016
3131X



+ Exceptional gripping of dry, damp or greasy parts.

Size	Ref.
6	855067
7	855068
8	855069
9	855070
10	855071
11	855072

G-NIT MAX PLUS HANDLING GLOVES

GISS

Standard: EN388:2016

Seamless knitted gloves 100% polyamide. Gauge 15.
¾ coating with non-slip nitrile foam on the palms and the finger tips, covering ¾ of the back of the hand, with elastic, over-sewn cuffs.
Nitrile studs on the palm and fingertips.

STRONG POINTS

Very good dexterity and working finesse.
Perfect ergonomy and excellent comfort
Exceptional gripping of dry, damp or greasy parts.

EN388:2016
4131X



+ Optimised grasping thanks to nitrile teeth

Size	Ref.
7	855054
8	855055
9	855056
10	855057
11	855058

G-NIT MAX CHEMICAL GLOVES

NEW GISS

Standards:EN388:2016 / EN374-3 / EN374-2

Nitrile coating on the entire glove, double coating in nitrile foam to ensure optimal grip in oily environment. 18 gauge. Length 30 cm.
Pack of 6 pairs / Box of 72 pairs.

APPLICATIONS

Handling of chemical products, paints, inks and adhesives. Handling of greasy and oily objects.

STRONG POINTS

Very good dexterity and tactile sensitivity.

EN388:2016 4121X
EN ISO374-1:2016 TYPE B AJKLMNO
EN ISO374-5:2016



Sizes	Ref.
7	880427
8	880428
9	880429
10	880430
11	880431

WELDER'S PROTECTION
A TYPE: recommended for MMA / MIG-MAG welding

GISS



G-WELD BLACK WELDING GAUNTLET

EN388:2016 / EN407:2004 / EN12477:2001/A1:2005 Type A

Calf leather gloves, inner fleece, 15 cm cuff in natural undressed leather.
Sewn in para aramid wire.
Total length: 350 mm
Width of the glove entry: 150 mm
Width of the palm: 150 mm



Sizes	Ref.
9	867665
10	867666

GISS





GLOVES G-WELD PREMIUM

EN388:2016 / EN407:2004 / EN12477:2001/A1:2005 Type A

Calf leather gloves, inner fleece, 15 cm cuff in natural undressed leather.
Sewn Kevlar® yarn. Reinforced leather sewn on the palm, thumb and index
For a better resistance.
Total length: 350 mm
Width of the glove entry: 150 mm
Width of the palm: 150 mm



Sizes	Ref.
10	865185
11	865186

› SEE PAGE 839



GISS ARC 160 EXPERT welding machine
Ref. 879489

› SEE PAGE 843



Electrode holders clamps Ref. 853769

› SEE PAGE 886



Safety spectacle WELDER 5 Ref. 844928

› SEE PAGE 886



Welding mask G-SPARK HD Ref. 856054

› SEE PAGE 887



Ventilated cagoule G-SPARK TECH Ref. 866385

WELDER'S PROTECTION
B TYPE: recommended when a high dexterity is necessary - TIG welding

G-WELD TIG WELDING GAUNTLET

GISS

Standard: EN388:2016 EN407:2004 EN 12477:2001/A1:2005 Type B

Gloves 100% lamb grain, set-in-thumb, 15 cm hide cuff sewn in Kevlar® thread. Pack of 12 pairs / Box of 120 pairs.

APPLICATIONS

Argon welding and related techniques. Metal manipulations. Industrial Maintenance.



Size	Ref.
9	840056
10	840057





\+ Provides flexibility and dexterity.
Resistant to 100°C contact Heat for 25 sec, convective heat, radiant heat and small splashes of molten metal

GLOVES G-WELD TIG PREMIUM

GISS

EN388:2016 / EN407:2004 / EN12477:2001/A1:2005 Type B

Full grain Goat leather gloves and natural undressed bovine leather cuff. Heat resistant welding gloves. Palm thickness 0.7-0.8 mm.
Full grain goat leather - higher quality, reinforced seams, elastic fastenings above wrist.
High quality level of protection, good sensitivity at the fingertips, flexible, resistant, good adjustment.
Elastic fastening above wrist.
Safety wristband.
Sewn entirely with Kevlar® wire.



Sizes	Ref.
8	867731
9	867732
10	867733
11	867734



› SEE PAGE 857



TIG 220 DC HF FV welding machine Ref. 880518

› SEE PAGE 885



850°C heat resistant textile Ref. 880496

› SEE PAGE 889



Footwear SOTARA S3 HRO SRC
Ref. 867188 to 867197

› SEE PAGE 863



TIG17 G-LINE PLUS 4 M and 8 M TORCH
Ref. 867079

› SEE PAGE 867



Lanthane 2% tungsten electrode WL20
(blue end) Ref. 879834

Q-SAFE QS-CUT RANGE

QS-CUT, the best-priced anti-cut solution.

The protective gloves from G CUT WORLD are made from a high density polyethylene resin (HDPE). It has been developed as a response to users who are looking for comfort and optimal protection while offering a economical solution.

Q-SAFE NEW



QS-CUT PU B GLOVES

Standard: EN388:2016

Seamless gloves knitted in PHD yarn gauge 13. Grey polyurethane coating on the palm and fingertips. Great dexterity, excellent adhesion on dry surfaces.
Pack of 12 pairs / Box of 72 pairs

EN388:2016 4X42B | PU | B

Sizes	Ref.
6	880349
7	880350
8	880351

Sizes	Ref.
9	880352
10	880353
11	880354

Q-SAFE NEW



QS-CUT PU C GLOVES

Standard: EN388:2016

Seamless gloves knitted in PHD yarn gauge 13. Grey polyurethane coating on the palm and fingertips. Great dexterity, excellent adhesion on dry surfaces.
Pack of 12 pairs / Box of 72 pairs

EN388:2016 4X43C | PU | C

Sizes	Ref.
6	880356
7	880357
8	880358

Sizes	Ref.
9	880359
10	880360
11	880361

Q-SAFE NEW



QS-CUT PU D GLOVES

Standard: EN388:2016

Seamless gloves knitted in PHD yarn gauge 13. Grey polyurethane coating on the palm and fingertips. Great dexterity, excellent adhesion on dry surfaces.
Pack of 12 pairs / Box of 72 pairs

EN388:2016 4X43D | PU | D

Sizes	Ref.
6	880363
7	880364
8	880365

Sizes	Ref.
9	880366
10	880367
11	880368

Q-SAFE NEW



G-CUT NIT D GLOVES

Standard: EN388:2016

Seamless gloves knitted in PHD yarn gauge 13. Thin nitrile coating with light breathability on palm and fingertips. Great dexterity, excellent adhesion on dry and oily surfaces.
Pack of 12 pairs / Box of 72 pairs

EN388:2016 4X43D | NITRILE | D

Sizes	Ref.
6	880370
7	880371
8	880372

Sizes	Ref.
9	880373
10	880374
11	880375

GISS G-CUT WORLD RANGE

G-Cut World is the cutting prevention solution for your regular applications.

The protective gloves from G CUT WORLD are made in a high density polyethylene resin (HDPE). This thread provides a feeling of comfort and very good resistance to cutting.

GLOVES G-CUT WORLD PU 3 (Level 3)

GISS

Standard: EN388:2003

Seamless, grey, knitted HDP-thread gloves. Gauge 13 Grey polyurethane coating on the palm and fingertips. Elastic cuffs.
Individual packaging. Packet of 10 pairs / Box of 120 pairs.

APPLICATIONS

Handling of sharp parts in a dry environment. Assembly and mounting (automotive sub-contracting), handling of steel bars and sheet metal, treatment of paper and cardboard, use of cutters, roughing operations in the plastics industry.

EN388:2016 4X42B | PU | B



Size	Ref.	Size	Ref.
6	861859	9	861862
7	861860	10	861863
8	861861	11	861864

GLOVES G-CUT WORLD PU 5 (Level 5)

GISS

Standard: EN388:2003

Seamless, grey, knitted HDP-thread gloves. Gauge 13 Grey polyurethane coating on the palm and fingertips. Elastic cuffs.
Individual packaging. Packet of 10 pairs / Box of 120 pairs.

APPLICATIONS

Handling of sharp pieces in dry or slightly greasy environment, handling of steel bars and plate in metal, processing of paper and cardboard, cutting, trimming.

EN388:2016 4X42C | PU | C



Size	Ref.	Size	Ref.
6	861866	9	861869
7	861867	10	861870
8	861868	11	861871

GLOVES G-CUT WORLD NIT 5 (Level 5)

GISS

Standard: EN388:2003

Seamless, black/WHITE knitted HDP-thread gloves. Gauge 13 Micro-porous Nitrile foam coating on the palm and 3/4 of the back of the hand. Elastic cuffs.
Individual packaging. Packet of 10 pairs / Box of 120 pairs.

APPLICATIONS

Delicate, accurate handling of sharp parts in oily or greasy environments. Maintenance work, press work, handling of metal sheets, work with cutters, collection and handling of wastes.

EN388:2016 4X42C | NITRILE | C



Size	Ref.	Size	Ref.
6	861873	9	861876
7	861874	10	861877
8	861875	11	861878

GISS G-CUT S BY SPECTRA® RANGE

GISS



+ The threads in Spectra®/Lycra® guarantee exceptional protection against cuts
The polyurethane coating on the palm and fingertips ensures excellent abrasion resistance.

G-CUT S PU CUT B GLOVES

Standard: EN388:2016

Knitted glove in Spectra®/Lycra®. Grey polyurethane coating on the palm and fingertips. Elastic cuffs.
Packet of 10 pairs / Box of 100 pairs.

APPLICATIONS
Handling sharp objects in a dry or slightly greasy environment.

STRONG POINTS
Maximum comfort and increased robustness The fresh feeling of Spectra® gives a greater sensation of comfort. The close meshing (gauge 13) makes the glove a perfect winner, limits penetration of stains and gives good tactility

EN388:2016 4X42B | PU | B

Sizes	Ref.
6	865556
7	865557
8	865558

Sizes	Ref.
9	865559
10	865560
11	865561

GISS



+ The threads in Spectra®/Lycra® guarantee exceptional protection against cuts

G-CUT S PU CUT C GLOVES

Standard: EN388:2016

Knitted glove in Spectra®/polyamide and composite fibre Grey polyurethane coating on the palm and fingertips. Safety cuff: 11 cm wrist

APPLICATIONS
Handling sharp objects in a dry or slightly greasy environment.

STRONG POINTS
Maximum comfort and increased robustness The fresh feeling of Spectra® gives a greater sensation of comfort. The close meshing (gauge 13) makes the glove a perfect winner, limits penetration of stains and gives good tactility

EN388:2016 4X42C | PU | C

Sizes	Ref.
6	865568
7	865569
8	865570

Sizes	Ref.
9	865571
10	865572
11	865573

GISS



+ The threads in Spectra®/Lycra® guarantee exceptional protection against cuts

G-CUT S NIT CUT C GLOVES

Standard: EN388:2016

Knitted glove in Spectra®/polyamide and composite fibre, Black nitrile foam coating on the palm and fingertips
Packet of 10 pairs / Box of 120 pairs.

APPLICATIONS
Handling sharp objects in greasy or oily environments

STRONG POINTS
Maximum comfort and increased robustness The fresh feeling of Spectra® gives a greater sensation of comfort. The close meshing (gauge 13) makes the glove a perfect winner, limits penetration of stains and gives good tactility

EN388:2016 4X43C | NITRILE | C

Sizes	Ref.
6	865562
7	865563
8	865564

Sizes	Ref.
9	865565
10	865566
11	865567

LA GAMME GISS NANO-CUT

NANO-CUT, la technologie du futur au service de la protection des mains.

Les progrès de la nano fabrication ont conduit au développement du graphène. Elaborée à partir du graphène une nouvelle fibre a été conçu pour être parmi les plus résistantes aux coupures et aux déchirures. Semblable au graphite, le graphène est remarquablement résistant pour son poids - 100 fois plus robuste que l'acier - il surpasse tout autre matériau.

NANO-CUT PU D GLOVES

NEW GISS

Standard: EN388:2016

Seamless knitted gloves in Graphene gauge 13. Grey polyurethane coating on the palm and fingertips. Great dexterity, excellent adhesion on dry surfaces.
Pack of 6 pairs / Box of 72 pairs

APPLICATIONS

Sheet metal cutting, handling of sharp parts, ceramics, glassware, assembly, mounting, etc. Aerospace, automotive, metallurgy, maintenance, etc.

STRONG POINTS

Very good dexterity. Excellent grip. Great breathability for maximum comfort. Touchscreen compatible. Flexible and breathable coating.

EN388:2016 4X42D | PU | D





Sizes	Ref.
6	880391
7	880392
8	880393

Sizes	Ref.
9	880394
10	880395
11	880396

NANO-CUT NIT D GLOVES

NEW GISS

Standard: EN388:2016

Seamless knitted gloves in Graphene gauge 13. Nitrile coating 3/4 black.
Great dexterity, excellent adhesion on dry and oily surfaces.
Pack of 6 pairs / Box of 72 pairs

APPLICATIONS

Sheet metal cutting, handling of oily, greasy and sharp parts, ceramics, glassware, assembly, mounting, etc. Aerospace, automotive, metallurgy, maintenance, etc.

STRONG POINTS

Very good elasticity, robust, tear-resistant. Very good adhesion in greasy and oily environment.

EN388:2016 4X42D | NITRILE | D





Sizes	Ref.
6	880398
7	880399
8	880400

Sizes	Ref.
9	880401
10	880402
11	880403

What makes the difference

NANO-CUT, THE TECHNOLOGY OF THE FUTURE FOR HAND PROTECTION.

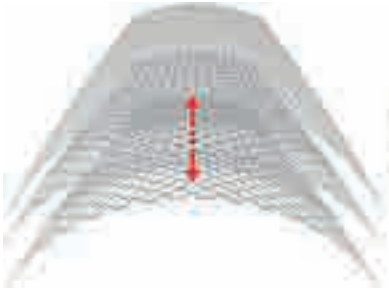



-High resistance to cutting
-Exceptional comfort.
-Excellent abrasion resistance
-Dissipates heat and reduces perspiration

GISS G-HIGH CUT RANGE

GISS



+ The Dyneema® Diamond fibres offer a greater sensation of comfort.

G-HIGH CUT PU CUT C GLOVES

Standard: EN388:2016

Knitted glove with white Dyneema® Diamond/lycra®. Black polyurethane coating on the palm and fingertips. Red elastic wrist.
Packet of 10 pairs / Box of 100 pairs.

APPLICATIONS

Handling sharp objects in a dry or slightly greasy environment.

STRONG POINTS

The knitting technique used results in a glove which fits the hand perfectly and offers good dexterity. The glove offers maximum comfort and increased robustness. The close meshing (gauge 13) gives this glove ideal support. It stops dirt coming through and offers good dexterity at the same time.

EN388:2016 4X42C | PU | C

Sizes	Ref.	Sizes	Ref.
6	866431	9	866434
7	866432	10	866435
8	866433	11	866436

GISS NEW



G-HIGH CUT PU CUT E GLOVES

Standard: EN388:2016

Seamless knitted gloves in high cut fibre gauge 13 combined with lightweight aramid fibre. Black polyurethane coating on the palm and fingertips. Reinforcement between thumb and forefinger. Great dexterity, excellent adhesion on dry surfaces.
Pack of 6 pairs / Box of 72 pairs

APPLICATIONS

Aerospace, assembly of metal parts, finishing work, manufacture of glass, maintenance, plastic injection, mould making, etc.

STRONG POINTS

Thumb/index finger reinforcement. Very good resistance to tearing and abrasion. Great dexterity. Comfortable and breathable.

EN388:2016 4X42E | PU | E

Sizes	Ref.	Sizes	Ref.
6	880384	9	880387
7	880385	10	880388
8	880386	11	880389

GISS NEW



G-HIGH CUT NIT CUT E GLOVES

Standard: EN388:2016

Seamless knitted gloves in high cut fibre gauge 13. Black nitrile foam coating on the palm and fingertips. Great dexterity, excellent adhesion on dry and oily surfaces.
Pack of 6 pairs / Box of 72 pairs

APPLICATIONS

Aerospace, assembly of metal parts, finishing work, manufacture of glass, maintenance, plastic injection, mould making, etc.

STRONG POINTS

Very good abrasion resistance thanks to double coating. Great dexterity. Comfortable and breathable. Excellent durability.

EN388:2016 4X42E | NITRILE | E

Sizes	Ref.	Sizes	Ref.
6	880377	9	880380
7	880378	10	880381
8	880379	11	880382

GISS G-CUT RANGE

SOFT-CUT PU B GLOVES

NEW GISS

Standard: EN388:2016

Seamless knitted gloves in HPPE 18 gauge fibre. Blue polyurethane coating on palm and fingertips. Great dexterity, excellent adhesion on dry surfaces.
Pack of 12 pairs / Box of 72 pairs

APPLICATIONS

Electronics, glass cutting, manipulation and assembly of small mechanical parts that are sharp or may cut etc.

STRONG POINTS

Great dexterity, good resistance to cuts and very good tactile sensitivity in 18 gauge.

EN388:2016 4X42B | PU | B



Sizes	Ref.
6	880412
7	880413
8	880414

Sizes	Ref.
9	880415
10	880416
11	880417

G-CUT GLOVES NIT D

NEW GISS

Standard: EN388:2016

Seamless grey high performance polyethylene (HPPE) knitted glove, gauge 13.
Double nitrile coating: smooth blue nitrile on palm, fingers and back of hand at 3/4 and granular black nitrile on palm and fingertips. Excellent comfort in use.
Pack of 12 pairs / Box of 72 pairs

APPLICATIONS

Automotive, metallurgical and metal processing manufacturing and subcontracting industries, glass manufacture and processing, mechanical and industrial maintenance industries, assembly and mounting. Building and public works trades.

STRONG POINTS

Double nitrile coating for better water-tightness. Excellent grip even in oily and greasy environments.

EN388:2016 4X43D | NITRILE | D



Sizes	Ref.
6	880405
7	880406
8	880407

Sizes	Ref.
9	880408
10	880409
11	880410

GLOVES G-CUT LATEX 5 (Level 5)

GISS

Standard: EN388:2016 EN407:2004

Knitted, seamless gloves in high performance synthetic fibre (Taeki®). Latex coating on the palm and fingertips.
Packet of 12 pairs / Box of 60 pairs.

APPLICATIONS

Handling of metal sheet and sharp plastic parts; automotive and aeronautics industries. Metal construction, wiring, handling glass, handling slippery parts, waste collection.

EN388:2016 4X42D | EN407:2004 XZXXXX | LATEX | D



Size	Ref.
7	840050
8	840051
9	840052
10	840053
11	840054

\+ The perfect mix for an excellent cut and abrasion resistance for great dexterity and lifespan

GISS



G-CHEM ULTRA GLOVES

Standards: EN388:2016/EN374-3/EN374-2

Nitrile gloves, flocked on the inside. Outer surface non-slip on palm and fingers. Silicone-free. Thickness: 0.38 mm.- Length: 32 cm. Very good chemical resistance to hydrocarbon and alcohol derivatives.
Pack of 12 pairs / Box of 144 pairs

APPLICATIONS

Machining of components where cutting oils are present. Printing. Treatment of metals with solvents. Wood treatment. General mechanics. Maintenance work. Use of phytosanitary products.

STRONG POINTS

Very good dexterity. Comfort. Absorption of perspiration. Non-slip.

EN388:2016 3101x | EN ISO374-1:2016 TYPE A AJKLMNO | EN ISO374-5:2016 VIRUS

Sizes	Ref.
7	880420
8	880421
9	880422

Sizes	Ref.
10	880423
11	880424

Q-SAFE DISPOSABLE GLOVES RANGE

Our range of economical disposable gloves for light protection. CAT I

Specially designed and proven for the food industry, community catering and versatile use in applications that do not require high protection.

Q-SAFE







QS5230 NITRILE POWDERED DISPOSABLE GLOVES

Minor risks
Lightly powdered Nitrile gloves. Textured fingertips for better grip. AQL 4.0.
Box of 100 gloves

Sizes	Ref.
S / 6,5	6822306
M / 7,5	6822307

Sizes	Ref.
L / 8,5	6822308
XL / 9,5	6822309

QS5250 NITRILE POWDERFREE DISPOSABLE GLOVES

Sizes	Ref.
S / 6,5	6822302
M / 7,5	6822303

Sizes	Ref.
L / 8,5	6822304
XL / 9,5	6822305

QS5200 BLUE VINYL POWDERFREE DISPOSABLE GLOVES

Minor risks
Non-powdered vinyl gloves. AQL 4.0.
Box of 100 gloves

Sizes	Ref.
S / 6,5	6822314
M / 7,5	6822315

Sizes	Ref.
L / 8,5	6822316
XL / 9,5	6822317

QS5210 BLUE VINYL POWDERED DISPOSABLE GLOVES

Sizes	Ref.
S / 6,5	6822310
M / 7,5	6822311

Sizes	Ref.
L / 8,5	6822312
XL / 9,5	6822313

GISS DISPOSABLE GLOVES RANGE

Our range of premium disposable gloves for proven chemical protection.

Specially designed for applications requiring both very good tactile sensitivity and high resistance. Principal industrial sectors: automotive and chemical industry, agriculture, construction, electronics, food industry and catering services, maintenance and pharmaceutical laboratories.

G-NITRILE POWDERED DISPOSABLE GLOVES

GISS

Standard: EN 420:2003+A1:2009 / EN ISO 374-1:2016 TYPE B / EN ISO 374-5:2016

Ambidextrous gloves made of powdered nitrile for short-term use. AQL 1,5. Approved for medical use.
Box of 100 gloves/ Carton of 10 boxes.

APPLICATIONS

Laboratory, mechanical industries, painting workshops.

STRONG POINTS

Anti-allergic gloves, very comfortable.



Size	Ref.
7	844944
8	844945
9	844946

Size	Ref.
10	844947
11	844948



G-NITRILE POWDERFREE DISPOSABLE GLOVES

+ Superior quality nitrile gloves

Size	Ref.
7	844950
8	844951
9	844952

Size	Ref.
10	844953
11	844954

GLOVES G-LATEX (Powdered)

GISS

Standard: EN 420:2003+A1:2009 / EN ISO 374-1:2016 TYPE C / EN ISO 374-5:2016

Ambidextrous gloves made of powdered latex short-term use. AQL 1,5.
Box of 100 gloves/ Carton of 10 boxes.

APPLICATIONS

Food distribution, agro-food industries, collective catering, maintenance operations.
Approved for medical use.

STRONG POINTS

Minimal allergic risk.



Size	Ref.
7	844939
8	844940

Size	Ref.
9	844941
10	844942



+ Superior quality latex gloves

BODY PROTECTION

THE STANDARDS



ALL PROTECTIVE CLOTHING MUST COMPLY WITH THE EN 340 STANDARD: GENERAL REQUIREMENTS

Performance relating to ergonomics, safety, size systems, durability, aging, compatibility, marking of protective clothing as well as information provided by the manufacturer of the protective clothing.

PROTECTIVE CLOTHING USED DURING WELDING EN ISO11611 STANDARD

This standard specifies the minimum security requirements for clothing worn during welding operations.
This type of protective clothing is intended to protect the wearer from splashes (small projections of molten metal), against short-term contact with a flame, against radiant heat from the arc and to provide a certain degree of electrical insulation.

HIGH VISIBILITY PROTECTIVE CLOTHING EN ISO 20471 (2013) STANDARD

This standard specifies the characteristics that protective clothing must have for visually signalling the presence of the user, to detect him/her and to see him/her well in dangerous situations, in all conditions of day and night brightness and with headlights.
There are three classes of signalling clothing. Each class must have minimal surfaces of a visible material constituting the garment, the higher the class, the more visible the garment.

	CLASS 3	CLASS 2	CLASS 1
Basic material (fluorescent)	0,80 m^2	0,50 m^2	0,14 m^2
Reflective material (bands)	0,20 m^2	0,13 m^2	0,10 m^2



Marking
X: indicates the garment class

WEATHER PROTECTIVE CLOTHING EN 14058 STANDARD



This standard specifies the requirements and methods of performance testing of clothing articles for protection against cool climates.
These garments will be used at a moderately low temperature (-5 ° C and higher) to protect against local skin cooling.



RAIN PROTECTION CLOTHING EN 343 STANDARD



This standard specifies the requirements and test methods applicable to materials and seams of protective clothing against weathering, mist and soil moisture.

URBAN WORK RANGE

JACKET	S	M	L	XL	XXL	XXXL
Circumference of chest	86/94	94/102	102/110	110/118	118/129	129/141
Euro sizes	44/46	48/50	52/54	56/58	60/62	64/66

TROUSERS	S	M	L	XL	XXL	XXXL
Waist circumference	66/74	74/82	82/90	90/98	98/106	106/117
Euro sizes	34/36	38/40	42/44	46/48	50/52	54/56

COLD AND WEATHERING RANGE

Sizes	S	M	L	XL	XXL	XXXL
A Chest	94/98	98/102	102/106	106/110	110/114	114/118
C Pelvis	66/74	74/82	82/90	90/98	98/106	106/117
D Height	156/164	164/172	172/180	180/188	188/196	196/204
Sizes	46/48	48/50	50/52	52/54	54/56	56/58

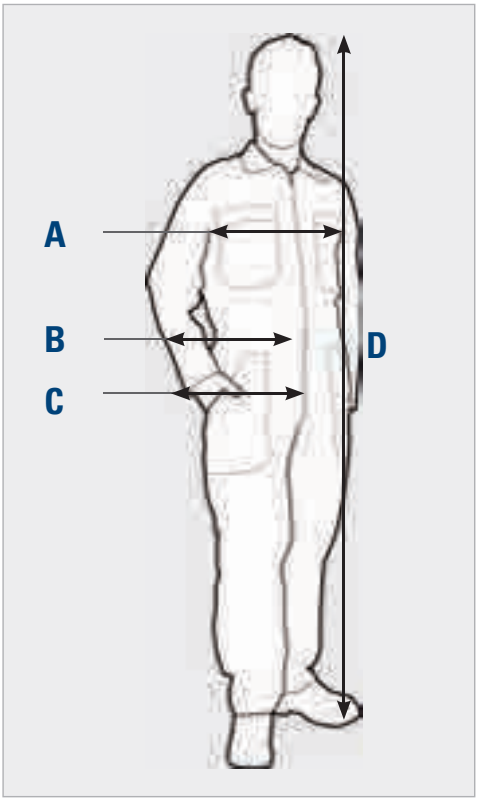

HIGH VISIBILITY RANGE

PARKA & TROUSERS					
Stature in cm	164/172	172/180	180/188	188/196	188/196
Chest circumference in cm	86/94	94/102	102/110	110/118	118/123
Waist circumference in cm	74/82	82/90	90/98	98/106	106/111
Sizes	M	L	XL	XXL	XXXL

BASIC RANGE

Take your sizes directly on your body without tightening.
If you hesitate between two sizes always choose the larger size.

JACKET														
Circumference of chest in cm (AB)	78 to 81	82 to 85	86 to 89	90 to 93	94 to 97	98 to 101	102 to 105	106 to 109	110 to 113	114 to 117	118 to 121	122 to 125	126 to 129	130 to 133
Size	36	38	40	42	44	46	48	50	52	54	56	58	60	62
Waist	0		1		2		3		4		5		6	
	S		M		L		XL				XXL		XXXL	

TROUSERS														
Circumference equivalence in cm	69 to 72	73 to 76	77 to 80	81 to 84	85 to 88	89 to 92	93 to 96	97 to 100	101 to 104	105 to 108	109 to 112	113 to 116	117 to 120	121 to 124
Size	36	38	40	42	44	46	48	50	52	54	56	58	60	62

The SANFOR treatment is a fabric mechanical process pre-shrinkage to ensure a withdrawal of 3% maximum on a crafted article, during normal washing.

OVERALLS - COATS							
Circumference of chest in cm (AB)	78 to 86	87 to 93	94 to 100	101 to 107	108 to 114	115 to 121	112 to 128
Size	78 to 86	1	2	3	4	5	6
Waist	36-38	40-42	44-46	48-50	52-54	56-58	60-62
	S	M	L	XL		XXL	XXXL

DUNGAREES														
Circumference equivalence in cm	69 to 72	73 to 76	77 to 80	81 to 84	85 to 88	89 to 92	93 to 96	97 to 100	101 to 104	105 to 108	109 to 112	113 to 116	117 to 120	121 to 124
Size	36	38	40	42	44	46	48	50	52	54	56	58	60	62

URBAN WORK PREMIUM CLOTHING

Combining modernity and quality, the new range Urban Work Premium meets the demands of today's worker thanks to a mainly Canvas cotton textile and a stylish design.
The high performance textile features high tear, scratches and abrasion resistance. Dedicated to industrial sectors, the range has been engineered to provide comfort, maximum safety and sturdiness to users. This clothing combines a Cordura® fabric protecting the zones which are the most exposed to abrasion and a polyester cotton base cloth.
Textiles : 60% cotton 40% polyester Canvas 270 g/m²

Sturdy combination of cotton and polyester, with excellent wear resistance and a rough aspect. The fabric is both durable and has a pleasant feel. The light stretch fabric provides freedom of movement.

GISS

CORDURA FABRIC



TROUSERS URBAN WORK PREMIUM 1

Materials: 60% cotton 40% polyester Canvas 270 g/m²
Colour scheme: Navy blue / Black
Trousers with elasticated belt closed by «jeans" button. Zip fasteners. Triple topstitching Jeans pockets. Knee pads location. Preformed knees.

STRONG POINTS
Cordura® reinforcements: Leg bottoms, knee pads pockets, side pockets and meter pocket.

Size	Ref.
S	861880
M	861881
L	861882

Size	Ref.
XL	861883
XXL	861884
XXXL	861885

JACKET URBAN WORK PREMIUM 1

Materials: 60% cotton 40% polyester Canvas 270 g/m²
Colour scheme: Navy blue / Black
Jacket with stand-up collar, zip closure. Adjustable bottom with press stubs. 5 pockets including 1 on arm.

STRONG POINTS
Cordura® reinforcements: wrists and belt bottom.

Size	Ref.
S	861887
M	861888
L	861889

Size	Ref.
XL	861890
XXL	861891
XXXL	861892





GISS

TROUSERS URBAN WORK PREMIUM 2

Materials: 60% cotton 40% polyester Canvas 270 g/m²
Colour scheme: Grey/Black
Trousers with elasticated belt closed by «jeans" button. Zip fasteners. Triple topstitching Jeans pockets. Knee pads location. Preformed knees.

STRONG POINTS

Cordura® reinforcements: Leg bottoms, knee pads pockets, side pockets and meter pocket.

Size	Ref.
S	861894
M	861895
L	861896

Size	Ref.
XL	861897
XXL	861898
XXXL	861899



JACKET URBAN WORK PREMIUM 2

Materials: 60% cotton 40% polyester Canvas 270 g/m²
Colour scheme: Grey/Black
Jacket with stand-up collar, zip closure. Adjustable bottom with press studs. 5 pockets including 1 on arm.

STRONG POINTS

Cordura® reinforcements: wrists and belt bottom.

Size	Ref.
S	861901
M	861902
L	861903

Size	Ref.
XL	861904
XXL	861905
XXXL	861906





KNEE PADS

Standard: EN14404 Type 2 Level 1

Knee pads in polyethylene foam 20x15 cm for Urban Work & Urban Work Premium trousers.

Ref.
861908



Excellence fabric for exceptional garments solid and resistant to wear. The polyamide fibre found in Cordura® guarantees a superior longevity. An additional treatment makes it water-repellent and dust resistant for ease of care and optimal comfort. GISS uses this fabric to reinforce clothing where wear is important.

GISS



TROUSERS URBAN WORK 2

Materials: Serge 60% cotton 40% polyester 245 g/m²
Colour scheme: Grey/Black
Elasticated sides, belt closed by button. Front and back belt loops in contrasting colour. Zip fly. Double topstitching side seems. Leg bottom with hem allowing retouching.
2 front pockets, 2 back pockets, side bellow pocket.

STRONG POINTS
Soft, light and resistant fabric for all year use.

CE

Size	Ref.
S	845013
M	845014
L	845015

Size	Ref.
XL	845016
XXL	845017
XXXL	845018

JACKET URBAN WORK 2

Materials: Serge 60% cotton 40% polyester 245 g/m²
Colour scheme: Grey/Black
Raglan sleeves with shaping in contrasting colours. Offset wrist with adjustments by pad and Velcro. Colour contrasting belt. Frontal opening by plastic zip under a flap with gripping bottom in contrasting colours. Shirt collar. Numerous pockets.

STRONG POINTS
Soft, light and resistant fabric for all year use.

CE

Size	Ref.
S	845006
M	845007
L	845008

Size	Ref.
XL	845009
XXL	845010
XXXL	845011

\+ Smart-phone pocket, badge holder, very wide hand pockets Ruler, tool-holder pocket

› SEE PAGE 1113



Shoe MUNDO S1P SRC safety trainer
Ref. 867219

What makes the difference

URBAN WORK TROUSERS
ROBUST AND COMFORTABLE PROFESSIONAL CLOTHES

Trousers with 2 hip pockets,
1 pocket with bellows on the side,
1 tool holder pocket,
2 knee pads pockets
and 2 back pockets.





Knee pad pocket

GISS

TROUSERS URBAN WORK 1

Materials: Serge 60% cotton 40% polyester 245 g/m²
Colour scheme: Grey/Navy blue
Elasticated sides, belt closed by button. Front and back belt loops in contrasting colour. Zip fly. Double topstitching side seems. Leg bottom with hem allowing retouching. Numerous pockets
STRONG POINTS
Soft, light and resistant fabric for all year use.

CE

Size	Ref.
S	845027
M	845028
L	845029

Size	Ref.
XL	845030
XXL	845031
XXXL	845032



JACKET URBAN WORK 1

Materials: Serge 60% cotton 40% polyester 245 g/m²
Colour scheme: Grey/Navy blue
Sleeves with shaping in contrasting colours. Offset wrist with adjustments by pad and Velcro. Colour contrasting belt. Frontal opening by plastic zip under a gripping contrasting flap. Shirt collar. Numerous pockets.
STRONG POINTS
Soft, light and resistant fabric for all year use.

CE

Size	Ref.
S	845020
M	845021
L	845022

Size	Ref.
XL	845023
XXL	845024
XXXL	845025

\+ Smart-phone pocket, badge holder, very wide hand pockets Ruler, tool-holder pocket

› SEE PAGE 1113



Shoe AZUFRE S3 SRC safety trainer
Ref. 867234

What makes the difference

URBAN WORK JACKETS
ROBUST AND COMFORTABLE PROFESSIONAL CLOTHES

A functional line mainly in cotton, for all the maintenance trades, the BTP craftsmen and the industrial universe.
A range of very flexible and comfortable to wear.



Phone pockets and removable badge holder



«A 100% COTTON FUNCTIONAL RANGE WHERE GISS QUALITY IS APPLIED TO ENTRY PRODUCTS»

GISS



+ Anti shrink treatment SANFOR

OVERCOAT

Materials: 100% cotton 320 g/m² Colour scheme: Bugatti Blue.
Button fastening, 1 chest patch pocket, 2 lower patch pockets, 1 inner pocket. Non shrinking treatment SANFOR.

Size	Ref.
0	605325
1	605326
2	605327
3	605328
4	605329
5	605330
6	652141
7	652142

GISS



+ Anti shrink treatment SANFOR

TROUSERS

Materials: 100% cotton 320 g/m² Colour scheme: Bugatti Blue.
Button closing trousers with button fly, 5 belt loops, 2 hip pockets, 1 meter pocket right side, 1 rear pocket.
Non shrinking treatment SANFOR.

Size	Ref.
36	652151
38	145800
40	145900
42	146000
44	146100
46	146200
48	146300
50	146400
52	146500
54	146600
56	146700
58	146800
60	146900
62	652152

GISS



+ Anti shrink treatment SANFOR

JACKET

Materials: 100% cotton 320 g/m² Colour scheme: Bugatti Blue.
Button pad jacket, 3 patch pockets, 1 inner pocket, sleeve bottom straight. Anti shrink treatment SANFOR

Size	Ref.
36	652149
38	144600
40	144700
42	144800
44	144900
46	145000
48	145100
50	145200
52	145300
54	145400
56	145500
58	145600
60	145700
62	652150

OVERALLS

GISS

Materials: 100% Cotton 320 g/m². Colour scheme: Bugatti Blue.
Overalls with zip closure metal double slider, elasticated back, straight bottom of sleeves. 2 patch chest pockets with metal zip closure, 2 lower patch pockets, 1 meter pocket on the right leg side,1 back pocket. Non shrinking treatment SANFOR.

Size	Ref.
0	149000
1	149200
2	149400
3	149600
4	149800
5	150000
6	150100
7	652159



+ Anti shrink treatment SANFOR

OVERALLS DOUBLE ZIP

GISS

Materials: 65% polyester 35% cotton 245 g/m²
Colour scheme: Bugatti Blue. Overall with injected double zip, elastic waist back, 2 zip closing breast pockets, 2 lower patch pockets, 1 ruler pocket on the right leg, straight lower sleeves with grippers, lower leg grippers, stand-up collar.
Materials: 100% cotton 320 g/m²

Size	Ref.
0	787470
1	787471
2	787472
3	787473
4	787474
5	787475
6	787793
7	787794

Size	Ref.
0	845327
1	845328
2	845329
3	845330
4	845331
5	845332
6	845333
7	845334



DUNGAREES

GISS

Materials: 100% cotton 320 g/m² Colour scheme: Bugatti Blue.
Button fly and waistband closed by adjustable buttons, removable braces, bib with 1 patch pocket with metal closing and adjacent pen pocket. 2 lower pockets, 2 hand pockets closed by buttons, 1 ruler pocket on right leg, 1 button closing rear pocket. Non shrinking treatment SANFOR.

Size	Ref.
36	652153
38	147800
40	147900
42	148000
44	148100
46	148200
48	148300

Size	Ref.
50	148400
52	148500
54	148600
56	148700
58	148800
60	148900



+ Anti shrink treatment SANFOR

«BASIC PLUS» RANGE: 65% COTTON/35% POLYESTER , 300 G/M²

GISS

WORK JACKET

Closing by 4 buttons under tabs
1 breast patch pocket on left-hand side
1 inside patch pocket on right-hand side
2 lower patch pockets
Offset wrists closed by 1 button
Round collar

WORK TROUSERS

2 italian pockets (bottom of pockets with off-white fabric)
1 right back pocket with button closing
1 ruler pocket, right leg
5 openings
Button fly
Button closing waist







+ The benefits of the Cotton/Polyester: Very good dimensional stability Better colour retention after warmer washing in winter and cooler in summer than 100% cotton Softer and stronger Anti-shrink treatment More water-repellent than cotton against water and oil

Size	Colour scheme	GISS jacket
36	Bugatti Blue	854918
38	Bugatti Blue	854919
40	Bugatti Blue	854920
42	Bugatti Blue	854921
44	Bugatti Blue	854922
46	Bugatti Blue	854923
48	Bugatti Blue	854924
50	Bugatti Blue	854925
52	Bugatti Blue	854926
54	Bugatti Blue	854927
56	Bugatti Blue	854928
58	Bugatti Blue	854929
60	Bugatti Blue	854930
62	Bugatti Blue	854931
36	US Green	854933
38	US Green	854934
40	US Green	854935
42	US Green	854936
44	US Green	854937
46	US Green	854938
48	US Green	854939
50	US Green	854940
52	US Green	854941
54	US Green	854942
56	US Green	854943
58	US Green	854944
60	US Green	854945
62	US Green	854946
36	Steel Grey	854948
38	Steel Grey	854949
40	Steel Grey	854950
42	Steel Grey	854951
44	Steel Grey	854952
46	Steel Grey	854953
48	Steel Grey	854954
50	Steel Grey	854955
52	Steel Grey	854956
54	Steel Grey	854957
56	Steel Grey	854958
58	Steel Grey	854959
60	Steel Grey	854960
62	Steel Grey	854961

Size	Colour scheme	GISS trousers
36	Bugatti Blue	854873
38	Bugatti Blue	854874
40	Bugatti Blue	854875
42	Bugatti Blue	854876
44	Bugatti Blue	854877
46	Bugatti Blue	854878
48	Bugatti Blue	854879
50	Bugatti Blue	854880
52	Bugatti Blue	854881
54	Bugatti Blue	854882
56	Bugatti Blue	854883
58	Bugatti Blue	854884
60	Bugatti Blue	854885
62	Bugatti Blue	854886
36	US Green	854888
38	US Green	854889
40	US Green	854890
42	US Green	854891
44	US Green	854892
46	US Green	854893
48	US Green	854894
50	US Green	854895
52	US Green	854896
54	US Green	854897
56	US Green	854898
58	US Green	854899
60	US Green	854900
62	US Green	854901
36	Steel Grey	854903
38	Steel Grey	854904
40	Steel Grey	854905
42	Steel Grey	854906
44	Steel Grey	854907
46	Steel Grey	854908
48	Steel Grey	854909
50	Steel Grey	854910
52	Steel Grey	854911
54	Steel Grey	854912
56	Steel Grey	854913
58	Steel Grey	854914
60	Steel Grey	854915
62	Steel Grey	854916

«BASIC PLUS» RANGE: 65% COTTON/35% POLYESTER , 300 G/M²

OVERALLS

GISS

Front metal zip closing
2 meatal zip closing chest pockets
2 lower pockets
1 right back pocket 1 ruler pocket right leg
Shirt collar
Elastic back
Straight sleeve bottom

Size	Colour scheme	Ref.
0	Bugatti Blue	854963
1	Bugatti Blue	854964
2	Bugatti Blue	854965
3	Bugatti Blue	854966
4	Bugatti Blue	854967
5	Bugatti Blue	854968
6	Bugatti Blue	854969
7	Bugatti Blue	854970
0	US Green	854972
1	US Green	854973
2	US Green	854974
3	US Green	854975
4	US Green	854976
5	US Green	854977
6	US Green	854978
7	US Green	854979
0	Steel Grey	854981
1	Steel Grey	854982
2	Steel Grey	854983
3	Steel Grey	854984
4	Steel Grey	854985
5	Steel Grey	854986
6	Steel Grey	854987
7	Steel Grey	854988







› SEE PAGE 942



GISS first workbench with 4 drawers
Ref. 818649

› SEE PAGE 961



GISS workshop seat Ref. 865515

\+ The benefits of the Cotton/Polyester: Very good dimensional stability. Better colour retention after warmer washing in winter and cooler in summer than 100% cotton. Softer and stronger. Anti-shrink treatment. More water-repellent than cotton against water and oil

«BASIC PLUS» RANGE: 65% COTTON/35% POLYESTER , 300 G/M²

GISS



SPEED WORK OVERALL DOUBLE ZIP

Double moulded teeth zip with 10 mm metal tab
2 breast pockets, 6 mm moulded teeth metal zip
2 lower patch pockets
1 right back pocket
1 ruler pocket right leg
Shirt collar
Elastic back
Straight sleeve bottom

Size	Colour scheme	Ref.
0	Bugatti Blue	854990
1	Bugatti Blue	854991
2	Bugatti Blue	854992
3	Bugatti Blue	854993
4	Bugatti Blue	854994
5	Bugatti Blue	854995
6	Bugatti Blue	854996
7	Bugatti Blue	854997
0	US Green	854999
1	US Green	855000
2	US Green	855001
3	US Green	855002
4	US Green	855003
5	US Green	855004
6	US Green	855005
7	US Green	855006
0	Steel Grey	855008
1	Steel Grey	855009
2	Steel Grey	855010
3	Steel Grey	855011
4	Steel Grey	855012
5	Steel Grey	855013
6	Steel Grey	855014
7	Steel Grey	855015

+ The benefits of the Cotton/Polyester: Very good dimensional stability. Better colour retention after warmer washing in winter and cooler in summer than 100% cotton. Softer and stronger. Anti-shrink treatment. More water-repellent than cotton against water and oil

› SEE PAGE 987



Special maintenance solution for storage on sheet metal shelves Ref. 863380

› SEE PAGE 1020



Non-woven G-WIPE BLUE wipe Ref. 862420

G-WELD TAB APRON (Cowhide)

GISS

Standard: EN ISO11611 Class 1/2 A1

Cowhide split leather apron with flap. Attached to the neck by a lanyard and under the armpits by an adjustable and buckled belt.
Dimension: 90 x 70 cm

APPLICATIONS

Welding work and situations with risk of splashing of small liquid metal droplets.



Ref.
840463



\+ Ideal for manual welding techniques, gas, TIG, MIG welding, plasma micro-welding, brazing, MMA welding.

FIND IN THIS CATALOGUE A COMPLETE SELECTION OF PROTECTION EQUIPMENT FOR WELDING OPERATIONS

› SEE PAGE 1047



Safety spectacle WELDER 5 Ref. 844928

› SEE PAGE 1047



Welding mask G-SPARK HD Ref. 856054

› SEE PAGE 1064



G-WELD BLACK welding gauntlet Ref. 867665

› SEE PAGE 1065



G-WELD TIG welding gauntlet Ref. 840056

FIND OUR EQUIPMENT RANGE FOR MMA-TIG-MIG AND FLAME WELDING ON WWW.RUBIX-ENGINEERING.COM

› SEE PAGE 841



Universal steel electrode Ref. 853711

› SEE PAGE 875



Welding torch Ref. 625595

› SEE PAGE 840



Welding station GISS ARC 200 EXPERT EVOL Ref. 856135

GISS







HIGH VISIBILITY WAISTCOAT ECO1 « DOUBLE TORSO BANDS »

Standard: EN ISO20471

Vest in fluorescent polyester mesh.
2 torso reflecting bands Class 2
Closing Velcro tape adjustable, horizontally.

Colour	Size	Ref.
Yellow	L	855018
Yellow	XL	855019
Yellow	XXL	855020
Orange	L	855023
Orange	XL	855024
Orange	XXL	855025

GISS





HIGH VISIBILITY WAISTCOAT ECO2 – « TORSO AND BRACES BANDS »

Standard: EN ISO20471

Vest in fluorescent polyester mesh.
Reflecting harness bands Class 2
Closing Velcro tape adjustable, horizontally.

Colour	Size	Ref.
Yellow	L	855028
Yellow	XL	855029
Yellow	XXL	855030
Orange	L	855033
Orange	XL	855034
Orange	XXL	855035

GISS





ECO3 HI-VIZ WAISTCO AT

Standard: EN ISO20471

Vest in fluorescent polyester mesh.
Reflecting double belt harness bands Class 2.
Velcro fastening.

Colour	Size	Ref.
Yellow	L	855038
Yellow	XL	855039
Yellow	XXL	855040
Orange	L	855043
Orange	XL	855044
Orange	XXL	855045

REVERSIBLE WAISTCOAT G DOCK'R

GISS

Standard: EN ISO 20471

Reversible Waistcoat, HV side in fluorescent Oxford polyester material/PU.
Insulation 100% polyester 140 g/m² Straight collar, grey collar. Two way zip. Kidney protection back. Lower elastic tightening on the side by cord block. Double torso reflecting bands sewn.
Pockets: 2 external lower patch pockets with closing velcro bands, 1 chest bellow pocket for telephone, 1 chest patch pocket with pad closing and Velcro strap, 1 vertical chest pocket with zipper.
Grey side: inside in polyester pongee/PVC Pockets 2 external lower patch pocket with closing Velcro bands, 1 chest bellow telephone pocket, 1 chest patch pocket with closing Velcro bands, 1 vertical chest pocket with zipper.

STRONG POINTS

Practical and economical thanks to its double use.



Size	Colour scheme	Ref.
M	Yellow/Grey	854116
L	Yellow/Grey	854117
XL	Yellow/Grey	854118
XXL	Yellow/Grey	854119
XXXL	Yellow/Grey	854120

Size	Colour scheme	Ref.
M	Orange/Grey	854123
L	Orange/Grey	854124
XL	Orange/Grey	854125
XXL	Orange/Grey	854126
XXXL	Orange/Grey	854127







\+ Ideal for spring and autumn seasons

RAIN TROUSERS URBAN'R

GISS

Standard: EN ISO 20471(2013)+A1 (2016) EN343(2003) +A1 (2007)

High visibility, two-colour, rain trousers. Fully waterproof seams. Crotch comfort triangle, contrasting colours. Trouser pockets on each side, fly closed by press-studs. Belt entirely elasticated with tightening cord, with eyelet, blockers and plastic tips for the cord. Braces attached to the trouser belt with loops and plastic buckle allowing braces to be adjusted. Lower leg with comfort gusset, closed by three press-studs facilitating the passage of safety shoes.

STRONG POINTS

String fabric and Oxford 300D weft 100% polyester coating PU breathable waterproof.



Size	Colour scheme	Ref.
M	Orange/Navy Blue	854149
L	Orange/Navy Blue	854150
XL	Orange/Navy Blue	854151
XXL	Orange/Navy Blue	854152
XXXL	Orange/Navy Blue	854153

Size	Colour scheme	Ref.
M	Yellow/ Navy Blue	854143
L	Yellow/ Navy Blue	854144
XL	Yellow/ Navy Blue	854145
XXL	Yellow/ Navy Blue	854146
XXXL	Yellow/ Navy Blue	854147



\+ Breathable waterproof fabric and adjustable braces

GISS



RAINWEAR SET G-RAIN'R

Standard: EN ISO 20471 EN343:2003

External material: 100% Oxford breathable, fluorescent polyester.
Coating PU 180 g/m². Dark colour.
Jacket: Sewn reflecting bands, 2 front belts,
2 armbands. Simple zip closure, right up to the neck. Stand-up collar integrated hood. Fixed hood, tightening cord with cord-locks. Self-adjusting elastic sleeves. Tightening lower cords with cord blocks. External pockets 2 lower patch pockets closing with Velcro bands.
Trousers: sewn reflecting bands (2 bands at knees/calves). Elastic waist tightening. Two finger grip. External calves tightening by pressure button.

STRONG POINTS

Welded and waterproof seems.



Size	Colour scheme	Ref.
S	Yellow/ Navy Blue	854129
M	Yellow/ Navy Blue	854130
L	Yellow/ Navy Blue	854131
XL	Yellow/ Navy Blue	854132
XXL	Yellow/ Navy Blue	854133
XXXL	Yellow/ Navy Blue	854134

Size	Colour scheme	Ref.
S	Orange/Navy Blue	854136
M	Orange/Navy Blue	854137
L	Orange/Navy Blue	854138
XL	Orange/Navy Blue	854139
XXL	Orange/Navy Blue	854140
XXXL	Orange/Navy Blue	854141



\+ Supplied in a fabric pouch.

› SEE PAGE 1154



Signaling beacon 50 cm Ref. 868014

› SEE PAGE 1155



Signaling tripod Ref. 868026

› SEE PAGE 1043



Spectacle G-HIVIZ Ref. 854317

HV SOFTSHELL JACKET G-VISION 3

GISS

EN ISO 20471

Softshell jacket. Set-in sleeves.
Interior: grey polar 100% polyester.
Central zip fastening simple slide cursor reversible under flap.
Black officer belt loop bias collar.
Black lower sleeves corded piping, with self-gripping tightening flap.
Neck and wrist Velcro straps for fastening to the parka/rain jacket G Vision 2.
Bottom of the jacket lined with black bias. Fabric:
Softshell fabric stretch, polar interior. Weight: +/- 310 g/m².
Retro-reflective fabric:
ISO 20471 certified retro-reflective microbeads fabric 25 washing cycles at 40°C (according to ISO 6330 4N).

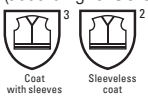

Sizes	Colour scheme	Ref.
S	Yellow/ Navy Blue	867628
M	Yellow/ Navy Blue	867629
L	Yellow/ Navy Blue	867630
XL	Yellow/ Navy Blue	867631
XXL	Yellow/ Navy Blue	867632
XXXL	Yellow/ Navy Blue	867633

Sizes	Colour scheme	Ref.
S	Orange/Navy Blue	867635
M	Orange/Navy Blue	867636
L	Orange/Navy Blue	867637
XL	Orange/Navy Blue	867638
XXL	Orange/Navy Blue	867639
XXXL	Orange/Navy Blue	867640







+ Adaptable to parkas and rain jacket G-VISION 2

SOFTSHELL STREET'R 2 IN 1 JACKET (Jacket + Vest)

GISS

Standard: EN ISO 20471

Soft, light Softshell jacket. Water-repellent and breathable membrane integrated to the fabric makes this vest a waterproof-breathable a wind jacket. Removable sleeves. Zip neck. Kidney protection back.
3 layer laminated Softshell fabric. 2 lower zip pockets, chest pocket, interior pocket.
Exterior 100% polyester TPU membrane (3000/3000)
100% polyester interior.
RETHIOTEX®, micro-bead heat-transfer band,
ISO 20471-compliant.

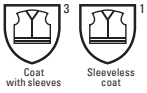

Size	Colour scheme	Ref.
S	Yellow/ Navy Blue	860617
M	Yellow/ Navy Blue	860618
L	Yellow/ Navy Blue	860619
XL	Yellow/ Navy Blue	860620
XXL	Yellow/ Navy Blue	860621
XXXL	Yellow/ Navy Blue	860622

Size	Colour scheme	Ref.
S	Orange/Navy Blue	860624
M	Orange/Navy Blue	860625
L	Orange/Navy Blue	860626
XL	Orange/Navy Blue	860627
XXL	Orange/Navy Blue	860628
XXXL	Orange/Navy Blue	860629







GISS









+ Fully waterproof seams

2 IN 1 EOLE'R JACKET

Standard: EN ISO 20471 EN 14058 (2017)

Removable sleeve jacket made of Oxford fabric 100% polyester coated with polyurethane 200 g/m². Two-colour yellow or orange and navy blue, high visibility EN ISO 20471. Body lining: polar fleece. Sleeve lining: quilted, 100% polyester. Reflective: 5 cm, seamed RETHIOTEXR band.

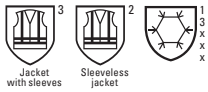

Size	Colour scheme	Ref.
M	Yellow/ Navy Blue	860631
L	Yellow/ Navy Blue	860632
XL	Yellow/ Navy Blue	860633
XXL	Yellow/ Navy Blue	860634
XXXL	Yellow/ Navy Blue	860635

Size	Colour scheme	Ref.
M	Orange/Navy Blue	860637
L	Orange/Navy Blue	860638
XL	Orange/Navy Blue	860639
XXL	Orange/Navy Blue	860640
XXXL	Orange/Navy Blue	860641

GISS





+ Waterproof, breathable fabric and fully leak-tight seams.
Exclusive design.

PARKA URBAN'R

Standard: EN ISO 20471 EN343 EN14058

Two-coloured parka made of waterproof, breathable Oxford fabric, 100% polyester coated with polyurethane. 100% Polyester mesh fabric lining.
Reflective band RETHIOTEX® sewing.
Closing by double tab zip under closed double flap.
High collar closed by 3 press-studs, integrated hood with cord adjustment. 2 lower zipped pockets,
1 Napoleon style pocket under flap, 1 inside pocket.

STRONG POINTS

Opening at lower back facilitates screen printing.



Size	Colour scheme	Ref.
M	Yellow/ Navy Blue	840838
L	Yellow/ Navy Blue	840839
XL	Yellow/ Navy Blue	840840
XXL	Yellow/ Navy Blue	840841
XXXL	Yellow/ Navy Blue	840842

Size	Colour scheme	Ref.
M	Orange/Navy Blue	854161
L	Orange/Navy Blue	854162
XL	Orange/Navy Blue	854163
XXL	Orange/Navy Blue	854164
XXXL	Orange/Navy Blue	854165

G-VISION ONE HI-VIZ PARKA JACKET

GISS

Standard: EN ISO 20471 EN 343 EN14058

Two-colour parka, zip closing with button closing flap, wrist sleeve tightening by gripping bands; lower back opening for marking, waist tightening by cord-locks. Straight sailor collar, hood integrated into collar with cord closing. Sewn reflecting strips, 2 belts, 2 armbands per sleeve, 2 front and rear braces. Waterproof, fluorescent PU-coated Oxford polyester exterior.
Inside 100 % polyester 140 g/m^2. Thermal-welded taped seams.
2 lower outer inset pockets with flaps Velcro tape closing.
1 inner wallet pocket, Velcro tape closing.

STRONG POINTS

High visibility clothing, waterproof, water-tight seams, integrated hood with tightening, permanent quilted lining. Anti-soiling inserts



Size	Colour scheme	Ref.
S	Yellow/ Navy Blue	847058
M	Yellow/ Navy Blue	847059
L	Yellow/ Navy Blue	847060
XL	Yellow/ Navy Blue	847061
XXL	Yellow/ Navy Blue	847062
XXXL	Yellow/ Navy Blue	847063

Size	Colour scheme	Ref.
S	Orange/Navy Blue	854108
M	Orange/Navy Blue	854109
L	Orange/Navy Blue	854110
XL	Orange/Navy Blue	854111
XXL	Orange/Navy Blue	854112
XXXL	Orange/Navy Blue	854113

Size	Colour scheme	Ref.
S	Red/Navy Blue	870185
M	Red/Navy Blue	870186
L	Red/Navy Blue	870187
XL	Red/Navy Blue	870188
XXL	Red/Navy Blue	870189
XXXL	Red/Navy Blue	870190







+ High visibility at the best price.

› SEE PAGE 893



Weigher pallet truck 2T Ref. 867835

› SEE PAGE 895



Ergo-1 teel two wheel hand truck (200 kg) Ref. 865657

› SEE PAGE 988



Heavy load rail G-RACK Ref. 867868

GISS











+ Cold weather vest attachment: Zip fastening with Velcro band on neck and wrists.

G-VISION 2 HI-VIZ 4 IN 1 PARKA JACKET

EN ISO 20471 EN14058 (2017) EN343 (2003) +A1 (2007)

Parka + Rain jacket + Jacket + Vest. Set-in sleeves.
Water-tight seams.
Zip closing with button closure.
Velcro tightening cuffs.
Polo neck with fleece lining, containing an integrated fully lined adjustable hood.
Back neck is closed with three pressure buttons.
Pull cord at the bottom of the parka.
Fabric: 100% polyester 300D Oxford fabric with polyurethane coating.
Weight: 185 g/m².
100% polyester Taffeta hygiene lining.
Weight: 250 g/m². Retro-reflective fabric: Certified ISO 20471 microbeads retro-reflective fabric. 25 washing cycles at 40°C (according to ISO 6330 4N).

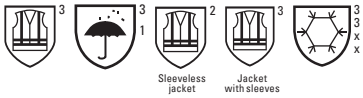

Sizes	Colour scheme	Ref.
S	Yellow/ Navy Blue	867614
M	Yellow/ Navy Blue	867615
L	Yellow/ Navy Blue	867616
XL	Yellow/ Navy Blue	867617
XXL	Yellow/ Navy Blue	867618
XXXL	Yellow/ Navy Blue	867619

Sizes	Colour scheme	Ref.
S	Orange/Navy Blue	867621
M	Orange/Navy Blue	867622
L	Orange/Navy Blue	867623
XL	Orange/Navy Blue	867624
XXL	Orange/Navy Blue	867625
XXXL	Orange/Navy Blue	867626

Sizes	Colour scheme	Ref.
S	Red/Navy Blue	870192
M	Red/Navy Blue	870193
L	Red/Navy Blue	870194
XL	Red/Navy Blue	870195
XXL	Red/Navy Blue	867196
XXXL	Red/Navy Blue	870197

› SEE PAGE 1152



G-STEP anti skid ribbon Ref. 868006

› SEE PAGE 899



Metal star cart (300 kg) Ref. 865672

GISS

PARKA G PRISM 4 IN 1

Standard: EN ISO 20471 EN343 Vest EN ISO 20471 EN14058



Parka + Wind Cheater +Jacket + Vest
Two-colour parka Oxford cloth 100% polyester PU coating. Lining 100% polyester. Water-tight seams. Hood in collar.
Removable sleeve jacket in Oxford cloth 100% polyester PU coating. Quilted lining.
Micro-grain reflective bands
Micro-prism reflecting bands

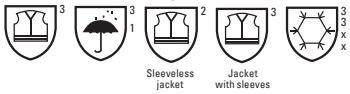

Size	Colour scheme	Ref.
S	Yellow/ Navy Blue	855333
M	Yellow/ Navy Blue	855334
L	Yellow/ Navy Blue	855335
XL	Yellow/ Navy Blue	855336
XXL	Yellow/ Navy Blue	855337
XXXL	Yellow/ Navy Blue	855338

Size	Colour scheme	Ref.
S	Orange/Navy Blue	855340
M	Orange/Navy Blue	855341
L	Orange/Navy Blue	855342
XL	Orange/Navy Blue	855343
XXL	Orange/Navy Blue	855344
XXXL	Orange/Navy Blue	855345

GISS

EOLE'R 4 IN 1 PARKA

Standard: EN ISO 20471 EN343 Vest EN14058 EN ISO 20471



Parka + Wind Cheater +Jacket + Vest
Two-colour parka Yellow/ Navy Blue or Orange/Navy blue in 100% polyester, perspiration resistant Oxford fabric, polyurethane coating. Mesh lining 100% polyester. Removable hood with tightening cord.
Removable two-colour jacket with removable sleeves. Yellow/ Navy Blue or Orange/ Navy blue, 100% polyester, perspiration resistant Oxford fabric, polyurethane coating. Quilted sleeves.
Reflective inserts on the sleeves.

STRONG POINTS

Waterproof, breathable fabric and fully leak-tight seams.

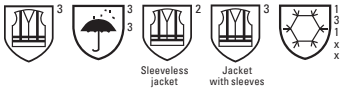

Size	Colour scheme	Ref.
M	Yellow/ Navy Blue	840844
L	Yellow/ Navy Blue	840845
XL	Yellow/ Navy Blue	840846
XXL	Yellow/ Navy Blue	840847
XXXL	Yellow/ Navy Blue	840848

Size	Colour scheme	Ref.
M	Orange/Navy Blue	860643
L	Orange/Navy Blue	860644
XL	Orange/Navy Blue	860645
XXL	Orange/Navy Blue	860646
XXXL	Orange/Navy Blue	860647



GISS



WAISTCOAT G-RIPSTOP

Two-colour vest, navy blue and grey, 100% Ripstop polyester, PVC waterproof coating. Interior lining 100% polyester taffeta with polyester insulating padding. Reflecting edges and 6 reflecting inserts. Single zip fastener up to the throat with press-stud flap. Polar lined collar. Armholes with internal elastic. Elastic tightening on the sides.
9 pockets including 1 internal.

Size	Ref.
S	845138
M	845139
L	845140
XL	845141
XXL	845142
XXXL	845143

+ Waterproof vest guaranteeing great solidity and good protection against staining.
Opening flap at the bottom of the parka facilitating printing.

GISS





VEST URBAN WORK

Warm, multi-pocket vest, 65% polyester – 35% cotton, high collar, front zip opening under press-stud flap. Armholes with interior windcheater elastic, reflective trim across the chest, half-elastic waist at the front and at the back, back kidney protection. 100% polyester quilted taffeta lining. 100% polyester lining. Colour: black/grey.
7 pockets: 1 chest pocket, right side with Velcro closing flap. 1 patch chest pockets left side. 1 chest telephone pocket, right side with Velcro closing flap. 2 lower, Velcro closing pockets with hand, gusset pocket. 2 interior, wallet pockets, closed by Velcro.

Size	Ref.
S	847044
M	847045
L	847046
XL	847047
XXL	847048
XXXL	847049

+ Wind jacket vest
Kidney protection
Removable badge holder

GISS





JERKIN SOFTSHELL VEST

Softshell (94% polyester / 6% Spandex), waterproof, breathable, glued onto 100% micro-polar polyester. 310 g/m².
100% polyester knitted lining. Retro-reflecting strip.
Zip closure right up to the neck. Elastic lower tightening with cord blocks on the interior sides.

Sizes	Ref.
S	867602
M	867603
L	867604
XL	867605
XXL	867606
XXXL	867607

FLEECE VEST G POLAR FIRST

GISS

Polar vest 100% anti-piling 360 gr/m². Zip closure right up to the neck. 2 lower pockets, zipped hand-rest.





Sizes	Color	Ref.
S	Black	867595
M	Black	867596
L	Black	867597
XL	Black	867598
XXL	Black	867599
XXXL	Black	867600

Sizes	Color	Ref.
S	Grey	873269
M	Grey	873270
L	Grey	873271
XL	Grey	873272
XXL	Grey	873273
XXXL	Grey	873274



Sizes	Color	Ref.
S	Navy blue	873276
M	Navy blue	873277
L	Navy blue	873278
XL	Navy blue	873279
XXL	Navy blue	873280
XXXL	Navy blue	873281

FIRST POLAR FLEECE

GISS

Polar jacket 100% polyester 360 g/m²
Single zip fastener up to the throat with plastic zipper.
Mounted sleeves terminated by tightening elastic
Bottom elastic tightening
2 lower pockets, zipped hand-rest.





Size	Color	Ref.
S	Black	855207
M	Black	855208
L	Black	855209
XL	Black	855210
XXL	Black	855211
XXXL	Black	855212

Size	Color	Ref.
S	Grey	873255
M	Grey	873256
L	Grey	873257
XL	Grey	873258
XXL	Grey	873259
XXXL	Grey	873260

Size	Color	Ref.
S	Navy blue	873262
M	Navy blue	873263
L	Navy blue	873264
XL	Navy blue	873265
XXL	Navy blue	873266
XXXL	Navy blue	873267

MICROPOLAR GRUND PULLOVER LINING

GISS

Composition: 100% polyester micro-fleece sleeve, 200 g/m². Fastener up to the top of the plastic collar with plastic slider. Zipped high collar up to the top with anti-cold underlay. Straight cut. Lint-free.



Sizes	Ref.
S	873283
M	873284
L	873285
XL	873286
XXL	873287
XXXL	873288

GISS



POLAR G POLAR BLACK 2

Jacket 100% polar polyester 300 g/m², black polyester 325 g/m² inserts.
Simple plastic zip closing with metal tab up to the throat. Polar lined straight collar. Hood on the inside of the collar. Sleeves with adjustable tightening Velcro straps. Elastic lower tightening with cord blocks on the interior sides. Kidney protections. Reflecting stripe.
3 pockets: 2 lower pockets, zipped hand-rest, 1 vertical upper pocket with waterproof zipper.

STRONG POINTS

Comfortable and light polar fleece.

Size	Ref.
S	855221
M	855222
L	855223
XL	855224
XXL	855225
XXXL	855226

GISS





JACKET G - SMOOTH

Polar vest 100% anti-piling polyester 350 g/m² Zip closing, high collar
mounted sleeves, contrasted-colour undercut below the sleeves, breast cut, elastic cuffs, adjustable lower side by an elastic cord.
1 zipped chest pocket.
2 zipped lateral pockets.

Size	Ref.
S	847051
M	847052
L	847053
XL	847054
XXL	847055
XXXL	847056

\+ Light, comfortable two-colour polar fleece combining both style and comfort

GISS







JACKET ROOK

Dual-material jacket offering excellent protection against the wind and the cold
Softshell doubled fleece material on the shoulders, the sides and the arms for ease and prolonged lifetime.
Polyester material in knitted mesh for more comfort Can be worn throughout the year

Outside fabric 1: 100% polyester knit, 380g/m²
Outside fabric 2: Softshell 3 layers (94% polyester / 6% elastane + TPU + 100% polyester fleece), 330 g/m²
Zip closure right up to the neck
A chest zip pocket and two lower zip pockets with flaps
Softshell stiffeners + internal fleece

Sizes	Ref.
S	864611
M	864612
L	864613
XL	864614
XXL	864615
XXXL	864616

\+ integrated hood / protects the kidneys

SOFTSHELL THORVALD JACKET

GISS

Hooded softshell jacket Outer material: 92% polyester / 8% Spandex water repellent and breathable glued on 100% polyester micro-fleece 350 g/m². Lining: 100% polyester. Closure by waterproof zip up to the top of the collar. Adjustable sleeves with Velcro strap. Hood with drawstring. 2 side pockets and 1 zipped chest pocket.

Sizes	Color	Ref.
XS	Grey	873239
S	Grey	873240
M	Grey	873241
L	Grey	873242
XL	Grey	873243
XXL	Grey	873244

Sizes	Color	Ref.
XXXL	Grey	873245
XS	Black	873247
S	Black	873248
M	Black	873249
L	Black	873250
XL	Black	873251
XXL	Black	873252
XXXL	Black	873253







JACKET G-JERKIN SOFTSHELL

GISS

Softshell vest (94% polyester / 6% Spandex), waterproof, breathable, glued onto 100% micro-polar polyester.
Polyester internal lining.
Plastic zip closure, right up to the neck.
The bottom of the sleeves with elastic cuffs adjustable by Velcro bands.
Elastic lower tightening with cord blocks on the interior sides.
6 pockets of which 3 are internal.

Size	Ref.
S	845124
M	845125
L	845126
XL	845127
XXL	845128
XXXL	845129



\+ Waterproof, breathable fabric coated with a micro-porous polyurethane membrane. Offering a fabric with great flexibility and flawless breathable water-proofing. Reflecting edges and hood in collar

JACKET G JERKIN 2 IN 1 (jacket + vest)

GISS

External material: Softshell (94% polyester / 6% Spandex), waterproof, breathable, glued onto 100% micro-polar polyester. 310 g/m². Lining: 100% polyester knit in front to hide pockets. Zip closure right up to the neck. Smooth zips. Interior collar cover flap. Integrated hood.
Removable sleeves. Sleeve cuffs adjustable by Velcro straps
Elastic lower tightening by cord blocks on the interior sides. 1 upper vertical zip pocket; 2 vertical lower pocket with zipper.

STRONG POINTS
Hood in collar.

Size	Ref.
S	855214
M	855215
L	855216
XL	855217
XXL	855218
XXXL	855219





\+ Waterproof, breathable fabric coated with a micro-porous polyurethane membrane. Offering a fabric with great flexibility and flawless breathable water-proofing.

GISS

ARBORG WARM BODYWARMER





Men's sleeveless bodywarmer. Down vest-style jacket with zipper. Outer fabric: 100% polyester. Lining: 100% nylon. Quilting: 100% 180 g/m² polyester. 2 outside pockets. High collar, cut close to the body.

Sizes	Colours	Ref.
S	Silver Grey	873179
M	Silver Grey	873180
L	Silver Grey	873181
XL	Silver Grey	873182
XXL	Silver Grey	873183
XXXL	Silver Grey	873184

Sizes	Colours	Ref.
S	Navy Blue	873186
M	Navy Blue	873187
L	Navy Blue	873188
XL	Navy Blue	873189
XXL	Navy Blue	873190
XXXL	Navy Blue	873191

Sizes	Colours	Ref.
S	Black	873193
M	Black	873194
L	Black	873195
XL	Black	873196
XXL	Black	873197
XXXL	Black	873198

GISS

HELLA WARM LADIES BODYWARMER





Women's sleeveless ladies bodywarmer. Down vest-style jacket with zipper. Outer fabric: 100% polyester. Lining: 100% nylon. Quilting: 100% 180 g/m² polyester. 2 outside pockets. High collar, cut close to the body.

Sizes	Colours	Ref.
S	Silver Grey	873200
M	Silver Grey	873201
L	Silver Grey	873202
XL	Silver Grey	873203

Sizes	Colours	Ref.
XXL	Silver Grey	873204
S	Navy Blue	873206
M	Navy Blue	873207
L	Navy Blue	873208

Sizes	Colours	Ref.
XL	Navy Blue	873209
XXL	Navy Blue	873210
S	Black	873212
M	Black	873213
L	Black	873214
XL	Black	873215
XXL	Black	873216

HAKAN WARM WINTER JACKET

GISS

Hooded light softshell jacket with zipper. Small high collar. Outer fabric: 100% waxed nylon. Lining: 100% nylon. Quilting: 100% polyester, 180 g/m². 2 outside pockets. Small high collar. Hood, elasticated hem and cuffs.

Sizes	Colours	Ref.
S	Silver Grey	873218
M	Silver Grey	873219
L	Silver Grey	873220
XL	Silver Grey	873221
XXL	Silver Grey	873222
XXXL	Silver Grey	873223

Sizes	Colours	Ref.
S	Navy Blue	873225
M	Navy Blue	873226
L	Navy Blue	873227
XL	Navy Blue	873228
XXL	Navy Blue	873229
XXXL	Navy Blue	873230

Sizes	Colours	Ref.
S	Black	873232
M	Black	873233
L	Black	873234
XL	Black	873235
XXL	Black	873236
XXXL	Black	873237











QUILTED PARKA G-MOUNT

GISS

100% polyester waterproof PVC coated Parka, waterproofed seams. Marine insulation 100% polyester padded. Two way zip. Polar lined collar. Collar with integrated hood. 5 pockets including 1 internal wallet pocket.

STRONG POINTS

Opening at lower back to facilitate marking.

Size	Ref.
S	854167
M	854168
L	854169
XL	854170
XXL	854171
XXXL	854172





\+ Adjustable elastic cuffs.

GISS



+ Waterproof jacket ensuring great strength and a good protection against stains

JACKET G-RIPSTOP 2 IN 1 (Jacket + Vest)

Ripstop jacket 100 % pongee polyester PVC waterproof coating, waterproof seams. Interior material: 100 % quilted polyester taffetas. Black polar lined straight collar. Collar with integrated hood. Simple plastic zip closing up to the neck, with metal tab and press-stud flap. Removable, quilted lined sleeves, terminated by elastic tightening, adjustable Velcro straps. Lower elastic tightening.
Pockets: 2 lower pockets, with gusset and flap. 2 lower hand rests pockets; 1 lower pocket, with horizontal zip; 1 upper pocket with flap and press-stud; 1 upper vertical zip pocket; 1 upper pocket for cell-phone;1 sleeve pocket.- 1 interior pocket, wallet and Velcro.

STRONG POINTS

Multiple pockets, waterproof (waterproofed seams). Fleece lined collar, collar integrated hood, hood tightening. Closing up to the top of the collar, removable lined sleeves, elastic cuffs, bottom tightening, marking possible.

Size	Ref.
S	854101
M	854102
L	854103
XL	854104
XXL	854105
XXXL	854106

GISS





+ Waterproof parka guaranteeing great solidity and good protection against staining.
Opening flap at the bottom of the parka facilitating printing.

PARKA G-RIPSTOP

Two colour parka Navy and Gray 100% polyester Ripstop PVC waterproof coating, waterproof seems, reflective stripes. Inner lining in polar and quilted polyamide. One way zipper with Velcro flap.
Hood in collar with tightening by cord. Quilted lined sleeves terminated by adjustable cuffs by Velcro straps
Tightening of waist and bottom with tightening elastic and cord-locks. 7 pockets including 1 internal. Waterproof parka ensuring great strength and a good protection against stains. Opening flap at the bottom of the parka facilitating printing.

Size	Ref.
S	845131
M	845132
L	845133
XL	845134
XXL	845135
XXXL	845136

GISS





PARKA G RIPSTOP 4 IN 1
(Parka + Wind jacket + Polar jacket + Polar vest)

Standard: EN14058:2004

Parka 100% polyester Ripstop waterproof PVC coated, waterproofed seams. Reflective stripe marking the yoke up to the wrist. One way zipper with Velcro flap. Straight collar with integrated hood. Padded hood. Opening at lower back to facilitate marking. 6 pockets including 1 inner cell phone pocket and 1 inside wallet holder pocket with Velcro closing flaps.

INNER REMOVABLE POLAR: 100 % polyamide polar. Removable sleeves.
2 zip fastened hand-rest pockets.



Size	Ref.
S	855235
M	855236
L	855237
XL	855238
XXL	855239
XXXL	855240

RAINWEAR SET POLYAMIDE G-RAIN 1

GISS






Rain suit, jacket and trousers in polyamide, PVC coating, flexible and waterproof. Thickness 0.18 mm sewn and welded.
JACKET: Length: 85 cm. Zip fasteners. Fixed hood, tightening cord. Ventilated back. 2 straight lower pockets with horizontal flap. Lower closure with tightening cord.
TROUSERS: Elastic waist tightening. Leg bottoms press-stud tightening. 2 hand pockets.
STRONG POINTS
Waterproof; Waterproof seams; integrated hood; tightening of ends; ventilated back; Marking possible

Size	Colour scheme	Ref.
M	Green	854187
L	Green	854188
XL	Green	854189
XXL	Green	854190
XXXL	Green	854191
M	Navy	854193
L	Navy	854194
XL	Navy	854195

Size	Colour scheme	Ref.
XXL	Navy	854196
XXXL	Navy	854197
M	Yellow	854199
L	Yellow	854200
XL	Yellow	854201
XXL	Yellow	854202
XXXL	Yellow	854203

RAIN WEAR SET PU G-RAIN 2

GISS



Standard: EN343

Rainproof suit 100 % PU on polyester backing (170 g/m²), leak-tight stitching and ventilation eyelets.
JACKET: Hood collar; Front elastic hood tightening and adjusting cord; One way zip with press-stud flap; Sleeves terminated by elastic wind cutting; 2 ext. pockets; Bottom flattened with Velcro horizontal flap; Bottom cord tightening
TROUSERS: Elastic waist trouser; legs terminated by press-studs for tightening
STRONG POINTS
Waterproofed seams and ventilation eyelets; Hood tightening and tightening sleeves;



Size	Colour scheme	Ref.
S	Green	854205
M	Green	854206
L	Green	854207
XL	Green	854208
XXL	Green	854209
XXXL	Green	854210

Size	Colour scheme	Ref.
S	Navy	854212
M	Navy	854213
L	Navy	854214
XL	Navy	854215
XXL	Navy	854216
XXXL	Navy	854217

RAIN TROUSERS WITH BRACES PU G RAIN 3

GISS



Standard: EN343

Trousers in PU coated polyester. Elastic waist tightening.
Leg bottoms press-stud tightening. Adjustable braces.
STRONG POINTS
Waterproof, flexible and waterproof seams.



Size	Ref.
M	854219
L	854220
XL	854221
XXL	854222
XXXL	854223

GISS



G-POLAR BEANIE HAT

Polar fleece 280 g/m² cap
Microfibre lining Thinsulate TM 40 g/m².
One size

Ref.
855242

GISS



G-CAP THINSULATE BEANIE HAT

100% acrylic knitted cap. Microfibre lining Thinsulate TM 40 g/m².
One size

Colour scheme	Ref.
Black	855246
Navy	855248

GISS



KIT «COLD» G COLD

Cap + scarf + gloves
Polar cap, polar scarf and polar gloves 100% polyester. 2 sizes of gloves available.

Size	Ref.
8	855244
10	855258

ZARGUN® FIBER THERMAL UNDERWEAR

GISS

Warmth, Comfort, Well-being, Durability, Serviceability
thermal protection underwear in Zargun® fibre.

UNDERPANTS - UNDERSHIRT - NECK SCARF

Zargun® is a natural barrier against infra-red rays which come from an external source or the human body.
Zargun® fibre brings:
- Durable molecular thermal comfort
- Durable mechanical elasticity
- Humidity evacuation
- Serviceability, a soft touch

A special thread in cross-sections enables humidity to be evacuated and keeps the body dry.

APPLICATIONS

External work in winter and when very cold, forklift driver work in refrigerated areas, agri-food industry, Building, public Works, Collectivities.





Underpant sizes	Ref.
S	864625
M	864626
L	864627
XL	864628
XXL	864629
XXXL	864630





Shirt sizes	Ref.
S	864618
M	864619
L	864620
XL	864621
XXL	864622
XXXL	864623

Neck scarf	Ref.
One size	864632

+ Underwear designed based on ceramic fibre.
Your new barrier against the cold

G-BODY THERMAL UNDERWEAR SET

GISS

Under-clothes in 95% soy fibre and 5% Spandex.
T-shirt: Long sleeves, rimmed; V collar
Trousers: Elastic belt tightening; leg turn-up finish
Comfort: The softness of the soy fibre, similar to that of cashmere, provides the skin with a feeling of unequalled comfort. Resistance to tears favoured by the high soy protein content.
Skin care: soy beans amino acids and isoflavones fibre and pectin are all beneficial to the skin. They also have antibacterial properties. Easy to dye, its resistance to ultraviolet radiation is greater than that of cotton, viscose and silk.
Mechanical properties: machine washing is possible but ironing is not necessary.

STRONG POINTS

Soy bean fiber is isotherm and antibacterial. Softness and shine comparable to that of silk. Quick drying. Air permeability.

Size	Ref.
S	854174
M	854175
L	854176
XL	854177
XXL	854178
XXXL	854179







FALL PROTECTION

A fall protection system allows to attach a person to an anchor point in such a way as to completely eliminate the risk of falling or guarantee stopping without risk.

THE GENERAL PRINCIPLES OF THE HEIGHT WORK

REMINDER: individual protection should only be used where collective protection cannot be set up at a site or during a single and limited time intervention.

The individual protection against falls from heights has the peculiarity of requiring 3 inseparable components:
- the body prehension (harness),
- the fall arrest connection,
- the anchorage or maintenance system.

Depending on the height working configurations, several working methods and therefore types of equipment can be used.



work restraining
This method of work is intended to prevent a worker from gaining access to a zone of risk of falling from a height.
Basic equipment to use: harness + LANYARD + anchor.
Pertinent standards: EN 361; EN 358; EN 354; EN 795; EN 362.

Work retention
The purpose of this method of work is to enable a worker to move freely and safely and to keep him in position while leaving his hands free to carry out his activity. In this situation of work, it is important to distinguish if there is a risk of falling or not. If yes, the basic equipment for work retention must be coupled with a fall protection.
Basic equipment to use: harnesses with belt + work retention lanyard + anchor.
Pertinent standards: EN 361; EN 358; EN 795; EN 362.

Fall arresters
The purpose of this method of work is to retain a worker during a fall and to keep him suspended under the best conditions while awaiting rescue. An effective fall arrest system should minimize the height of the fall, absorb as much energy as possible to reduce stresses transmitted to the human body, and keep the person in suspension by minimizing the inert position effects (or not) of a person in his harness.
Basic equipment to use: fall arrester harnesses + fall arrester + anchor point.
Pertinent standards: EN 361; EN 353-1; EN 353-2; EN 355; EN 360; EN 795; EN 362

Standards
EN 355 : Energy absorber
EN 360 : Automatic recall fall arrest
EN 361 : Fall arrest harness
EN 362 : Connectors



Annual verification
Guarantee the performance of the products throughout their use and therefore the safety of the users, European Regulations sets mandatory checks at 2 levels:
1st Level: before the use of an PPE it must be visually checked by the user.
2nd level: the fall arrest equipment that are in service or in stock (for less than 12 months) must be subjected to a periodical annual audit carried out by a qualified person. A visual examination must be carried out before each use.

FALL ARREST HARNESS

«The harness is the ideal equipment to reduce torso and thigh-level impact in case of a worker's fall. The GISS harness strap is in polyester and its main feature is its weak elongation ratio. In case of a fall, the harness will not have too do much elongation and therefore guarantees the worker will not slide inside.»

BODY HARNESS G-FALL 1

GISS

Standard: EN361: 2002

Fall-arresting harness with 2 hooking points: 1 on the dorsal d-ring and 1 on the sternum d-ring, positioned on the thoracic belt. Two-colour harness so as to differentiate the shoulder straps and thigh straps, of the under-buttocks strap. 4 adjusting buckles to easily adjust the harness to your body shape.

APPLICATIONS

For occasional or regular work at height in the building trade, industry, maintenance, scaffolders, form workers, crane drivers, aeronautical construction, lift maintenance...

STRONG POINTS

Adjustable shoulders and thighs, differentiated by 2 distinct colours.

Ref.
849113



+ Under-buttocks strap ideally placed for better user comfort.

BODY HARNESS G-FALL 2

GISS

Standard: EN361: 2002

Fall arrest harness very comfortable. 2 fall arrest anchoring points: 1 on the back and 1 with 2 sternum fabric buckles. Two-colour harness so as to differentiate the shoulder straps and thigh straps, of the under-buttocks strap. 4 adjusting buckles for easily fitting the harness to your body shape, 2 of which are automatic for easy opening and putting on.

APPLICATIONS

For occasional, regular or intensive working at height. Building, industry, maintenance, form worker, installer.

Ref.
849115



+ Supplied with a steel, screw closing karabiners Ref. 849119 Dorsal protection designed for better comfort

BODY HARNESS G-FALL 3

GISS

Standard: EN361: 2002

Fall arrest harness with 3 attachment points with 3 automatic loops. Attachment points: 2 independent sternum-D-rings for sternum attachment, and 1 dorsal D-ring.
Adaptability – adjustable shoulders and thighs.
Tested for use by a person up to 100 kg.
Material: Polyester / Looped material: Steel

STRONG POINTS

Shoulders and thighs, differentiated by 2 distinct colours.
Ergonomics: Under-buttocks strap ideally placed for better user comfort.
Unit weight: 1,55 kg

Size	Ref.
M/L	854285
L/XL	854286



+ Automatic strap buckles on thighs and sternum strap

INFORMATION

Before using the harness, it is important to check its condition:
- Hold the harness by the dorsal frame and let the straps drop.
- Check that the straps are not damaged from incipient cuts or burns.
- Check the seams condition: no damage to the seams must be present.
- No point corrosion must be present on the metallic parts.

GISS



+ 2 in 1 (harness + high visibility waistcoat)
Ease and speed of implementation

BODY HARNESS G-FALL 4

Standards: EN361:2002 EN471

Fall arrest harness with 2 attachment points and yellow, high-visibility vest, integral assembly.
Attachment points: 1 D-ring (A), 1 sternal attachment (A/2) consisting of 2 fabric loops for fall arrest system.
Adaptability: Shoulders, thighs and adjustable waistcoat.
One size.

STRONG POINTS

The thigh straps have automatic buckles.
Ergonomics: Ideally placed buttock straps for improved comfort, reflective bands and adjustable zip system.

Ref.
862097

GISS



+ Equipped with 2 swivels and fall-indicator.

AUTOMATIC RETURN FALL ARRESTER 2M

tandard: EN360:2002 S

Automatic return fall arrest with straps
Strap width 20mm. Quasi-indestructible, high-resistance polymer casing.
Light and compact casing.
Swivel on the upper part of the device.
Resistance: 15 kN.

STRONG POINTS

Light and compact casing.
External energy absorber protected by a removable textile sheath.
Tested for horizontal use
Tested for use in factor 2
Connectors: 1 17 mm screw locking opening carabiner and 1 double action closing and automatic locking carabiner, 60mm opening.

Ref.
862103

GISS



+ Useful also for low height work as the blocking is almost instantaneous, thus limiting the drop needed.

AUTOMATIC RETURN FALL ARREST 2.5M

Standard: 360: 2002

Automatic return fall arrest with straps, width 50 mm and length 2,5 m. Equipped with protective casing, an energy absorber, a swivel with integrated fall indicator and screw connector, 17 mm opening to
connect onto the harness.

APPLICATIONS

For work at height with displacements less than
2,5 m. Building, industry, maintenance (window washer, lift maintenance, VMC maintenance, transformer work...)

STRONG POINTS

Resistance greater than 15 kN.

Ref.
849117

AUTOMATIC RETURN FALL ARRESTER 6M

GISS

Standard: EN360:2002

Automatic return fall arrest with straps. Strap width 25 mm.
Quasi-indestructible, high-resistance polymer casing.
Energy absorber included in the casing.
Swivel at the top, and coupling at the bottom of the device.
Resistance: 15 kN.
External energy absorber for horizontal use.
Connectors: 1 17 mm screw locking opening carabiner and 1 double action closing and automatic locking carabiner with fall indicator swivel, 21 mm opening on the strap
Approved for horizontal use

STRONG POINTS

Tested for horizontal use.
External energy absorber for horizontal use.

Ref.
862101



+ Equipped with 2 swivels and fall-indicator.

AUTOMATIC RETURN FALL ARREST 10M

GISS

Standard: EN360: 2002

Automatic return fall arrest with 10 metres cable. High polymer resistance plastic casing with cable galvanized steel.
Weight: 4.30 kg
Cable diameter: 4,5 mm
Resistance: 12 kN
Supplied with a steel carabiner connector for connection on the anchor point and steel carabiner with automatic locking with fall indicator swivel.

Ref.
854292



+ Equipped with 2 swivels and fall-indicator approved for 136 kg

AUTOMATIC RETURN FALL ARRESTER 20 M

GISS

Standard: EN360:2002

Automatic return fall arrest with cable. Steel cable diam. 4,8 mm.
Quasi-indestructible, high-resistance polymer casing.
Integrated energy absorber
Carrying handle
Swivel on the upper and lower part of the device.
Resistance: 12kN
Rubber sleeve for the protection of cable manipulation.
Connectors: 1 17 mm screw locking opening carabiner and 1 double action closing and automatic locking carabiner with fall indicator swivel, 21 mm opening

STRONG POINTS

Equipped with 2 swivels
Fall indicator
Cable guide handle

Ref.
862099



+ Transport handle

GISS



SLIDING FALL ARREST ON STRANDED ROPE

Standard: EN353-2: 2002

Sliding fall arrest on stranded rope with energy absorber
Material: Steel
Resistance: 15 kN
Supplied with an energy absorber and a connector with screw locking for fastening element. Opening/closing simple and double automatic locking.
Works on 14mm-16mm diam rope.
Supplied with a rope of 10 or 20 meters in length. Tether of stranded polyamide rope, diam 14-16 mm. Thimble buckles for better resistance to abrasion. Protected splices under transparent sheath.
Wear-indicating coloured wires for visually indicating the state of wear of the tether.
Supplied in a Hessian bag

Rope length	Ref.
10 m	854288
20 m	854290

+ Provided with a poka-yoke system preventing from installing the slide the wrong way round on the belay support. Provided with a manual sliding locking system for working on an inclined plane.

GISS



ENERGY ABSORBING ROPE LANYARD 1.90 M

Standard: EN355: 2002

Braided tether with energy absorber, length 1.9 m. Lanyard diameter 12 mm in braided polyamide wire with terminal on the sewn and sheathed loops for a extended longevity. Energy absorber strap 35 mm width, with scaffolding steel safety hook with automatic double action, opening 55 mm.

APPLICATIONS

For work at height with displacements less than 2 m. Crane worker, form-worker, scaffolding work.

STRONG POINTS

Protected splices under a transparent sheath.

Ref.
849121

+ The energy absorber reduces the impact in the event of a drop of less than 6 kN

GISS



FORKED ENERGY ABSORBING TWISTED ROPE 1.5 M

Standard: EN355:2002 Tested according to need of VG11 - 89/686/CEE

Braided tether with energy absorber
Length: 1.50 m
Connectors: 1 screw locking steel carabiner with one end and 2 automatic locking scaffolding carabiner on the ends (55 mm opening).
Strap energy absorber width 44 mm.
Tether of twisted polyamide rope, diam 12 mm
Thimble buckles for better resistance to abrasion
Protected splices under transparent sheath

Ref.
854294

+ Thimble buckles and splices sheathed for a better resistance to abrasion. Protected seams under transparent sheath

GISS



ANCHORAGE ROUND SLING 0.8 M

Standard: EN795:1996 Class B

Anchorage ring 0.80 m in 20 mm wide polyester strap.
Resistance: 10 kN

Ref.
854302

TEMPORARY LIFELINE

Standard: EN795 Class B

Temporary life line for 2 persons.
Adjustable length from 2 to 20 meters. Secures an operator throughout its movements.
Horizontal life line in 30 mm polyester strap.
"Fork type" ends allowing:
- Either to hook onto a structure without the need to add anchoring tethers
– or to hook directly onto suitable anchoring points.
Ratchet steel tensioner to place the system under tension after having adjusted it to the required length.
Supplied with 2 steel screw closing carabiners. Resistance 23 kN.
Supplied with an inseparable organizer bag, allowing the surplus of the strap to be tidied away during use. The system can then be kept in its bag after use.
The lifeline can be used by two persons at the same time.

Ref.
854304

GISS



+ Fork-type end leaving the possibility either to use it on suitable anchoring points or to anchor directly onto a structure without needing to add anchoring tethers.

READY TO USE KIT

Standard: EN360: 2002 / EN361:2002 / EN795:1996 / EN362:2004

Maintenance kit comprising a fall arrest harness G Fall 1 (Ref. 849113), automatic return fall arrest length 2.5 m (Ref. 849117), an anchoring ring Length 0.80 m (Ref. 854302) and a screw-gate karabiner (Ref. 849119).
Supplied in a Hessian bag

Ref.
854306

GISS



+ Eco-friendly carrying bag

READY-TO-USE KIT HARNESS + TETHER + CARABINER

Standard: EN355: 2002 - EN361 :2002

Kit for scaffolding and roof work comprising 1 fall arresting G-FALL 1 harness (ref. 849113), 1 fall arrestor braided tether with absorber (ref. 849121).

APPLICATIONS

Ready to use kit for work at height with displacements less than 2 m. Roofing, sealing, carpenter, scaffolding, work restrainer

STRONG POINTS

Eco-friendly carrying bag.

Ref.
849123

GISS



+ The energy absorber reduces the impact in the event of a drop of less than 6 kN

RETENTION TETHER - 1.50 M LONG

Standard: EN354:2010

Braided rope retaining tether
Length: 1.50 m
Spring hooks: With no spring hooks at the ends
Resistance: 22kN
Compliance: EN354:2010
Tether made of twisted polyamide rope, diam. 11 mm
- Thimble buckles for better resistance to abrasion
- Protected seams in transparent sheaths also enabling visual inspection of seams

- Material: Polyamide
- Size: 1.5 m
- Loops: 2 suspended loops
- Protection: protected seams in transparent sheaths also enabling visual inspection of seams

Ref.
873173

GISS



+ Protected seams in transparent sheaths enabling visual inspection of seams.

GISS



+ Recommended for hanging tools above 5 kg.

ELASTICATED LANYARD FOR TOOL CONNECTION

Elastic lanyard max. length 1.3 m for connecting tools to an attachment point on the user. Equipped with a 15 mm opening aluminium carabiner. Length of the cord part: 340 mm, equipped with a blocker. Weight: 44 g.

Ref.
868075

GISS



+ Recommended for hanging tools above 5 kg.

ELASTICATED LANYARD CONNECTION TOOLS WITH INTEGR ATED CONNECTORS

Elastic lanyard max. length 1 m for connecting tools to an attachment point on the user on a structure. Equipped with two steel carabiners to a locking screw, opening 8 mm. Weight: 77 g.

Ref.
868083

GISS



+ Recommended for hanging tools above 10 kg.

ELASTIC LANYARD FOR HEAVY TOOL CONNECTION

Elastic lanyard, max. length 1.3 m, for connecting a heavy chain saw-type tool, portable tools with attachment on the user. Equipped with a round ring in Steel (Inner Diam. 38 mm) for attachment to the tool hook of the user's harness. Equipped with a Steel Die to the end for attaching on the harness of the user. The length of the loop: 130 mm, for attaching the chainsaw. Weight: 130 g

Ref.
868077

GISS



+ Recommended for hanging 2 tools up to 5 kg each.

FORK ELASTIC LANYARD FOR CONNECTION TOOLS

Double elastic lanyard max. length 1.3 m for connecting tools to an attachment point on the user. Equipped with a 15 mm opening aluminium carabiner. Length of the cord part: 340 mm, equipped with a blocker. Weight: 66 g.

Ref.
868079

GISS



+ Recommended for hanging tools above 2 kg.

WRIST BRACELET WITH ELASTICATED LANYARD

Resistant and comfortable fabric wristband adaptable to any wrist size, length 0.5 m. Length of the cord part: 120 mm, equipped with a blocker. Equipped with a round plastic ring (diam. Inside 22 mm). Weight: 38 g

Ref.
868081

STEEL CARABINER

GISS

Standard: EN362:2004 Class B

Material: steel
Screw locking steel carabiner.
Opening 17 mm. Resistance 23 kN



Ref.
849119

ALUMINUM CARABINER

GISS

Standard: EN362:2004 class B

Automatic locking aluminium carabiner 1/4 turn.
Material: aluminium alloy
Opening: 22 mm. Resistance: 20 kN



Ref.
854300

ALUMINIUM REBAR HOOK WITH LATCH

GISS

Standard: EN362: 2004 Class T

Automatic locking aluminium carabiner with latch
Material: aluminium alloy
Opening: 60 mm. Resistance: 22 kN



Ref.
854298

STAINLESS STEEL ANCHORING HOOK

GISS

Standard: EN362:2004 class A

Stainless steel double action anchorage hook
Material: stainless steel
Opening: 140 mm. Resistance: 22 kN



Ref.
854296

STORAGE BAG FOR FALL PROTECTION

GISS

Burlap storage bag
With 2 handles and 1 strap
Dimensions: 44 x 30 x 20 cm
Material : Burlap and natural cotton for handles and strap



Ref.
863307

STORAGE BAG FOR FALL PROTECTION

GISS

Duffel format storage bag.
Material: Bag: Oxford polyester 600x600D, black and green ;
Bottom: Polyethylene
Dimensions: 60 x 19 x 26 cm
Total volume: 29L
Rigid bottom moulded in polyethylene.
Double zip fastener.
2 handles attached by a Velcro ergonomic sleeve



Ref.
863305

FEET PROTECTION

THE STANDARDS



The European standards differentiate foot protection according to their shape and their main constituent material.

There are 3 categories of footwear for professional use:

The ISO EN 345 SAFETY FOOTWEAR equipped with a security toecap intended to protect against shocks of a maximum energy equivalent to 200 Joules and 15 kN crushing.

The ISO EN 346 SAFETY FOOTWEAR equipped with a security toecap intended to protect against shocks of a maximum energy equivalent to 100 Joules and 10 kN crushing.

ISO EN 347 WORKING FOOTWEAR for which there is no requirement regarding the need of a toecap.

Each of these standards includes two distinct parts:

THE **BASIC** REQUIREMENTS (MANDATORY): quality and performance of materials used in manufacturing: resistance to abrasion, bending, tearing, permeability to water vapour, non-slip properties of soles.

THE **ADDITIONAL** REQUIREMENTS (OPTIONAL):

P	Resistance of the sole to perforation
E	Energy absorption through the heel
C	Electrical resistance - Conductive footwear
A	Electrical resistance - Antistatic footwear
I	Electrical resistance - Insulating footwear
HI	Heat insulating sole
CI	Cold insulating sole
WRU	Waterproof upper leather shoes
HRO	Resistance of the sole to contact heat

	NF EN ISO 20345
ALL MATERIALS	**SB: fundamental properties**
ALL MATERIALS except natural polymers or synthetic	**S1:** fundamental properties + closed back + antistatic properties + energy absorption through the heel
	S2 : idem **S1** + waterproof
	S3 : idem **S2** + anti-perforation sole + crampon sole

SLIPPING RESISTANCE SOLE	
SRC SYMBOL	**CONDITIONS**
Test soil lubricated ceramic	≥ 0.32 flat ≥ 0.28 on 7° inclined plane
Test soil lubricated stainless steel	≥ 0.18 flat ≥ 0.13 on 7° inclined plane

GISS TECHNOLOGIES

TOECAPS

• Composite: 200 Joules toecap in composite material, light, non-magnetic, non-conductive. *(Models : Spurr 2 ; Wrangel 2 ; Lautaro 2 Evol ; Cabulco 2 Evol ; Chêne 2 ; Teck 2 ; Kilauea 2 ; Kelud 2 ; Cityss Evol ; Gissia Evol)*

• Air Composite: Composite perforated toecap allowing the foot to breathe. *(Lexo, Saxo, Chingo, Guazapa, Socorro, Durango, Pacay, Moyuta, Veracruz 3, Altara, Mascota, Sotara, Tocara)*

• Aluminium: 200 Joules toecap in aluminium, light, heat absorbing, non-magnetic and anti-corrosion. *(Model: Sportrek Evol)*

• Air Aluminium:: Aluminium perforated toecap allowing the foot to breathe. *(Models: Sumaco, Corvovado, Ataca, Atacazo, Paruma, Tecapa, Mundo, Azufre, Narko, XPro G)*



Air composite toecap



Aluminium toecap Composite toecap

ANTI-PERFORATION

• Composite: First anti-perforation mounting made of a multilayer, lightweight, non-magnetic, heat absorbing, anti-corrosion and hypo-allergenic composite material. Full protection of the foot sole, tested following the EN 12568 standard: 2010 (zero millimetre perforation)

• Classic: stainless steel blade.



Anti-perforation sole

CLEANLINESS AND COMFORT SOLES

• Soft PU anatomical sole, breathable and antibacterial, alveolate structures allowing to keep the foot dry. *(Models: Lexo, Saxo, Chingo, Guazapa, Sumaco, Corvovado, Ataca, Atacazo, Paruma, Tecapa, Mundo, Azufre, Narko, Socorro, Durango, Pacaya, Moyuta, Veracruz 3, Xpro G, Altara, Mascota, Sotara, Tocara)*

• Preformed removable anatomical with alveolate structures for a better air circulation and breathability. EVA foam insert for greater shock asborbing and superior comfort. *(Models : Spurr 2, Wrangel 2, Gistreet, Sportreck, Lautaro 2 Evol, Cabulco 2 Evol)*



SHOE MUNDO S1P SRC SAFETY TRAINER

GISS

Standard: EN ISO 20345: 2011 S1P SRC

Microfibre upper with ultra-breathable mesh inserts. With air tunnel lining for breathability. PU insole. The fabric has an alveolar structure designed to guarantee optimal breathability.
Weight: 510 g*



STRONG POINTS:
Breathable, antibacterial, soft polyurethane removable anatomic sole.

Sizes	Ref.
35 (2)	867219
36 (3)	867220
37 (4)	867221
38 (5)	867222
39 (6)	867223
40 (6.5)	867224
41 (7)	867225

Sizes	Ref.
42 (8)	867226
43 (9)	867227
44 (10)	867228
45 (10.5)	867229
46 (11)	867230
47 (12)	867231
48 (13)	867232

\+ The very good slip resistance combined with exceptional comfort make this sole one of the strengths of our range.

SHOE AZUFRE S3 SRC SAFETY TRAINER

GISS

Standard: EN ISO 20345: 2011 S3 SRC

Black pull-up leather upper with waterproof black nylon inserts. The fabric has an alveolar structure designed to guarantee optimal breathability. 3D mesh lining enhances foot ventilation and dries quickly.
Weight: 540 g*



STRONG POINTS:
Breathable, antibacterial, soft polyurethane removable anatomic sole.

Sizes	Ref.
35 (2)	867234
36 (3)	867235
37 (4)	867236
38 (5)	867237
39 (6)	867238
40 (6.5)	867239
41 (7)	867240

Sizes	Ref.
42 (8)	867241
43 (9)	867242
44 (10)	867243
45 (10.5)	867244
46 (11)	867245
47 (12)	867246
48 (13)	867247

\+ A super lightweight aluminium toe cap, an ergonomically shaped sole with an exceptional coefficient of friction.

*Weight by foot for sizes 42

What makes the difference

A SUPER LIGHTWEIGHT ALUMINIUM TOE CAP, AN ERGONOMICALLY SHAPED SOLE WITH AN EXCEPTIONAL ADHERENCE RATIO.



SLIDING RESISTANCE

			Standard values	Azufre et Mundo
SRC (SRA + SRB)	SRA TEST FLOOR CERAMIC PLAN LUBRICANT M20 + DETERGENT	Flat	> 0,32	0.71
		HEEL Inclined 7 °	> 0,28	0.52
	SRB TEST FLOOR STEEL PLAN LUBRICANT GLYCERINE	Flat	> 0,18	0.32
		HEEL Inclined 7 °	> 0,13	0.23

TABLE OF SLIDING COEFFICIENTS ACCORDING TO EN ISO 20345: 2011 AND IN ACCORDANCE WITH EN 13287: 2012

GISS NEW



LINZOR S3 SRC SAFETY SHOES

Standard: EN ISO 20345: 2011 S3 SRC

High cut safety shoe. Putek® upper is highly abrasion resistant, water repellent and breathable. Breathable honeycomb lining. Number one in ergonomic cleanliness. 200 joule aluminium safety tip, light and wide. Anti-perforation composite insert, lightweight, flexible and non-magnetic.
BASF soft PU2D + Infinergy outsole. PU abrasion resistant, oil-resistant, non-slip and anti-static outer sole.
Weight: 557 g*

STRONG POINTS
Instant anti-fatigue effect and continuous comfort all day long.
Very light and good freedom of movement. Reduced in musculoskeletal issues.

Sizes	Ref.
35 (2)	880786
36 (3)	880787
37 (4)	880788
38 (5)	880789
39 (6)	880790
40 (6.5)	880791
41 (7)	880792

Sizes	Ref.
42 (8)	880793
43 (9)	880794
44 (10)	880795
45 (10.5)	880796
46 (11)	880797
47 (12)	880798
48 (13)	880799







*Weight by foot for sizes 42

What makes **the difference**



INSTANT COMFORT AND UNINTERRUPTED PLEASURE THROUGHOUT YOUR DAY

Infinergy® stores energy to better release it. Concentrated technology that reinvents damping into dynamic damping. Soft, dynamic damping that provides an energy return never previously achieved. The energy is conserved in the heel in the ground attack phase, and in the phase of the foot unrolling, the sole restores the energy by propelling forward the forefoot.
High elasticity.
Great ability to restore energy.
Flexible and light. Low density.
Restitution coefficient greater than 55%.

the BASF Group which perfected Infinergy® the first expanded TPU [E-TPU : Expanded thermoplastic polyurethane]: Lightness and flexibility combined in a single product and we have included a revolutionary anti-fatigue gel insert.

LUXSAR S3 SRC SAFETY SHOES

NEW GISS

Standard: EN ISO 20345: 2011 S3 SRC

Low cut safety shoe. Putek® upper is highly abrasion resistant, water repellent and breathable. Breathable honeycomb lining. Number one in ergonomic cleanliness. 200 joule aluminium safety tip, light and wide. Anti-perforation composite insert, lightweight, flexible and non-magnetic.
BASF soft PU2D + Infinergy outsole. PU abrasion resistant, oil-resistant, non-slip and anti-static outer sole.
Weight: 520 g*



STRONG POINTS
Instant anti-fatigue effect and continuous comfort all day long.
Very light and good freedom of movement. Reduced in musculoskeletal issues.

Sizes	Ref.
35 (2)	880771
36 (3)	880772
37 (4)	880773
38 (5)	880774
39 (6)	880775
40 (6.5)	880776
41 (7)	880777

Sizes	Ref.
42 (8)	880778
43 (9)	880779
44 (10)	880780
45 (10.5)	880781
46 (11)	880782
47 (12)	880783
48 (13)	880784







What makes **the difference**

PUTEK® TECHNOLOGY
DURABLE – FLEXIBLE – BREATHABLE – ABRASION RESISTANT



High strength wire with very high resistance to abrasion. Directly embedded in the fabric for greater toughness and increased performance. Putek® means that you to design ultra light and ultra-breathable uppers.

PUTEK, with the Hypertex system, transforms your work shoe into armour that is truly supple, absolutely lightweight, waterproof, breathable and extremely flexible with Ripstop technology. A resistance never seen before!

A single figure is enough to demonstrate the qualities of this type of fabric: during laboratory abrasion tests, an excellent fabric withstands an average of 51,000 cycles of abrasion, while Putek® reaches and exceeds one million.

GISS



+ Absorption of upper heel shocks. Reinforced stability and well-being. High resistance to abrasion Aluminium Lite toecap

FOOTWEAR SPORTREK EVOL S1P SRC

Standard: EN ISO 20345: 2011 S1P SRC

Upper in suede. Protective over-tip in abrasion-resistant leather.
Textile and nubuck inserts on sides and toecap. Mesh lining, breathable for a better evacuation of moisture, first in integral cleanliness, removable and anti-static. PU/TPU sole.

APPLICATIONS

Workshops, assembly lines, handling, transport and logistics.

STRONG POINTS

Walking sole, dual-component, PU/TPU: provides lightness and flexibility when walking. Excellent adhesion. Safety tip of synthetic material, and perforation-resistant non-metallic insole, conforms to standard 12568: 2010.

Size	Ref.
38	848074
39	848075
40	848076
41	848077
42	848078
43	848079

Size	Ref.
44	848080
45	848081
46	848082
47	848083
48	855111

GISS 0% METAL



+ Very good support for the foot on all types of soils. Resistant to oil and petrol.

FOOTWEAR CUMBAL S1P HRO SRC

Standard: EN ISO 20345: 2011 S1P HRO SRC

Mesh and technical fabric upper. Lateral reinforcements linked to the lacing system providing perfect support and rigidity. Breathable lining, gusset tongue.
Rubber sole with TPU insert. Intermediate EVA sole for optimum shock-absorption. Composite toecap and perforation-resistant, non-metallic sole.

STRONG POINTS

Light, breathable shoes. TPU « Torsion control » system for lateral support and support for the natural rolling movement of the foot. Outer sole resistant to temperatures up to 300°C.

Size	Ref.
39	862005
40	862006
41	862007
42	862008
43	862009

Size	Ref.
44	862010
45	862011
46	862012
47	862013

*Weight by foot for sizes 42

What makes the difference

CUMBAL: INCREDIBLE FIT, INCREASED LONGEVITY AND A GRIP THAT INSPIRES CONFIDENCE

Durable and breathable mesh upper

Heat resistant sole up to 300°C



Composite toecap

Rubber sole with FLEX system

SNEAKERS: COMFORT AND FLEXIBILITY FOR A FASHION LINE



NARKO S3 SRC SHOE

GISS

Standard: EN ISO 20345: 2011 S3 SRC

Full grain leather pull-up upper with a black waterproof finish. Cushioning on the top of the upper to protect the ankle bone. 3D mesh lining with a honeycomb structure, improves foot ventilation and dries quickly.
Weight: 540 g*

STRONG POINTS:
Removable anatomical insole made from soft breathable and antibacterial polyurethane thanks to an open cell fabric on the surface that comes into contact with the foot.

Sizes	Ref.
35	867263
36	867264
37	867265
38	867266
39	867267
40	867268
41	867269

Sizes	Ref.
42	867270
43	867271
44	867272
45	867273
46	867274
47	867275
48	867276



\+ Aluminium, anti-perforation toe cap.

What makes the difference

FLEXIBLE, LIGHT AND COMFORTABLE TO GUARANTEE TOTAL FOOT COMFORT AND WELL-BEING.





The PU/PU out sole guarantees flexibility, excellent vibration and heel impact damping.

The out sole offers very good abrasion resistance

GISS



FOOTWEAR ATACAZO S3 SRC

Standard: EN ISO 20345: 2011 S3 SRC

Upper water repellent leather pull-up brown colour. Breathable fabric lining. Polyurethane sole. Removable, anatomical and antiperspirant sole.

STRONG POINTS

Sportswear design, comfortable, light shoes. PU / PU anti-abrasion, lightweight and flexible sole. Perforated composite toecap with breathable membrane. Anti-perforation «no metal» sole.

Size	Ref.
35	861927
36	861928
37	861929
38	861930
39	861931
40	861932
41	861933

Size	Ref.
42	861934
43	861935
44	861936
45	861937
46	861938
47	861939
48	861940

GISS



+ The technology used allows to expel the heat and moisture and keeps the foot cool and dry

FOOTWEAR CORCOVADO S3 SRC

Standard: EN ISO 20345: 2011 S3 SRC

Upper water repellent leather pull-up brown colour. Breathable fabric lining. Polyurethane sole. Removable, anatomical and antiperspirant sole.

STRONG POINTS

Sportswear design, comfortable, light shoes. PU / PU anti-abrasion, lightweight and flexible sole. Perforated composite toecap with breathable membrane. Anti-perforation « no metal » sole.

Size	Ref.
35	861942
36	861943
37	861944
38	861945
39	861946
40	861947
41	861948

Size	Ref.
42	861949
43	861950
44	861951
45	861952
46	861953
47	861954
48	861955

GISS



+ Ideal for the Autumn Winter season thanks to its wool lining.

FUR LINED FOOTWEAR ATACA S3 SRC

Standard: EN ISO 20345: 2011 S3 SRC

Upper water repellent leather pull-up brown colour. Ecological wool lining. Polyurethane sole. Removable, anatomical and antiperspirant sole.

STRONG POINTS

Sportswear design, comfortable, light shoes. PU / PU anti-abrasion, lightweight and flexible sole. Perforated composite toecap with breathable membrane. Anti-perforation « no metal » sole.

The technology used allows to expel the heat and moisture and keeps the foot cool and dry.

Size	Ref.
35	862066
36	862067
37	862068
38	862069
39	862070
40	862071
41	862072

Size	Ref.
42	862073
43	862074
44	862075
45	862076
46	862077
47	862078
48	862079

› SEE PAGE 1042



G-RACK Spectacle Ref. 865639

› SEE PAGE 1060



G-THERMO ice gloves Ref. 868089

FOOTWEAR GISTREET EVOL S1P SRC

GISS

Standard: EN ISO 20345: 2011 S1P SRC

Upper in Navy Blue suede. Side Holes. Breathable mesh lining. Double density PU sole for a high comfort with a very good shock absorbing capacity.

APPLICATIONS

Workshops, assembly lines, handling, transport and logistics.

STRONG POINTS

Steel safety tip and non-metallic perforation-resistant insert.

Size	Ref.
39	848088
40	848089
41	848090
42	848091
43	848092

Size	Ref.
44	848093
45	848094
46	848095
47	848096



+ Very lightweight mode, profile and sport design and trend

FOOTWEAR PARUMA S3 SRC SAFETY BOOT

GISS

Standard: EN ISO 20345: 2011 S3 SRC

Upper in grained hi-tech microfibre, water repellent black colour. Breathable fabric lining. Polyurethane sole. Removable, anatomical and antiperspirant sole.Weight: 556 g*

STRONG POINTS

Sportswear design, comfortable, light shoes. PU / PU anti-abrasion, lightweight and flexible sole. Perforated composite toecap with breathable membrane.
Anti-perforation « no metal » sole.

Size	Ref.
35 (2)	862021
36 (3)	862022
37 (4)	862023
38 (5)	862024
39 (6)	862025
40 (6.5)	862026
41 (7)	862027

Size	Ref.
42 (8)	862028
43 (9)	862029
44 (10)	862030
45 (10.5)	862031
46 (11)	862032
47 (12)	862033
48 (13)	862034



+ The microfibre is 30% lighter than the leather. The technology used allows to expel the heat and moisture and keeps the foot cool and dry

FOOTWEAR TEPACA S3 SRC SAFETY TRAINER

GISS

Standard: EN ISO 20345: 2011 S3 SRC

Upper in grained hi-tech microfibre, water repellent black colour. Breathable fabric lining. Polyurethane sole. Removable, anatomical and antiperspirant sole. Weight: 526 g*

STRONG POINTS

Sportswear design, comfortable, light shoes. PU / PU anti-abrasion, lightweight and flexible sole. Perforated composite toecap with breathable membrane.
Anti-perforation « no metal » sole.

Size	Ref.
35 (2)	862036
36 (3)	862037
37 (4)	862038
38 (5)	862039
39 (6)	862040
40 (6.5)	862041
41 (7)	862042

Size	Ref.
42 (8)	862043
43 (9)	862044
44 (10)	862045
45 (10.5)	862046
46 (11)	862047
47 (12)	862048
48 (13)	862049



FOOTWEAR SUMACO S1P SRC

GISS

Standard: EN ISO 20345: 2011 S1P SRC

Upper in grained hi-tech microfibre with insert in canvas jeans. Breathable lining. Polyurethane sole. Removable, anatomical and antiperspirant sole.

STRONG POINTS

Sportswear design, comfortable, light shoes.
PU / PU anti-abrasion, lightweight and flexible sole.

Size	Ref.
35	862051
36	862052
37	862053
38	862054
39	862055
40	862056
41	862057

Size	Ref.
42	862058
43	862059
44	862060
45	862061
46	862062
47	862063
48	862064



+ Perforated composite toecap with breathable membrane. Anti-perforation «no metal» sole.

*Weight by foot for sizes 42

GISS



DURANGO SHOE S1P SRC

Standard: EN ISO 20345: 2011 S1P SRC

Waterproof microfibre upper with breathable fabric inserts. Breathable, antibacterial, soft polyurethane removable anatomic sole. Anti-abrasion, lightweight, flexible polyurethane sole.
Weight: 545 g*

STRONG POINTS:
Perforated composite toecap with breathable lining. Anti-perforation sole «no metal».

+ The technology used allows to expel heat and moisture to keep feet cool and dry.

Sizes	Ref.
36	867127
37	867128
38	867129
39	867130
40	867131
41	867132
42	867133

Sizes	Ref.
43	867134
44	867135
45	867136
46	867137
47	867138
48	867139

GISS



SOCORRO SHOE S1P SRC

Standard: EN ISO 20345: 2011 S1P SRC

Waterproof microfibre upper with breathable fabric inserts. Breathable, antibacterial, soft polyurethane removable anatomic sole. Anti-abrasion, lightweight, flexible polyurethane sole.
Weight: 560 g*

STRONG POINTS:
Perforated composite toecap with breathable lining. Anti-perforation sole «no metal».

+ The technology used allows to expel heat and moisture to keep feet cool and dry.

Sizes	Ref.
36	867142
37	867143
38	867144
39	867145
40	867146
41	867147
42	867148

Sizes	Ref.
43	867149
44	867150
45	867151
46	867152
47	867153
48	867154

What makes **the difference**

SOCORRO AND DURANGO : COMFORT AND SAFETY

The very good slip resistance combined with exceptional comfort make this extremely versatile sole one of the strengths of our range.



Adapted to multi-usage and environments

VERACRUZ 3 S1P SRC SHOE

GISS

Standard: EN ISO 20345: 2011 S1P SRC

Gray velvet leather upper with several lateral perforations. With air tunnel lining for breathability. Polyurethane sole.
Weight: 518 g*



STRONG POINTS:
Perforated composite toecap with breathable lining. Anti-perforation sole «no metal».

+ Removable, absorbent, non-slip sole.

Sizes	Ref.
35	867061
36	867062
37	867063
38	867064
39	867065
40	867066
41	867067

Sizes	Ref.
42	867068
43	867069
44	867070
45	867071
46	867072
47	867073

PACAYA S1P SRC SHOE

GISS

Standard: EN ISO 20345: 2011 S1P SRC

Waterproof microfibre upper with mesh inserts. With air tunnel lining for breathability. Anti-abrasion, lightweight, flexible polyurethane sole.
Weight: 515 g*



STRONG POINTS:
Perforated composite toecap with breathable lining. Anti-perforation sole «no metal».

+ Very light, comfortable and ultra-breathable.

Sizes	Ref.
35	867096
36	867097
37	867098
38	867099
39	867100
40	867101
41	867102

Sizes	Ref.
42	867103
43	867104
44	867105
45	867106
46	867107
47	867108
48	867109

MOYUTA ESD S1P SRC SHOE

GISS

Standard: EN ISO 20345: 2011 S1P SRC / EN61340

Waterproof microfibre upper with mesh inserts. With air tunnel lining for breathability. Anti-abrasion, lightweight, flexible polyurethane sole.
Weight: 515 g*



WHAT YOU NEED TO KNOW:
ESD shoes protect the operator in the event of an electric shock. They also protect electronic components that may be damaged by static electricity between the floor and the human body. ESD shoes should be worn by workers exposed to static sensitive environments. The EN61340-5-1 standard certifies that ESD shoes allow electrostatic dissipation in all areas. A shoe can be called an ESD dissipater when its resistance is between 0.75 Mohms and 35 Mohms.

+ Composite perforated toe cap with breathable membrane and non-perforating «no metal» sole

Sizes	Ref.
35	867111
36	867112
37	867113
38	867114
39	867115
40	867116
41	867117

Sizes	Ref.
42	867118
43	867119
44	867120
45	867121
46	867122
47	867123
48	867124

*Weight by foot for sizes 42

GISS 0% METAL



+ First for cleanliness with removable EVA insert in EVA for a better heel shock absorption.

FOOTWEAR SPURR 2 S3 SRC SAFETY SHOE

Standard: EN ISO 20345: 2011 S3 SRC

Water repellent full grain leather upper. Dual density PU sole. Padded heel collar, ensures comfort and protection of the Achilles tendon. Breathable mesh lining. Weight: 625 g*

APPLICATIONS

Outdoor work, industries, construction, wet environments.

STRONG POINTS

Optimal depth crampons, maximum traction «all terrain». Lightweight and non-magnetic thanks to the non-metallic security elements.

Size	Ref.
38 (5)	855113
39 (6)	855114
40 (6.5)	855115
41 (7)	855116
42 (8)	855117

Size	Ref.
43 (9)	855118
44 (10)	855119
45 (10.5)	855120
46 (11)	855121
47 (12)	855122

GISS 0% METAL



FOOTWEAR WRANGEL 2 S3 SRC SAFETY BOOT

Standard: EN ISO 20345: 2011 S3 SRC

Water repellent full grain leather upper. Dual density PU sole. Padded heel collar, ensures comfort and protection of the Achilles tendon. Breathable mesh lining.
Outdoor work, industries, construction, wet environments.Weight: 715 g*

STRONG POINTS

Optimal depth crampons, maximum traction «all terrain». Lightweight and non-magnetic thanks to the non-metallic security elements.

Size	Ref.
38 (5)	855124
39 (6)	855125
40 (6.5)	855126
41 (7)	855127
42 (8)	855128

Size	Ref.
43 (9)	855129
44 (10)	855130
45 (10.5)	855131
46 (11)	855132
47 (12)	855133

What makes the difference



KILAUEA 2 S3 SRC LINED RIGGER BOOT

0% METAL

GISS

Standard: EN ISO20345: 2011 S3 SRC

Water repellent full grain leather upper. Faux-fur lining for outdoor use. Maintains the foot warm in cold climate conditions.
Double density polyurethane sole slip-resistant thanks to a structure with open tread for better removal of liquids.
Polycarbonate tip and anti-perforation high tenacity textile insert.
Weight: 800 g*

APPLICATIONS

Specially adapted to outdoor work. Industry, BTP, damp and cold environments.

STRONG POINTS

Abrasion resistant overshoe for improved life duration. Drop heels for improved safety, notably on ladders

Size	Ref.
38 (5)	840214
39 (6)	840215
40 (6.5)	840216
41 (7)	840217
42 (8)	840218

Size	Ref.
43 (9)	840219
44 (10)	840220
45 (10.5)	840221
46 (11)	840222
47 (12)	840223



\+ Non metallic security toecap for more comfort and lightness.

FOOTWEAR XPRO G S3 SRC

GISS

Standard: EN ISO 20345: 2011 S3 SRC

Full grain leather pull-up upper with a black waterproof finish. Black anti-vibration inserts. Lining with an alveolar structure designed to guarantee optimal breathability. PU / PU anti-abrasion, lightweight, flexible and highly non-slip sole. Composite perforated toe cap with a breathable membrane and non-metallic anti-puncture sole.
Weight: 550 g*

STRONG POINTS

Reinforced tongue for walking comfort without stressing the instep.
3D mesh lining with a honeycomb structure, improves foot ventilation and dries quickly.

Sizes	Ref.
36	867249
37	867250
38	867251
39	867252
40	867253
41	867254
42	867255

Sizes	Ref.
43	867256
44	867257
45	867258
46	867259
47	867260
48	867261



\+ 3 technologies come together: (Composite perforated toe cap + insole sock + air tunnel lining) expels heat and moisture and keeps feet fresh and dry.

*Weight by foot for sizes 42

What makes the difference

SPECIALLY DESIGNED FOR EXTERIOR WORK AND DIFFICULT CONDITIONS





Leather finish pull-up: flexibility and ruggedness
Elastic tongue: avoids dust and liquid penetration

Perfect adherence for better stability and good dampening to protect joints

GISS NEW



COROPUNA S3 SRC SHOES

Standard: EN ISO 20345: 2011 S3 SRC

High safety shoes, comfortable and light, with smooth, water-repellent full-grain leather upper, breathable mesh inserts. Honeycomb breathable lining. Number one in ergonomic cleanliness. 200 joules composite safety tip, light and wide. Anti-perforation composite insert, lightweight, flexible and non-magnetic.
Weight: 641 g

STRONG POINTS
Strong PU/PU outer sole to adapt more effectively to all environments. Front/rear reinforcement for superior durability.

Sizes	Ref.
36	880801
37	880802
38	880803
39	880804
40	880805
41	880806
42	880807

Sizes	Ref.
43	880808
44	880809
45	880810
46	880811
47	880812
48	880813

GISS



\+ Parabolic sole: hard soil shock absorption.
Non-metallic toe-cap.

FOOTWEAR CHENE 2 S3 SRC

Standard: EN ISO 20345: 2011 S3 SRC

Water repellent full grain leather upper. Iso-thermal double density sole. Cambrelle© lining. Marvelous support and protection for the Achilles tendon Non-metal toecap and anti-perforation insert in stainless steel.

APPLICATIONS
Outdoor work, industries, construction, wet environments.

STRONG POINTS
Adapts to the type of ground thanks to the modular profile of the tread.

Size	Ref.
38	665938
39	665939
40	665940
41	665941
42	665942

Size	Ref.
43	665943
44	665944
45	665945
46	665946
47	665947

What makes the difference

COROPUNA: THE ALL-TERRAIN THAT RESISTS EVERYTHING

-Front/rear reinforcement for longer life span
-Reinforced spiked sole provides incredible grip



FOOTWEAR ALTARA S3 SRC

GISS

Standard: EN ISO 20345: 2011 S3 SRC

Waterproof microfibre upper. Anti-abrasion inserts on the front and heel. Very breathable lining. Removable anatomic, antiperspirant and non-slip sole.
Weight: 540 g*

STRONG POINTS:
Composite perforated toe cap with breathable membrane and anti-perforating sole. «no metal».

Sizes	Ref.
36	867157
37	867158
38	867159
39	867160
40	867161
41	867162
42	867163

Sizes	Ref.
43	867164
44	867165
45	867166
46	867167
47	867168
48	867169



+ A classic design that is Lightweight, Comfortable and fully metal free.

FOOTWEAR MASCOTA S3 SRC

GISS

Standard: EN ISO 20345: 2011 S3 SRC

Waterproof microfibre upper. Anti-abrasion inserts on the front and heel. Very breathable lining. Removable anatomic, antiperspirant and non-slip sole.
Weight: 515 g*

STRONG POINTS:
Composite perforated toe cap with breathable membrane and anti-perforating sole. «no metal».

Sizes	Ref.
36	867172
37	867173
38	867174
39	867175
40	867176
41	867177
42	867178

Sizes	Ref.
43	867179
44	867180
45	867181
46	867182
47	867183
48	867184



+ A classic design that is Lightweight, Comfortable and fully metal free.

*Weight by foot for sizes 42

What makes **the difference**

COMFORT AND SAFETY

The very good slip resistance combined with exceptional comfort make this extremely versatile sole one of the strengths of our range.



Adapted to multiple uses and environments

GISS



+ Safety ensured at a better price.

SHOE COLIMA S3 SRC SAFETY BOOT

Standard: EN ISO 20345 : 2011 S3 SRC

Stem in full grain buffalo leather. Lining in breathable mesh
Strengthened PU toe Toecap in composite
Anti-perforation non metallic sole.
Double density PU/PU external sole
200-joule toecap, compliant with standards EN ISO 20345: 2011
Weight: 604 g*

STRONG POINTS:

Light shoe thanks to its composite toecap and its anti-perforation textile sole. Slip-resistant sole on ceramic and steel floors. Reflective retro edging on the heel. Anti-static external sole. Sole resistant to hydrocarbons. Energy absorption through the heel.

Size	Ref.
36 (3)	865155
37 (4)	865156
38 (5)	865157
39 (6)	865158
40 (6.5)	865159
41 (7)	865160
42 (8)	865161

Size	Ref.
43 (9)	865162
44 (10)	865163
45 (10.5)	865164
46 (11)	865165
47 (12)	865166
48 (13)	865167

GISS



+ Safety ensured at a better price.

SHOE TACANA S3 SRC SAFETY SHOE

Standard: EN ISO 20345 : 2011 S3 SRC

Stem in full grain buffalo leather. Lining in breathable mesh
Strengthened PU toe Toecap in composite
Anti-perforation non metallic sole.
Double density PU/PU external sole
200-joule toecap, compliant with standards EN ISO 20345: 2011
Weight: 574 g*

STRONG POINTS:

Light shoe thanks to its composite toecap and its anti-perforation textile sole. Slip-resistant sole on ceramic and steel floors. Reflective retro edging on the heel. Anti-static external sole. Sole resistant to hydrocarbons. Energy absorption through the heel.

Size	Ref.
36 (3)	865169
37 (4)	865170
38 (5)	865171
39 (6)	865172
40 (6.5)	865173
41 (7)	865174
42 (8)	865175

Size	Ref.
43 (9)	865176
44 (10)	865177
45 (10.5)	865178
46 (11)	865179
47 (12)	865180
48 (13)	865181

What makes the difference

ESSENTIAL AND FUNCTIONAL



- Simplicity
- Efficiency
- Safety
- Economy

Safety at the best price

FOOTWEAR LAUTARO 2 EVOL S3 HRO SRC

GISS

Standard: EN ISO 20345: 2011 S3 HRO SRC

Upper in pull-up water resistant leather. Protective over-tip in anti-abrasion leather, heel reinforcement in TPU with heel tabs. Reflective side inserts. Breathable mesh lining material. Padded heel collar, lined and padded tongue. Rubber/PU sole. First for cleanliness with removable EVA insert in EVA for a better heel shock absorption.

APPLICATIONS

Processing industries, used oils, machining swarf, hydrocarbons, hot environments.

STRONG POINTS

Very good resistance to contact heat (300°C). Self-cleaning sole and deep structure tread. Safety toecap of synthetic material, and perforation-resistant non-metallic insert, conpliant with standard 12568: 2010.



Size	Ref.
36	847901
37	847902
38	847903
39	847904
40	847905
41	847906
42	847907

Size	Ref.
43	847908
44	847909
45	847910
46	847911
47	847912
48	847913

FOOTWEAR CABULCO 2 EVOL S3 HRO SRC

GISS

Standard: EN ISO 20345: 2011 S3 HRO SRC

Upper in pull-up water resistant leather. Protective over-tip in anti-abrasion leather, heel reinforcement in TPU with heel tabs. Reflective side inserts. Breathable mesh lining material. Padded heel collar, lined and padded tongue. Rubber/PU sole. First for cleanliness with removable EVA insert in EVA for a better heel shock absorption.

APPLICATIONS

Processing industries, used oils, machining swarf, hydrocarbons, hot environments.

STRONG POINTS

Very good resistance to contact heat (300°C). Self-cleaning sole and deep structure tread. Safety toecap of synthetic material, and perforation-resistant non-metallic insert, conpliant with standard 12568: 2010.



Size	Ref.
36	847915
37	847916
38	847917
39	847918
40	847919
41	847920
42	847921

Size	Ref.
43	847922
44	847923
45	847924
46	847925
47	847926
48	847927

FOOTWEAR LEXO S3 HRO SRC

GISS

Standard: EN ISO 20345: 2011 S3 HRO SRC

Upper in grained water repellent full-grain bovine black leather. Breathable fabric lining. Removable, anatomical and antiperspirant sole. PU / NITRILE anti-abrasion, lightweight and flexible sole.

STRONG POINTS

Sturdy and ergonomic footwear. Perforated composite toecap with breathable lining Anti-perforation « no metal » sole.



+ Outer sole resistant to temperatures up to 300°C.

Size	Ref.
38	861983
39	861984
40	861985
41	861986
42	861987

Size	Ref.
43	861988
44	861989
45	861990
46	861991
47	861992

FOOTWEAR SAXO S3 HRO SRC

GISS

Standard: EN ISO 20345: 2011 S3 HRO SRC

Upper in grained water repellent full-grain bovine black leather. Breathable fabric lining. Removable, anatomical and antiperspirant sole. PU / NITRILE anti-abrasion, lightweight and flexible sole.

STRONG POINTS

Sturdy and ergonomic footwear. Perforated composite toecap with breathable lining Anti-perforation « no metal » sole.



Size	Ref.
38	861994
39	861995
40	861996
41	861997
42	861998

Size	Ref.
43	861999
44	862000
45	862001
46	862002
47	862003

*Weight by foot for sizes 42

GISS



+ High quilted, reinforced flap for more comfort.
Non-flammable Kevlar® thread sewing

FOOTWEAR KELUD 2 S3 HRO SRC

Standard: EN ISO 20345: 2011 S3 HRO SRC

Waterproof leather stem, grained finish. Spark-resistant flap in leather held by 2 clips with quick opening buckles 3D Lining material in 3 layers for a better evacuation of moisture to the outside. First in integral cleanliness, anatomical and anti-static.

APPLICATIONS

Welding shops.

STRONG POINTS

High performance outer sole, PU comfort layer. Very good resistance to contact heat (300°C). Safety tip of synthetic material, and perforation-resistant non-metallic insert, conpliant with standard 12568: 2010.

Size	Ref.
38	848018
39	848019
40	848020
41	848021
42	848022

Size	Ref.
43	848023
44	848024
45	848025
46	848026
47	848027

GISS



+ Sewn entirely with Kevlar® wire

FOOTWEAR SOTARA S3 HRO SRC

Standard: EN ISO 20345: 2011 S3 HRO SRC

Graduated waterproof leather upper. Fireproof leather flap with velcro strap. Sewn entirely with Kevlar® wire. PU /Nitrile sole.
Weight: 595 g*

STRONG POINTS:

Very good resistance to contact heat (300°C). Perforated composite toe cap with breathable membrane and anti-perforating steel sole.

Sizes	Ref.
38	867188
39	867189
40	867190
41	867191
42	867192

Sizes	Ref.
43	867193
44	867194
45	867195
46	867196
47	867197

GISS 0% METAL



+ Ultra light moccasin.

TACORA S2 SRC MOCASSIN SHOE

Standard: EN ISO 20345: 2011 S2 SRC

White waterproof microfibre upper. Breathable fabric lining. Removable anatomical sole covered with a breathable, anti-fungal, anti-slip, anti-fatigue fabric.
Weight: 495 g*

STRONG POINTS:

Perforated composite toecap with breathable lining. Anti-abrasion, oil-resistant, anti-slip, anti-static, compact PU sole.

Sizes	Ref.
35 (2)	867200
36 (3)	867201
37 (4)	867202
38 (5)	867203
39 (6)	867204
40 (6.5)	867205
41 (7)	867206

Sizes	Ref.
42 (8)	867207
43 (9)	867208
44 (10)	867209
45 (10.5)	867210
46 (11)	867211
47 (12)	867212
48 (13)	867213

FOOTWEAR GISSIA EVOL S3 SRC

GISS

Standard: EN ISO 20345: 2011 S3 SRC

Upper in pull-up water resistant leather. Side perforations for a good ventilation of the foot. Lightweight and flexible PU sole for a better versatility of use.

APPLICATIONS

All types of industry, transportation and logistics

STRONG POINTS

Single density PU sole with arch reinforcement. Lining material in 3 layers for a better evacuation of moisture on the outside, high breathability and quick drying. Safety toecap of synthetic material, and perforation-resistant non-metallic insert, conpliant with standard 12568: 2010.

Size	Ref.	Size	Ref.
36	848030	**42**	848036
37	848031	**43**	855153
38	848032	**44**	855154
39	848033	**45**	855155
40	848034	**46**	855156
41	848035	**47**	855157



+ In lined and padded fabric combined with 2 side gussets to avoid any intrusion of materials inside the shoe

FOOTWEAR CITYSS EVOL S3 SRC

GISS

Standard: EN ISO 20345: 2011 S3 SRC

Anti-abrasion leather upper and rear reinforcements for optimum walking stability. 3D lining. Front foot lining resistant to abrasion. Padded heel collar for better protection of the instep. Tongue in lined, quilted fabric for better protection of the instep.

APPLICATIONS

All types of industry, transportation, and logistics.

STRONG POINTS

Single density PU sole with arch reinforcement. Lightweight and flexible sole for a better versatility of use. Safety tip of synthetic material, and perforation-resistant non-metallic insert, conforms to standard 12568: 2010.

Size	Ref.	Size	Ref.
36	848048	**42**	848054
37	848049	**43**	848055
38	848050	**44**	848056
39	848051	**45**	848057
40	848052	**46**	848058
41	848053	**47**	848059



FOOTWEAR GUAZAPA S1P SRC

GISS

Standard: EN ISO 20345: 2011

Upper in smooth hi-tech smooth microfibre black colour. Micro-velvet inserts. Breathable fabric lining. Removable, anatomical and antiperspirant sole. Reinforced tongue for walking comfort without stressing the instep. Anti-abrasion, light and flexible PU single-density welded sole. Reinforced arches.

STRONG POINTS

Perforated composite toecap with breathable lining. Anti-perforation « no metal » sole.

Size	Ref.	Size	Ref.
36	861957	**42**	861963
37	861958	**43**	861964
38	861959	**44**	861965
39	861960	**45**	861966
40	861961	**46**	861967
41	861962	**47**	861968



+ Innovative shoe design, very light and comfortable.

FOOTWEAR CHINGO S1P SRC

GISS

Standard: EN ISO 20345: 2011

Upper in smooth hi-tech smooth microfibre black colour. Micro-velvet inserts. Breathable fabric lining. Removable, anatomical and antiperspirant sole. Reinforced tongue for walking comfort without stressing the instep. Anti-abrasion, light and flexible PU single-density welded sole. Reinforced arches.

STRONG POINTS

Perforated composite toecap with breathable lining. Anti-perforation « no metal » sole.

Size	Ref.	Size	Ref.
36	861970	**42**	861976
37	861971	**43**	861977
38	861972	**44**	861978
39	861973	**45**	861979
40	861974	**46**	861980
41	861975	**47**	861981

*Weight by foot for sizes 42



+ Innovative shoe design, very light and comfortable.

GISS





SOCKS G-SOCK 1

Bamboo (85%) and Spandex (15%) socks. Reinforced underside of foot, from the heel to the toe. Restrains sweat. Extremely soft.
Size: 39-42 and 43-46
Sold by batch of 12 pairs.

Size	Ref.
39-42	855250
43-46	855251

GISS





G SOCK 2 SOCKS

Bamboo (85%) and Spandex (15%) socks. Reinforced underside of foot, from the heel to the toe. Restrains sweat. Extremely soft.
Size: 39-42 and 43-46
Pack of 12

Size	Ref.
39-42 (6-8)	855253
43-46 (9-11)	855254

GISS





G SOCK 3 MI-SOCKS

Bamboo (85%) and Spandex (15%) socks. Reinforced underside of foot, from the heel to the toe. Restrains sweat. Extremely soft.
Size: 39-42 and 43-46
Pack of 12

Size	Ref.
39-42 (6-8)	855256
43-46 (9-11)	855257

GISS





SHOE LACES

Polyamide laces. Packaging in blister packs of 6 pairs.

Description	Ref.
Polyamide black round laces 90 cm	863295
Polyamide black round laces 120 cm	863296
Polyamide black round laces 140 cm	863297
Polyamide black flat laces 90 cm	863299
Polyamide black flat laces 120 cm	863300
Polyamide grey flat laces 90 cm	863302
Polyamide grey flat laces 120 cm	863303

DISPOSABLE PROTECTION

GISS has developed a full range of protection for short-term use These products have two main functions:
- Ensure the environments hygiene from the user: a cap can avoid hair contamination to a manufacturing process, a visitor's coat or overshoes that external elements are brought into a manufacturing unit.
- Ensure the protection of the carrier: in the case of Category 1 Personal Protective Equipment, the product is developed to protect against one or more minor hazards. Such as avoiding hair or clothing to getting stuck in a machine or protecting against non-toxic specks of dust or limited projections of diluted detergents (when a risk is identified, it is appropriate to ensure that a PPE of category 1 is well suited).

The applications of temporary PPE are therefore extremely wide: various industries (chemical, pharmaceutical, electronics ...), maintenance, agro-food, energy, collective catering, medical care, cleanliness, rescue...

The GISS temporary use protection range products are mainly made from 2 materials:
- Non-woven polypropylene: material obtained by a random arrangement of long and thin fibres of polypropylene; both lightweight and resistant, comfortable and breathable, it is perfectly adapted to the manufacturing of temporary use clothing; recyclable, it offers an economic alternative and sustainable development to the cleaning problematic of professional clothing.
- Polyethylene: less expensive than the non-woven polypropylene, the polyethylene film cannot be sewn and is less breathable; in return, provides sealing and a better match to the direct contact with foodstuffs (the concerned products are identifiable by the presence of the logo «glass and fork»)

You will find in the pages that follow a wide selection of quality products available and in stock: caps, hygiene masks, oversleeves, coats and overalls, overshoes…





What make the difference

THE GISS QUALITY COMMITMENT

As part of the development of this range, GISS was keen to ensure the quality of its products as well as their manufacturing conditions.

All the GISS temporary use product range are manufactured:
- Free from natural latex, bisphenol-A (BPA), nano-particles, phthalates, silicone, fluorinated products and compliant with REACH regulations
- According to manufacturing methods in accordance with cGMP («Current Good Manufacturing Practices»), the ILO (International Labour Organization) declaration on «Fundamental Principles and Rights at Work", including freedom of association and effective recognition of the right to collective bargaining, the elimination of all forms of forced or compulsory labour, the effective abolition of child labour and the elimination of discrimination in respect of employment and profession.

The GISS quality certificate covering these points is available from your GISS distributor.

GISS







DISPOSABLE MOBCAP

CE PPE cat. 1

Polypropylene non-woven mobcap, available in white, blue or green.
Latex-free elastic
Diameter 48 cm
Pack of 100 mobcaps, carton of 1000 mobcaps

Colour	Ref.
White	861507
Blue	861508
Green	861509

+ Available in 3 colours

GISS





DISPOSABLE BOUFFANT CAP

CE PPE cat. 1

White polypropylene non-woven bouffant cap, available in the simple version or with visor for protecting the operator from being dazzled
Latex-free elastic
Diameter 50 cm
Without visor: pack of 100 bouffant caps, carton of 1000 bouffant caps
With visor: pack of 100 bouffant caps, carton of 1000 bouffant caps

Version	Ref.
Without visor	861511
With visor	861512

+ Available with or without visor

GISS



DISPOSABLE HAIRNET

CE PPE cat. 1

Blue polyamide hairnet
Latex-free elastic
Diameter 50 cm
Pack of 100 nets, carton of 1000 nets

Colour	Ref.
Blue	861519

GISS



DISPOSABLE BEARD COVER

CE PPE cat. 1

White non-woven polypropylene beard cover
Latex-free elastic fastening
Pack of 100 beard covers, carton of 1000 beard covers

Colour	Ref.
White	861517

GISS





DISPOSABLE CAP

CE PPE cat. 1

White polypropylene elasticated non-woven cap, with visor, available in simple visor version or with hairnet
Latex-free elastic
Without hairnet: pack of 100 caps, carton of 500 caps
With visor: pack of 50 caps, carton of 500 caps

Version	Ref.
Without Net	861514
With Net	861515

+ Available with or without hairnet

DISPOSABLE HOOD

CE PPE cat. 1

White polypropylene non-woven hood, available in the simple version or with integrated hygiene mask (2 polypropylene plies)
Latex-free elastic
Pack of 50 hoods, carton of 500 hoods

Version	Ref.
Without mask	861521
With mask	861522





+ Available with or without hygiene integrated mask

HYGIENE MASK

Blue polypropylene non-woven hygiene mask, available with 2 or 3 plies, depending upon the required level of hygiene
Attachment by latex-free ear-loops
2-ply: Box of 100 masks, cardboard 1000 masks
3-ply: Box of 100 masks, cardboard 500 masks

Version	Ref.
2-ply	861527
3-ply	861528



+ Available in the 2 or 3-ply versions

DISPOSABLE POLYETHYLENE GLOVE

CE PPE cat. 1, food contact

Polyethylene gloves, available in standard transparent version (29 cm) or long, blue version (48 cm). Compatible with contact of foodstuffs
Standard transparent: bags of 100 gloves, cartons of 10000 bouffant gloves
Long blue: bags of 100 gloves, cartons of 2500 gloves

Version	Ref.
Standard	861530
Long blue	861531



+ Available in transparent standard or long blue versions

DISPOSABLE POLYETHYLENE OVERSLEEVE

CE PPE cat. 1, food contact

Polyethylene oversleeve, available in white or blue versions
Compatible with contact of foodstuffs
Latex-free elastic. Length 38 cm
Pack of 100 oversleeves, carton of 2500 oversleeves

Colour	Ref.
White	861533
Blue	861534





+ Available in white or blue

DISPOSABLE POLYPROPYLENE OVERSLEEVE

CE PPE cat. 1

White polypropylene non-woven oversleeve
Latex-free elastic
Length 38 cm
Pack of 100 oversleeves, carton of 400 oversleeves

Colour	Ref.
White	861536



GISS

NON-WOVEN DISPOSABLE COAT

CE PPE cat.1

Non-woven polypropylene blouse, available in many variants :
- Sizes M to XXL (according to models)
- Snap closure with plastic or zipper
- White or light blue color
- Weight of non-woven 25, 35 or 40 / m²
- With or without pockets

All models have a shirt collar and elasticated cuffs without latex.
Individual packaging, carton of 50 blouses.





\+ Wide choice of sizes and colours

What makes **the difference**

THE GISS OPTIONS

The GISS range of nonwoven coats responds to a broad range of needs with many different models:
- Sizes: to cover the different morphologies
- Colours : to differentiate teams, visitors or to respond to the regulatory constraints
- Types of closure: for reasons of hygiene, comfort or safety (e.g., a zip provides better closure than pressure buttons but may be prohibited if there is a risk of being driven by a machine)
- Weights: according to the time of use, the level of hygiene required and/or the mechanical constraints which could be exercised on the garment during its use
- Presence of pockets: helpful on some sites to wear an access card, a telephone or a pen, they may be banned in other cases to avoid taking these objects in sensitive sectors

25 G/M² NON-WOVEN DISPOSABLE COAT

CE PPE cat. 1

Shirt collar, elasticated wrists, no pockets

Fastening	Colour	Size	Ref.
Press studs	White	M	861542
		L	861543
		XL	861544
		XXL	861545
	Sky Blue	L	861546
		XL	861547
		XXL	861548
Zip	White	M	861550
		L	861551
		XL	861552
		XXL	861553
	Sky Blue	L	861554
		XL	861555
		XXL	861556



GISS

+ Cost-saving choice of short term uses or without mechanical stress

35 G/M² NON-WOVEN DISPOSABLE COAT WITH 3 POCKETS

CE PPE cat. 1

Shirt collar, elasticated wrists, 1 upper pocket, 2 lower pockets

Fastening	Colour	Size	Ref.
Press studs	White	L	861558
		XL	861559
		XXL	861560



GISS

+ “Laboratory type” model with pockets

40 G/M² NON-WOVEN DISPOSABLE COAT

CE PPE cat. 1

Shirt collar, elasticated wrists

Fastening	Colour	Size	Ref.
Press studs	White	L	861562
		XL	861563
		XXL	861564
	Sky Blue	L	861565
		XL	861566
		XXL	861567
Zip	White	L	861569
		XL	861570
		XXL	861571
	Sky Blue	L	861572
		XL	861573
		XXL	861574



GISS

+ Thicker material for more resistance and hygiene

GISS



DISPOSABLE POLYETHYLENE VISITOR COAT

CE PPE cat. 1

White polyethylene visitor coat, one size
Closing with plastic press studs
Shirt collar
Individual packaging, bags of 10 coats, cartons of 500 coats

Size	Ref.
Unique	861538

+ Ideal for equipping visitors or for use in a humid environment

GISS





VISITOR KIT

CE PPE cat. 1

Visitor kit contents:
- 1 white polyethylene visitor coat, one size
- 1 white polypropylene non-woven mobcap
- 1 white hygiene paper mask (1-ply)
- 2 blue polyethylene overshoes

Individual packaging, bags of 10 kits, cartons of 200 kits

Size	Ref.
Unique	861540

+ Full kit to protect visitors from head to toe

GISS





DISPOSABLE APRON POLYETHYLENE 18 µm

CE PPE cat. 1, food contact

Polyethylene apron, available in white or blue versions
Compatible with contact of foodstuffs
Thickness 18 µm
Dimensions 70x110 cm
Pack of 100 aprons, carton of 1000 aprons

Colour	Ref.
White	861590
Blue	861591

+ Available in white or blue

GISS





DISPOSABLE APRON POLYETHYLENE 25 µm

CE PPE cat. 1, food contact

Polyethylene apron, available in white or blue versions
Compatible with contact of foodstuffs
Thickness 25 µm
Dimensions 76x140 cm
Pack of 100 aprons, carton of 1000 aprons

Colour	Ref.
White	861593
Blue	861594

+ Available in white or blue

DISPOSABLE POLYPROPYLENE COVERALL

GISS

CE PPE cat. 1

40 g/m² polypropylene non-woven coverall, available in white and dark blue, and in collar version or latex-free elasticated hood
All models have zip closing and latex-free elasticated wrists, waist and ankles
Individual bag

Collar	Colour	Size	Ref.
Shirt	White	L	861576
		XL	861577
		XXL	861578
	Dark Blue	L	861579
		XL	861580
		XXL	861581
Hood	White	L	861583
		XL	861584
		XXL	861585
	Dark Blue	L	861586
		XL	861587
		XXL	861588



+ The solution for protection against dirt or minor hazards





› SEE PAGE 1147



Type 5/6 protective coveralls

GISS



+ The standard overshoes for your visitors

DISPOSABLE POLYETHYLENE OVERSHOE

CE PPE cat. 1

Blue polyethylene overshoe, one size
Length 38 cm
Latex-free elastic fastening

Length	Ref.
38 cm	861596

GISS



+ For dry environments

DISPOSABLE POLYPROPYLENE OVERSHOE

CE PPE cat. 1

White polypropylene non-woven overshoe, one size
Length 38 cm
Latex-free elastic fastening
Pack of 50 shoe covers, carton of 500 shoe covers

Length	Ref.
38 cm	861598

GISS



+ For adherence even in humid environments

DISPOSABLE POLYPROPYLENE OVERSHOE WITH SOLE

CE PPE cat. 1

White polypropylene non-woven overshoe with blue non-slip polyethylene waffled sole, one size
Length 40 cm.
Latex-free elastic fastening
Pack of 50 shoe covers, carton of 500 shoe covers

Length	Ref.
40 cm	861600

GISS



+ To prevent from bringing dirt in or simply to keep the boots clean during exposure to dirt!

DISPOSABLE POLYETHYLENE BOOT COVER

CE PPE cat. 1

Transparent polyethylene boot covert, one size
Length 40 cm, height 50 cm
Latex-free elastic fastening
Bags of 50 boot covers, cartons of 500 boot covers

Length	Ref.
40 cm	861602

Q-SAFE QS6620 DISPOSABLE COVERALL

Q-SAFE

Category III type 5/6 anti-static

Breathable non-woven hood coverall. Protects against dry dust, limited spatter and limited spraying.



Size	Ref.
M	6930572
L	6930573
XL	6930574
XXL	6930575



› SEE PAGE 1040



Glasses G-GRINDER Ref. 840358

› SEE PAGE 1053



G-AIR PLUS DISPOSABLE MASK Ref. 839961

› SEE PAGE 1073



G-NITRILE powderfree disposable gloves Ref. 844950

GISS



+ Very comfortable, permeable to air and water steam («breathable») favouring the reduction of thermal stress

DISPOSABLE G-PRO 1 COVERALL

Category III Type 5/6

Coverall in SMS white polypropylene. Elastic cuffs, waist, ankles and hood. Three panel hood. Front zip closing with double tab and adhesive re-positionable flap. Ideal for general cleaning, asbestos removal, construction and professional cleaning.

APPLICATIONS

General cleaning, maintenance, building cleaning, handling of powders, asbestos removal work.

STRONG POINTS

Filters 100% of particles > 3 microns. Silicone-free, crucial for use in the area of spray painting.

Optimal cut for improved user's comfort and safety.

Size	Ref.
S	848142
M	848143
L	848144
XL	848145
XXL	848146
XXXL	848147

Structure of the G-PRO 1 fabric

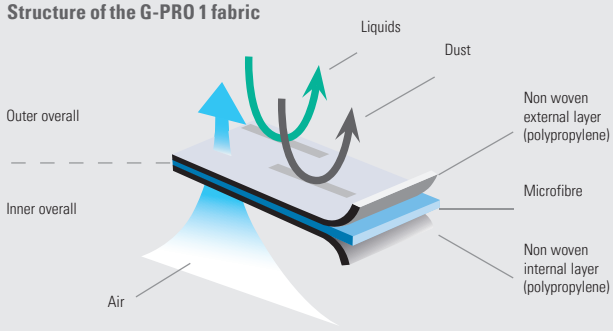

The SMS fabric is used in G-PRO 1 coveralls is highly breathable which makes it ideal for hot environments.

Three-thread overlock seams

Very robust seams. Excellent barrier against particles. Internal stitches reduce potential thread fluffing.



The asbestos fibre generally measure 3-5 microns. The SMS fabric combination of G-PRO screens 100 % of particles above 3.0 microns.

Type 5 EN ISO 13982-1	**Leak-tight coveralls against dry particles** Integral bodily protection against airborne solid particles.	TYPE 5
Type 6 EN 13034	**Protective coveralls against limited spraying** Integral bodily protection against light spraying of liquid chemical products.	TYPE 6

› SEE PAGE 1140



Cat. 1 disposable protection range

DISPOSABLE G-PRO 2 COVERALL

GISS

Category III Type 5/6 antistatic

White micro-porous polyethylene coverall. Antistatic. Three panel hood and finger-holes. Elastic cuffs, waist, ankles and hood. Front zip closing with double tab and adhesive re-positionable flap.

APPLICATIONS

Splashing of non-hazardous chemical products, protection against particles, pesticides, leak-tight against sprays. Pharmaceutical and electronics industries, processing industries, paint and agriculture.

STRONG POINTS

Excellent resistance to liquid penetration and barrier against fine particles (> 0.01 microns). Silicone-free. Light linting.

Size	Ref.
S	848149
M	848150
L	848151
XL	848152
XXL	848153
XXXL	848154



Structure of the G-PRO 2 fabric

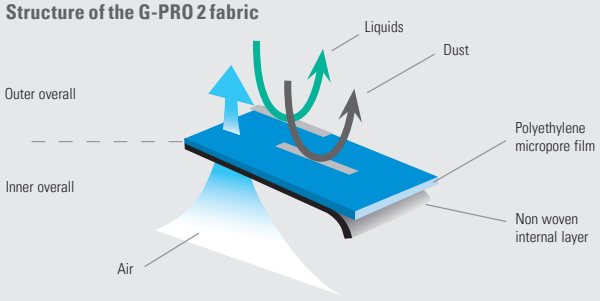

The G-PRO 2 fabric is designed to drain sweat away from the coveralls, to resist liquid chemical saturation and filter 100% of particles down to a size of 0,01 micron.



Thumb finger-hole to maintain the sleeve.



3-piece hood for optimum cumfort and fit while using respiratory masks.

Three-thread overlock seams

Very robust seams. Excellent barrier against particles. Internal stitches reduce potential thread fluffing.

Bound seams at the crotch for superior resistance in this critical zone.



overcast seams



lined seams

Type 5 EN ISO 13982-1	**Leak-tight coveralls against dry particles** Integral bodily protection against airborne solid particles.	TYPE 5
Type 6 EN 13034	**Protective coveralls against limited spraying** Integral bodily protection against light spraying of liquid chemical products.	TYPE 6
EN 1149-5	Protective clothings with electrostatic properties	EN 1149-5

GISS



HAND CLEANING CREAM G-ORANGE

PH neutral hand cream cleanser, made from natural extracts of citrus, aloe vera, jojoba oil and glycerine. Formula without solvent.
Washes and moisturises hands; prevents irritation and takes care of the skin.
Universal hand cleaner for automobile, industry, construction or nautical industry.
3.8 L container with pump.

Ref.
863580

+ The formula contains natural ingredients
Easily clean classic shop stains like grease and lubricants

GISS



HAND CLEANING CREAM NATURAL 2 (for tough stains)

Standard: NFT 73-101

Washing cream for heavy mechanical stains.
Efficiency reinforced by vegetable based micro-grains.
Contains a dermoprotective substance.
Contains Aloe Vera (hydrates and softens the skin).
4 litres container with pump.

APPLICATIONS

Removal of medium stains such as: mineral oils, used oils, lubricants, graphite, metallic dusts, soot.

STRONG POINTS

Significantly improves the feeling of soft hands.
Particularly soft for the skin.
Contains no soap, or solvent, or dye.

Ref.
845259

+ Does not pose a problem for the adherence of paint, no impact on the manufacturing process.

GISS



G-ALOA HAND CLEANING CREAM

Cleaning cream intended for hand hygiene, nacre white colour and floral scent.
Soft on the skin, skin-friendly
Formula tested under dermatological control
pH 6.9 (pure)
500 ml pump dispenser

Ref.
862396

+ Optimised packaging for convenient use.

GISS



G-WIPES CLEANING WIPES

Wet hand wipes for water-free cleaning tough stains. Composed of polypropylene and impregnated with a cleaning solution. Each individual wipe provides, because of its slightly rough structure, regular cleaning without the additions of supplementary abrasive products. Bucket of 70 wipes.

APPLICATIONS

For pre-cleaning or rapid cleaning of tough stains such as mineral oils, graphites, metallic powders, soot. For work stations with no available water. Ideal for heavy goods vehicle drivers, breakdown service agents, assembly and maintenance personnel, crafsmen…

STRONG POINTS

Without allergenic limonene and preservative free.

Ref.
844997

+ Rapidly and effectively cleans without being rough on the skin.

THE GISS SPILLAGE CONTROL RANGE

What you need to know

Pollution caused by leaks, drippings, sprays, or spills represent several million litres per year in Europe. The GISS industrial spillage control range supply concrete solutions to the problems of pollution liquid of any nature.

WHY USING GISS ABSORBENTS:

- For safety reasons: to reduce the risk of accidents (slips)
- For cleanliness: control leaks, projections, drops…
- For environment protection: contain and eliminate liquids pollutants.

GISS INFO:

Once soaked or saturated, the absorbent material become Special Industrial Wastes. The transport and disposal of Special Industrial Waste must comply with the current legislation. The absorbed liquids keep their physical, chemical and toxicological characteristics even after absorption. It is advised to follow usage precautions (adequate PPE wearing) in regards to the liquid absorbed, during the handling of the impregnated absorbent.

G-MINERAL HIGH PERFORMANCE ABSORBENT

Standard: NF P98-190

GISS calcined mineral absorbent is a naturally active agent.
Composition: calcined attapulgite
Bag absorption capacity: approximately 15 litres.
Bucket absorption capacity: approximately 10 litres.
It is in the form of a fine grey/light brown granulate with a very high absorbency.

APPLICATIONS

It allows all type of pollutant liquids, such as oils, greases, light hydrocarbons, solvents, paints, chemical products...

STRONG POINTS

Does not form mud, slip-proof, does not stain floors, little dust emission.
COMPLIES WITH NF P98-190 STANDARD FOR ROAD USE.

	Contents	Capacity of absorption	Ref.
Bag of 10 kg	20L	15 L	840372
Bucket of 8.5 kg	15L	10 L	840374

Pallet of 54 bags or 55 buckets.



GISS

+ Can be used on road networks. Easy to pick up by simple sweeping.

G-VEGETAL ABSORBENT

Standard: NF P98-190 / ECOLABEL NF336

GISS, non-flammable natural absorbent is made from spruce and pine wood.
Bag absorption capacity: approximately 25 litres.
Packaging: bag of 40 litres.

APPLICATIONS

Absorbs all types of liquids: fuels, lubricants, solvents, cutting oils, emulsions, coolants, beverages, residual water, used oil, paint...

STRONG POINTS

Non-slip, does not propagate fire and limits the risks of fire in the work-place. Totally biodegradable product, non-abrasive and chemically neutral, does not contain silica, sulphur or clay and does not present any danger to the persons who use it.
COMPLIES WITH NF P98-190 STANDARD FOR ROAD USE. PEFC/10-31-1650.

Ref.
854282

Pallet of 70 bags.



GISS

+ Does not propagate fire (M1), economical and ecological product. Dust free and non-mineral: does not damage hydraulic or electrical systems

GISS



G-ALL LIQUIDS ABSORBENT SHEETS

100% polypropylene.
Absorption capacity: about 80 litres.
Dimensions: 40 x 45 cm.
Packaging: bag of 100 sheets.

APPLICATIONS

Absorbs oils and hydrocarbons spills in industrial environments. Also suitable for acids, bases and other soluble chemicals. (Product not intended to absorb the oil on water).

STRONG POINTS

Serious decrease in intervention time Ease of use and removal Reduction in work accident through slipping

Ref.
845686

Pallet of 36 bags

+ Their low weight and their large absorption capacity make them ideal products for reducing waste and treatment costs.

GISS



G-HYDROCARBONS ABSORBENT SHEETS

100% hydrophobic polypropylene.
Absorption capacity: about 85 litres.
Dimensions: 40 x 45 cm.
Packaging: bag of 100 sheets.

APPLICATIONS

Absorbs hydrocarbons spills on the ground and on the water. To use for pollution on water or for filtering hydrocarbon polluted basins.

STRONG POINTS

Serious decrease in intervention time Ease of use and removal Reduction in work accident through slipping

Ref.
845692

Pallet of 36 bags

+ Their low weight and their large absorption capacity make them an ideal product for reducing waste and treatment costs.

GISS



CHEMICALS ABSORBENT SHEETS

100% non-woven SMS.
Absorption capacity: about 80 litres.
Dimensions: 40 cm x 50 cm.
Packaging: bag of 100 sheets

APPLICATIONS

Oil and hydrocarbon spillages in industrial environments: dangerous liquids, pure, in solution or emulsified such as oil emulsions, hydrocarbons, derivatives and greases.
Also suitable for acids, bases and other soluble chemicals.
Not aimed at absorbing oil spillages on water

STRONG POINTS

Serious decrease in intervention time Ease of use and removal
Reduction in work accident through slipping

Ref.
855099

Pallet of 48 bags

G-ALL LIQUIDS ABSORBENT ROLL

GISS



100% polypropylene.
Absorption capacity: about 130 litres.
Dimensions: 80 cm x 40 m.

Ref.
845688

Pallet of 12 rolls

G-HYDROCARBONS ABSORBENT ROLL

GISS



100% hydrophobic polypropylene.
Absorption capacity: about 130 litres.
Dimensions: 80 cm x 40 m.

Ref.
855097

Pallet of 21 rolls

G-MULTI ALL LIQUIDS ABSORBENT ROLL

GISS



Universal 4-in-1 multi-shape absorbent roll.
Due to its packaging, folds and pre-cuts, it can serve 4 purposes:
- Absorbent sock
- Absorbent sheet,
- Absorbent mat,

Wipe or small strip adaptable to all situations and uses.
Easy-to-carry for mobile uses.
Dispenser box with carrying handle, containing a 33 cm x 15 m folded roll, with pre-cuts in 3 stripes over the whole length, every 32 cm over the width
Absorption capacity: about 25 litres.

Ref.
855095

Pallet of 60 rolls

+ A 4-in-1 product meeting all you needs!

UNIVERSAL DRUM SPILL MAT

GISS



100% polypropylene mat. 65 cm diameter, dedicated to the protection of the 220 litre barrel tops.
Universal drum mats absorb any type of pollutant liquids, pure, diluted or in emulsions such as oils, hydrocarbons, lubricants, solvents, Diesel fuel, chemical substances...
They are recommended for absorbing pump dripping before it reaches the ground.
Due to the absorbent barrel mat, the areas for barrel emptying, storing or filling stay clean and safe.
Sold by pack of 25 mats.

Ref.
855105

GISS



ALL LIQUIDS ABSORBENT SOCK

The all liquid absorbent socks are composed of very absorbent polypropylene pulp which can absorb up to 12 times their weight.

APPLICATIONS

They are recommended for effectively absorbing and containing all types of oil based pollutants, hydrocarbons, solvents, alcohols but also chemical products, weakly concentrated acids or bases. They absorb and retain water. They are perfectly suitable for replacing granules around machines for containing accidental spills.

STRONG POINTS

Their low weight and large absorption capacity makes an ideal product for reducing waste and treatment costs.
Dimension; 120 x 8 cm
Absorption capacity: 3,6 litres per boom
Sold by carton of 20 socks.

Ref.
855103

GISS



OILS AND HYDROCARBONS ABSORBENT SOCK

The oil and hydrocarbon absorbent socks are composed of very absorbent polypropylene pulp which can absorb up to 14 times their weight.

APPLICATIONS

They are recommended to absorb and contain effectively all oily liquids and hydrocarbons on the ground and on water. Totally hydrophobic, these socks repel water.

STRONG POINTS

They are perfectly suitable for replacing granules around machines, thus making cleaning easier. Their low weight and high capacity
of absorption capacity makes an ideal product for reducing waste and treatment costs.
Dimension: 120 x 8 cm
Absorption capacity: 4.2 litres per boom
Sold by carton of 20 socks.

Ref.
855101

GISS





G-ANTI-POLLUTION EMERGENCY SPILL KIT

Intervention kit containing: 25 absorbent sheets 30 x 30 cm – 5 wipes - 1 waste sack – 1 pair of gloves.
Packaged in a transparent polyethylene bag.
Absorption capacity: about 10 litres.

APPLICATIONS

Kit for a quick and effective absorption of polluting liquids spilled over the ground, such as oil, grease, hydrocarbons, solvents, paints and chemical products. Sector plumbers, heating specialists, maintenance crews, intervention vehicles, garages, workshops...

Ref.
845691

Pallet of 112 kits

+ Easy to carry and ready to use

ALL LIQUIDS ABSORBENT KIT

GISS

Kit including 20 sheets 50 x 40 cm, 2 socks 8 x 120 cm, 1 absorbent pillow 46 x 46 cm, 1 pair of gloves, 1 waste bag, 1 PVC carry on bag and 1 notice of use.

APPLICATIONS

Intervention kit for absorbing and cleaning surfaces soiled by accidental leaks and spills of any type of industrial fluid, such as oils, lubricants, emulsions, solvent... (contains all material needed for absorbing, cleaning and leaving at the spillage site).

STRONG POINTS

Absorbent sheets, socks and cushion from this kit provide quick, efficient absorption of all types of liquids and fluids. Due to its great absorption capacity, it is an ideal partner for any professional wanting to keep his work-place clean and safe, or intending to treat pollution: mobile maintenance teams, garages, workshops, heavy goods vehicles, works-site engines, intervention vehicles, storage areas for liquids...

Absorption capacity: 40 litres.

Ref.
855091



+ Quick intervention

OILS AND HYDROCARBONS ABSORBENT KIT

GISS

Kit including 20 sheets 50 x 40 cm, 2 socks 8 x 120 cm, 1 absorbent pillow 46 x 46 cm, 1 pair of gloves, 1 waste bag, 1 PVC carry on bag and 1 notice of use.

APPLICATIONS

Intervention kit for absorbing and cleaning surfaces soiled by accidental leaks and spills of oils or hydrocarbons, mobile maintenance crews, garages, workshops, stations, heavy goods vehicles, work-site machinery, response vehicles, all industries, liquid storage zones.

STRONG POINTS

Absorbent sheets, socks and cushion from this kit provide quick, efficient absorption of oils and hydrocarbons spills on the ground or
on water.

Absorption capacity: 40 litres. Incompatible with water.

Ref.
855093



+ Ready-to-use

CHEMICALS ABSORBANT KIT

GISS

Kit including 20 sheets 50 x 40 cm, 2 socks 8 x 120 cm, 1 absorbent pillow 46 x 46 cm, 1 pair of gloves, 1 waste bag, 1 PVC carry on bag and 1 notice of use.

APPLICATIONS

Intervention kit for absorbing and cleaning surfaces soiled by accidental leaks and spills of any type of industrial fluid, such as oils, lubricants, emulsions, solvents. Mobile maintenance crews, garages, workshops, stations, heavy goods vehicles, work-site machinery, response vehicles, all industries, liquid storage zones

STRONG POINTS

Absorbent sheets, socks and cushion from this kit provide quick, efficient absorption of all types of liquids and fluids.

Absorption capacity: 40 litres.

Ref.
855089



+ Ideal for workshop maintenance

ANTI-FATIGUE & HYGIENE MATS

What you need to know

MSD

Musculoskeletal disorders (MSD) have been recognised as an occupational illness in France and other European countries for over 20 years. These disorders represent a significant financial cost for both companies and society.
Over 40 million workers in Europe are affected by MSD that can be attributed to their work, costing 240 billion Euros annually in lost productivity.
MSDs develop slowly, starting with slight discomfort that than then increase to acute pain.
Repetitive work and prolonged standing can affect many parts of the body: backache, pains in the lower or upper limbs.
Our circulatory system is under pressure when we are standing, particularly the venous system, which is responsible for moving the blood around the body via our veins. The tendency to shift the weight from one side to another increases physical fatigue.
The risks associated with prolonged standing (particularly on hard surfaces) include damaged joints, swollen legs, foot problems, varicose veins and vein disorders, back pain, hip and neck pain, rheumatism, etc..
The use of an anti-fatigue mat will enhance the comfort of the user and encourage regular foot movement (even in static postures), feet will also continuously change their position to adapt to the mat surface to boost healthy circulation. This movement, although subtle, forces the muscles of the foot and calf to relax and contract, which activates the venous pump, directing the blood towards the heart against the force of gravity.







SLIPPING HAZARDS

Over 10% of accidents in the workplace can be attributed to slipping. While this concerns all areas of activity and professions, this is especially prevalent in the agri-food business and mechanical production workshops.
Installing a suitable anti-slip mat provides an immediate solution to the problems accident by slipping. A bevelled mat edge provides more safety by avoiding bumping against the map.

THE G-MAT RANGE

The decision to acquire anti-fatigue and non-slip mats is an investment that will improve working conditions will alleviate the risks of MSDs and slipping. In view of the costs generated by MSDs and slipping, this investment will quickly prove to be profitable and will increase company productivity.
The G-MAT range has been designed to respond to a maximum number of requirements demanded by the industrial environment; from economic models to high-performance products, the G-MAT range contains all the essential elements to reduce the risk of slipping, to alleviate fatigue associated with prolonged standing and to increase the hygiene of your premises!

How to choose

G-MAT RANGE

G-MAT model	Product type	Environments	Use	Performance
G-MAT ONE	Anti-fatigue mat	Dry interior	Production, processing, workstations, booths...	
G-MAT BUBBLE	Anti-fatigue mat	Environment: internal dry or slightly humid (limited sprays of water)	Production, processing, workstations, booths...	
G-MAT SAFE	Anti-fatigue mat	Environment: Internal dry or limited projections of the majority of chemical products used in industry	Production, processing, workstations, booths...	
G-MAT GRIP	Anti-fatigue mat	Dry or wet interior Limited spray from chemical and oil products Resistant to hot spills	Machine or workstation that requires specific adaptation	
G-MAT TOP	Anti-fatigue mat	Interior Projections of greases, lubricants, oils and cleaning products	Challenging industrial environments Areas with spray from liquid, food area	
G-MAT PROTECT	Duckboard	Dry or wet interior	Heavy water spray	
G-MAT OIL	Duckboard	Dry, wet or oily interior Resistant to oils, mineral oils, coolants, animal fats....	Heavy liquid sprays Industry, agri-food, hospitality...	
G-MAT WELD	Anti-fatigue mat	Welding or demanding work stations	Welding, maintenance and production workshops, etc.	
G-MAT CLEAN	Entrance hygiene mat	Interior	Halls, corridors, entrance areas and doors	

Legend

- Comfort and anti-fatigue properties
- Non-slip property
- Abrasion-resistant
- Tested for fire resistance
- Wet conditions
- Resistance to oils and/or chemical products

ALSO FIND OUR CARPET MATS, HYGIENE, KNEE WORK AND FLOOR COATINGS RANGES AFTER THESE PRODUCTS!

G-MAT ONE ANTI-FATIGUE MAT

GISS

When ergonomy rhymes with economy: anti-fatigue and anti slide mat thanks to its dense foam and its diamond relief.
with bevelled yellow edges for more visibility and safety.
Environment: internal dry.
Thickness: 9 mm.
1-YEAR WARRANTY



Design size	Material	Weight	Ref.
60x90 cm	Pure closed-cell PVC foam	1,5 kg	865524
90x150 cm		3 kg	865525
90 cm x 18.3 m		38 kg	865526



+ Production, processing, workstations, booths...

G-MAT BUBBLE ANTI-FATIGUE MAT

GISS

Mat with bubble relief to stimulate blood circulation in the legs.
Resistant to water and the majority of diluted acids.
with bevelled yellow edges for more visibility and safety.
Environment: internal dry or slightly humid (limited sprays of water).
Thickness: 14 mm.
1-YEAR WARRANTY



Design size	Material	Weight	Ref.
60x90 cm	Natural rubber	5 kg	865528
90 x 120 cm		11 kg	865529



+ Production, processing, workstations, booths...

G-MAT SAFE ANTI-FATIGUE MAT

GISS

long lasting mat with diamond surface relief, high comfort and perfect grip on the floor. Excellent resistance to abrasion. 2 layers to link resistance and comfort: anti-fatigue foam and hard surface resistant to numerous industrial chemical products. with bevelled yellow edges for more visibility and safety.
Environment: internal dry or limited projections of the majority of chemical products used in industry.
Thickness: 14 mm.
3-YEAR WARRANTY



Design size	Material	Weight	Ref.
60x90 cm	PVC foam + PVC resistant surface	4 kg	865531
90x150 cm		8.86 kg	865532
90 cmx18,3 m		108 kg	867641



+ Production, processing, workstations, booths...

G-MAT GRIP ANTI-FATIGUE TILE

GISS

Modular solution to adapt to all industrial constraints in terms of work-station configuration: large areas, island units.....
Connected slabs, extremely comfortable and resistant. Available in textured non-slip surface or in a version with vented gratings.
The 90x90 cm tiles are put together and can be cut every 30 cm.
The yellow bevelled edges (optional for more visibility and safety) are male or female. Each edge has a corner piece that can be cut to allow continuous edges when assembled.
Environment: Dry or wet interior, limited projections of chemicals and oils, resistant to hot spills.
Thickness: 16 mm.
1-YEAR WARRANTY



Dimensions	Material	Weight	Ref.
90x90 cm (textured surface)	SBR rubber / nitrile (25%)	11.15 kg	865534
90x90 cm (slatted grid)	Natural rubber	9.95 kg	867998
Femelle edge	SBR rubber / nitrile (25%)	1 kg	865535
Male edge	SBR rubber / nitrile (25%)	1 kg	865536







+ Machine or workstation requiring specific bespoke adaptation

GISS



+ Difficult industrial environments with liquid spray, food area

G-MAT TOP ANTI-FATIGUE MAT

100% nitrile high-quality mat, very effective even in extreme conditions.
Excellent grip on slippery floors.
Non slip crossed surface with drainage holes.
With black nozzle edges for more safety
Environment: internal, grease projections, lubricants, oils and cleaning products.
Thickness: 9 mm.
1-YEAR WARRANTY

Design size	Material	Weight	Ref.
85x150 cm	100% nitrile	7.5 kg	865538

GISS



+ For better safety even with chips

G-MAT GRID SLATTED GRID

Non-slip carpet made in extruded PVC and particularly adapted to the projections of liquids, oils or chips, such as in front of machine tools. 22x22 mm holes, cross ridges arranged in both directions in order to avoid accidents by sliding. PVC is resistant to many chemicals (bases and traditional industrial products, alcohol, aliphatic hydrocarbons, oils, weak acids, strong mineral acids, oils and fats if it is properly cleaned). Not resistant to organic solvents, ketones, esters and aromatic hydrocarbons.
With bevelled yellow edges for more visibility and safety.
Environment: Dry or wet interior, presence of oils or chips. Non-flammable and UV resistant.
Thickness: 12 mm.
3-YEAR WARRANTY

Design size	Material	Weight	Ref.
60x120 cm	PVC	3.3 kg	868000

GISS



+ Heavy water spray

G-MAT PROTECT DUCKBOARD

Long-lasting slatted grid with very good drainage for heavy water sprays.
With black bevelled edges for more safety.
Environment: internal/external dry or wet.
Thickness: 10 mm.
1-YEAR WARRANTY

Design size	Material	Weight	Ref.
90x150 cm	Natural rubber	9 kg	865540

GISS



+ Strong liquid projections Industry, agri-food, catering…

G-MAT OIL DUCKBOARD

Slatted grid offering excellent resistance to oils. Thermal insulation for better comfort on cold and hard floors. Drainage ability for heavy liquid sprays.
With black bevelled edges for more safety.
Environment: internal dry, wet or oily, resistant to oils, mineral oils, cooling liquids, animal fats...
Thickness: 12,5 mm.
1-YEAR WARRANTY

Design size	Material	Weight	Ref.
90x150 cm	Natural rubber / nitrile (25%)	9 kg	865542

G-MAT WELD ANTI-FATIGUE MAT

GISS

Welder mat, very resistant and comfortable. Its applications are not just limited to welding workshops.
Bottom layer in foam for optimal comfort, «diamond» textured upper surface, very resistant treated against fire.
With black nozzle edges for more safety
Environment: welder or demanding stations.
Thickness: 12,5 mm.

3-YEAR WARRANTY



Design size	Material	Weight	Ref.
60x90 cm	PVC foam + PVC resistant surface	3.70 kg	865544
90x150 cm		9.32 kg	865545



+ Welding, maintenance and production workshops, etc.

G-MAT VOLT ELECTRICIAN MAT

GISS

BS EN61111 standard:2009

Insulation carpet available in several thicknesses depending on the required class (depending on the work voltage).
Excellent for use under an electrical distribution table or equipment with voltage.
Ribbed surface for a perfect adhesion. Resistant to oils, acids and low temperatures.

3-YEAR WARRANTY



Design size	Material	Class	Thickness	Weight	Ref.
100x150 cm	EPDM	0 (1kV)	3 mm	6.75 kg	868055
100x150 cm		2 (17 kV)	4 mm	7.55 kg	868056
100x150 cm		4 (36kV)	5 mm	10.28 kg	868057



+ Protects against electrical shocks
Resistant to mineral oils

G-MAT CLEAN ENTRANCE MAT

GISS

Universal entrance mat. non-slip bottom and resistant to colour loss
With black nozzle edges for more safety
Environment: internal
Thickness: 7 mm.

1-YEAR WARRANTY

Design size	Material	Weight	Ref.
60x90 cm	Short tuft 100% polyamide PVC bottom	1.6 kg	865547
90x150 cm		3.8 kg	865548



+ Halls, corridors, entrance areas and doors

G-MAT LAB PEELABLE MAT

GISS

Peelable mat with adhesive covering for single use (30 peelable sheets): to control contamination in sensitive environments: glue fixing stains, dust, bacteria, mould or other solid particles (present of the soles of shoes or the wheels of carts (effective in dry environments only).
self-adhesive sole keeping the mat in place on the floor.
Environment: internal dry.
Thickness: 1.5 mm

Design size	Material	Weight	Ref.
45x117 cm	Polyolefine resin	3.25 kg	865550



+ Industrial dirt control and cleanliness, agricultural and food application, laboratories, pharmaceuticals, electronics, health, white or grey rooms etc.

GISS



+ Floor coating, office furniture furnishing, work tops, roller cabinets ....

G-MAT RIB NON-SLIP FLOOR MAT

Grooved floor lining in natural rubber. Non-slip and resistant, it provides a good insulation for cold concretes and ensures a degree of acoustic insulation. Industrial uses around work plans, stations, gateways. Can also be used to protect work plans or drawers.
Thickness: 3 mm.

1-YEAR WARRANTY

Design size	Material	Weight	Ref.
90 cmx10 m	Natural rubber	26 kg	868002

GISS



+ Practical solution for constructing and renovating storeys

G-MAT DOT NON-SLIP FLOOR MAT

PVC floor coating (5-10% natural rubber). It is non-slip and resistant, providing comfortable insulation for cold and hard concrete, as well as some acoustic insulation. Industrial uses around work surfaces, work stations, footbridges.
Thickness: 1.5 mm.

3-YEAR WARRANTY

Dimensions	Material	Weight	Ref.
1,2 mx10 m	PVC + 5-10% natural rubber	31,3 kg	868004

GISS



+ Maintenance, mechanics, craftspeople/sub-trade, D.I.Y.

G-MAT KNEES KNEELING MAT

Work mat to ease the user when working on their knees, with integrated carrying handle
Environment: internal dry, resistant to oils and the majority of industrial chemical products.
Thickness: 25 mm

1-YEAR WARRANTY

Design size	Material	Weight	Ref.
36x53 cm	Nitrile foam/ closed-cell PVC	350 g	865552

GISS





+ Stairs, ladders, handrails, pavements, vehicles, boats, etc.

G-STEP NON-SLIP TAPE

Non-slip adhesive tape with abrasive particles (aluminium oxide). High resistance to abrasion, increased adhesion on smooth surfaces, highly resistant and easy to put in place.
Black / yellow colour to indicate risk areas such as steps or uneven floors. Perfect visibility, even in low light conditions.
Suitable for indoor or outdoor environments. Universal application on floor surfaces, machines, vehicles, boats, etc.

Dimensions	Colour scheme	Ref.
50 mm x 18,3 m	Black/Yellow	868006

GISS NEW



+ Reduces the risk of slipping on stairs and steps

YELLOW ANTI-SLIP STAIR NOSING

Yellow silicon carbide anti-slip stair nosing, to limit the risk of slipping on steps or stairs, while indicating that steps are present. Beveled rear edge for added safety.
Slide tested R13 in accordance with the BS7976-2:2002 standard. PTV 79 in dry conditions. PTV 73 in humid conditions.
Fire tested according to EN9239-1:2010.
Indoor or outdoor use. To be stuck on the front edge of the step with a suitable adhesive (not included - this product is not self-adhesive in order to be adaptable to all environments and staircases).
Length 1 m, height 55 mm, width 55 mm.
Weight: 600 g.

Dimensions	Colour scheme	Ref.
1 m x 55 x 55 mm	Yellow	880522

SIGNALLING TAPE

Polyethylene stripped tape.
Thickness 5/100th
Dimensions: 100 m x 50 mm
Sold in packs of 12 tapes.

APPLICATIONS

Signalling and delimitation of temporary construction site.

Colour	Ref.
Red/White	652155
Black/Yellow	867023







G-ROLL SIGNALLING TAPE DISPENSER

Blue polyethylene dispenser for signalling or construction tape.
For easy dispensing, cutting and storing signalling tapes.
Accommodates rolls 50 mm wide.

Product	Ref.
G-Roll signalling tape dispenser	862321



What makes it different

EASES SIGNALLING TAPES SETTING

User-friendly, ergonomic, robust and effective, choose the G-ROLL dispenser!

Equipped with a handle for a good grip, a tape cutting system, stop systems for tape storage between 2 uses, and a wall hanging system, the G-ROLL dispenser optimises your time by facilitating and improving signage of your working area.

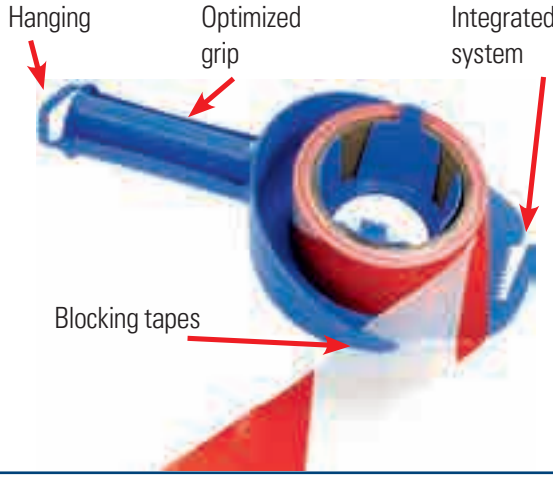

GISS



SIGNALLING CHAIN

UV stabilized polyethylene chain. Diameter 8 mm. Length 25 m. Sold per bag. Available in colours red/white or yellow/black.

APPLICATIONS

Road marker, delimitation and protection of reserved areas.

Colour scheme	Ref.
Red/White	840850
Yellow/black	848126

GISS



SIGNALLING CONE 50 CM

Signage beacon for site delimitation.
Orange colour with 2 strips of white paint or reflective surface.

Material	Colour	Weight	Ref.
EVA PE	Fluo Orange, white strips	790 g	868014
PVC	Fluo Orange, reflective strips	1100 g	868015

GISS



SIGNALLING CONE 75 CM

Signage beacon for site delimitation.
Orange colour with 2 strips of white paint or reflective surface.

Material	Colour	Weight	Ref.
PVC	Fluo Orange, white strips	3100 g	868017
PVC	Fluo Orange, reflective strips	3100 g	868018

GISS



CHAIN FASTENERS FOR SIGNALLING CONES

Fastening system allowing signalling chains fixing on the 50 or 75 cm beacons. Inserts on the top of the beacon and includes an open link to attach one or several channels.

Ref.
868020

5-CONE KIT

GISS

Signal kit includes 5 x 50 cm signalling cones in orange PVC with 2 white bands, 5 chain fastening systems and 8.3 m of white/red plastic chain.
Ideal for delineating a perimeter of intervention.

Ref.
868022



+ All you need for a temporary delineation of a defined zone

SIGNALLING TRIPOD

GISS

Foldable signalling tripod, with storage and transportation bag.
Excellent stability, ring for suspended storage.
Height 70 cm. Metallic structure and PVC canvas.

Product	Colour	Ref.
Work (AK5)	Yellow/red	868026
Danger (AK14)	Yellow/red	868027
Work (AK5)	Yellow/red retro-reflective fluo	868028
Danger (AK14)	Yellow/red retro-reflective fluo	868029



+ Symbol on 3 faces for visibility on all sides

SIGNALLING POST

NEW GISS

Post in red TPE with reflective stripes. Height 75 cm, diameter 8 cm. To be fastened to the ground (fasteners not included).

Ref.
880542



+ To define a hazardous area

GISS



PAIR OF PLASTIC POSTS

Pair of white/red plastic signalling posts, diameter 40 mm.
Black ballastable bases offering good stability.
Height 85 cm.

Ref.
868024

GISS



PVC SIGNALLING POST

PVC post, height 90cm. diameter 50mm, on PE base. Weight: approximately 4kg. To ballast with sand or gravel. Dimensions of base: 28 x 28 x 5 cm. Base colour: black. Post colour: red/white or yellow/black.

APPLICATIONS

Delimitation of work-site and security zone.

STRONG POINTS

Very stable and easy to ballast. Hook allowing the chain to be hooked or unhooked rapidly.
Supplied non-ballasted.

Colour scheme	Ref.
Red/White	848123
Yellow/black	848124

GISS



POST KIT WITH BELT DISPENSER

Full barrier kit consisting of 2 PVC posts, one with a belt dispenser and the other with a receiving head for the belt (able to receive up to 3 belts). Available in the hatched version red/white or yellow/black.
Post: height 95cm, PE base diameter 36cm,to be ballasted by 9kg.
Belt: extensible up to 3m, height 50mm.

Colour scheme	Ref.
Red/White	862339
Yellow/black	862340

SAFETY SIGN SANDWICH BOARD

GISS

Polypropylene, folding safety sign sandwich board to be used indoors or outdoors.
Foldable for functional storage.
Height 60 cm. Width 27.5 cm. Thickness (folded) 2.3 cm.

Product	Ref.
Yellow with "Slippery ground" pictogram	862383
Yellow with "Danger" pictogram	862384
Red with "No entry" pictogram	862385
Red with "No pedestrians" pictogram	862386



+ Provided with 2 hooks for attaching signalling chains or tapes!

EXTENDABLE BARRIER

NEW GISS

Extendable barrier in white and red metal.
Articulated riveted bars.

Maximum length (m)	Height (cm)	Weight (kg)	Ref.
3	97	8	880538



SQUARE EXTENDABLE BARRIER

NEW GISS

Square extendable barrier in white and red metal.
Articulated riveted bars.

Maximum length (m)	Height (cm)	Weight (kg)	Ref.
1,3	115	8	880540



+ Convenient for storage!

GISS







MODULAR SIGN POST

Modular sign posts adaptable to any situation:
- modular height segments can be added or removed
- can be used indoors or outdoors
- temporary (the base can be filled with sand or gravel) or long-lasting attachment (the base is attached to the ground with the supplied screws)
- sign post supplied with 5 m of red/white chain

Easy assembly and disassembly. Cap fitted with hooks for attaching the chain, which can be stored in the upper module.
Full modular sign post consisting of 1 base, 4 segments, 1 cap and 5 m of red/white chain.
Segments: available in the standard version white or red and reflective (class 1 tape) white or red.
Kit: consisting of 2 red/white modular sign posts and one 5 m red/white chain.

Product	Colour scheme	Ref.
Complete modular sign post	Red/White	862342
Additional segment for modular sign post	Red	862343
	White	862344
	Reflective red	862345
	Reflective white	862346
2 complete modular sign posts kit	Red/White	862347

What makes **the difference**

GISS UNIQUE SIGNALLING SOLUTION

Mark permanently or temporarily, inside or outside, with the same solution.



Easy assembly and disassembly



Stable base or to attach to the ground



Supplied with 5 m chain, storable in the upper segment

Fixed or temporary, higher or lower, colour choices:
build the sign posts that meet your specific signalling needs!

GISS





TELESCOPIC BARRIER

PVC telescopic barrier allowing for delineating a length of 1m to 1.80m. Small, rigid and solid, it adapts to the desired length and is easy to install.
Available in the hatched version red/white or yellow/black, provided with a class 1 reflective film on both sides, and with 2 hooks for easy attachment.
Height: 15 cm.
Attachable to the GISS modular sign posts (862342).

Colour scheme	Ref.
Red/White	862329
Yellow/black	862330

G-PROFILE PU FOAM

GISS

The polyurethane G-profile foam makes the workplace safe by indicating the areas at risk and absorbing potential impacts.
Warns both workers and hardware of risks.
It is fitted with wide 3M® adhesive strips, making it is easy to fixed in place and it remains in place for the entirety of the product life.
Flexible and available in different profiles, it can be adapted to all situations.
Designed to make all workplaces safe, be it in production, packaging or logistics: staircases, IPN beams, storage racks, machines, garages, vehicle development, carts, etc.

Profile	Length	Ref.
S-A (rectangle for surfaces)	1 m	868008
S-B (round for surfaces)	1 m	868009
C-A (round for angles)	1 m	868010
E-A (round for edges)	1 m	868011
E-B (bevelled for edges)	1 m	868012



+ For identification of high-risk zones, to prevent shocks and protect your equipment

What you need to know

The G-PROFILE PU foam profiles allows to adapt to every situation.

The S profiles are aimed at wiping surfaces, the C profiles at corners and angles and the E profile at edges.



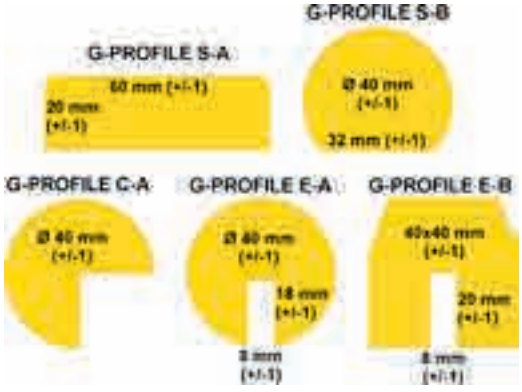

CORNER PROTECTION

NEW GISS

Corner protection made from black and yellow rubber
Height 80 cm. Mounting not included.

Height (cm)	Colour scheme	Ref.
80	Black/Yellow	880530



GISS NEW



YELLOW RACK PROTECTOR

Yellow 5mm steel rack protector. Height 40 cm.
Legs must be attached to the ground (fasteners not included).

Dimensions (mm)	Colour scheme	Ref.
160x250x400	Yellow	880528

GISS NEW



+ To prevent falls due to cables and wires
Black with yellow stripes for more visibility

GROMMET

3 m black PVC cable grommet, with yellow stripes for increased visibility.
Reduces the risk of falling due to unprotected cables. Also prevents damage to cables by crushing or stretching.
Indoor or (occasional) outdoor use.
Length: 3 m. Section width 83 mm (± 2) and height 14 mm (± 1).
Includes 1 30x10 (± 2) mm oval section duct.

Dimensions	Colour scheme	Ref.
3 m x 83 mm x 14 mm	Black/Yellow	880524

GISS NEW



+ Stackable elements

CABLE PROTECTION

Cable protector length 1 m, black and yellow. Push-fit parts for easy installation and floor fixation.
Easy to lift lid for putting or removing cables or hoses.
Indoor or outdoor use. Resistant up to 30 t.

Dimensions (cm)	Number of channels	Weight (kg)	Ref.
100x25x5	2	7	880532

PARKING LIMIT STOP

NEW GISS

Black and yellow plastic parking limit stop. Length 75 cm.
Mountings not included.

Dimensions (cm)	Colour scheme	Ref.
75x15x11	Black/Yellow	880534



SPEEDBUMP

GISS

Modular parking speedbump to adapt to all your dimensions requirements
Available in 50 mm height (for speeds limited to 20-30 km/h) or 60 mm (for speeds limited to 10-20 km/h).
For each height, select the necessary number of yellow or black right modules of 50 cm length, as well as the round tips kit.
Bags of 4 bitumen fasteners are available: a bag of 4 fasteners allows you to attach 1 right hand module 50 cm or 2 bits round.
For better night visibility, each right hand module is equipped with 4 reflectors, and each round tip with 2 reflectors.

Product	Height	Colour	Ref.
Right module	50 mm (20-30 km/h)	Yellow	868031
Right module	50 mm (20-30 km/h)	Black	868032
Right module	60 mm (10-20 km/h)	Yellow	868033
Right module	60 mm (10-20 km/h)	Black	868034
Kit 2 round tips	50 mm (20-30 km/h)	Yellow/black	868035
Kit 2 round tips	60 mm (10-20 km/h)	Yellow/black	868036
Fastening kit	-	-	868037



Incorporated reflectors



\+ Modular and equipped with reflectors

PARKING BARRIER

NEW GISS

Galvanized parking barrier with red stripes.
Can be locked with a padlock.
Mountings and padlocks not included.

Dimensions (cm)	Ref.
68x29x41	880536



› SEE PAGE 519



Padlocks

GISS



WARNING SIGNS

Rigid warning signs made of high impact polystyrene.
Resistant and long lasting.
Pre-perforated zones at the back, for easy fastening.

Picture	Product	Design size	Ref.
	No entry	Ø 30 cm	862349
	No stopping	Ø 30 cm	862350
	Stop	Ø 30 cm	862351
	No smoking	Ø 30 cm	862352
	Not allowed to vapote	Ø 30 cm	868039
	No smoking and vaping	Ø 30 cm	868040
	Eye protection sign	Ø 30 cm	862353
	Protective helmet compulsory	Ø 30 cm	862354
	Hearing protection compulsory	Ø 30 cm	862355
	Hand protection compulsory	Ø 30 cm	862356
	Foot protection compulsory	Ø 30 cm	862357
	Mandatory direction	Ø 30 cm	862358
	No mobile phones	Ø 30 cm	862359
	No unauthorised persons	Ø 30 cm	862360

Picture	Product	Design size	Ref.
	No pedestrians	Ø 30 cm	862361
	Electrical hazard	Side 30 cm	862363
	Danger of death	Side 30 cm	862364
	Electrocution risk	Side 30 cm	862365
	Esplosive atmosphère hazard	Side 30 cm	862366
	Slippery floor hazard	Side 30 cm	862367
	Forklift danger	Side 30 cm	862368
	First aid	20x20 cm	862370
	Automatic defibrilator	20x20 cm	862371
	Fire hose reel	20x20 cm	862372
	Ladder	20x20 cm	862373
	Extinguisher	20x20 cm	862374
	Arrow	20x20 cm	862375
	Emergency exit to the right	33x12 cm	862378
	Emergency exit to the left	33x12 cm	862379

SAFETY MIRROR

NEW GISS

Security mirror that provides a clear, defined image. Durable plastic material.
Diameter 70 cm (full sphere).
Interior use.

Mirror type	Viewing angle	Ref.
1/8'' sphere	90°	880544
1/4'' sphere	180°	880545
1/2'' sphere	360°	880546



+ For more safety or control in workshops, warehouses, shops and offices

WORK-SITE LAMP WITH BATTERY

GISS

Orange flashing lamp supplied with one battery.
Automatic start via a solar cell: work only in the dark.
Power supply via 1 or 2 4R-25-6V batteries (1 supplied).
Supplied with an access key to the battery compartment, and with a pass-key for activating one or the other of the batteries.

Ref.
862388





+ Supplied with one battery



› SEE PAGE 498



work-site tracking Ref. 633503

› SEE PAGE 962



G-LUX PLUS workshop lamp Ref. 879784

RUBIX ENGINEERING (“RUBIX”) WARRANTY GUIDE

INTRODUCTION

This guarantee guide (the “Guarantee Guide”) provides the business customer with certain rights and protections in respect of malfunction resulting from defective material or manufacture in the articles in the GISS, CUTLINE, Q-SAFE, MECALINE, HYLOX, Q-META and ROEBUCK portfolio (together, the “Goods”). To the fullest extent permitted under applicable law, RUBIX excludes any warranty not expressly set out in this Guarantee Guide (including but not limited to any implied warranty as to quality, fitness for purpose and / or correspondence with any description of the Goods). Nothing in this Guarantee Guide excludes customer’s rights under Section 12 of the Sale of Goods Act 1979. Subject to mandatory local laws, the warranties detailed in this Guarantee Guide are the customer’s entire remedy in respect of any defects in the Goods, and to the fullest extent permitted by law, customer is not entitled to any damages or compensation in respect of such defects.

GUARANTEES GISS, CUTLINE, MECALINE, HYLOX, Q-META and Q-SAFE – Guarantee G

The following applies to Goods in the GISS, CUTLINE, MECALINE, HYLOX, Q-META and Q-SAFE portfolios.

Implementation

Under this Guarantee G, RUBIX shall (subject to stock availability and the exceptions below), free of charge, either replace the Goods or repair a defective part of the Goods, in accordance with the terms below.

This Guarantee G is provided by authorized RUBIX distributors who sell the Goods to their business customers in the United Kingdom. This Guarantee G is only for the benefit of business customers who purchase the Goods directly from an authorized RUBIX distributor. This Guarantee G is therefore not transferable by the customer to other users or subsequent owners of the Goods.

The guarantee includes parts and work for RUBIX after-sales service during the period specified below, depending on the applicable guarantee level (each a “Warranty Period”). The Warranty Period starts on the date of purchase of the Goods by the customer.

All repairs or replacements (parts and work) undertaken pursuant to this Guarantee G are guaranteed for six months from the date the repair is completed. This six-month guarantee applies only to repairs or replacements undertaken during the preceding service and does not extend any warranty period in respect of any other repairs or replacements. This six-month guarantee does not apply to expendable parts.

RUBIX may at any time modify and remove the Goods presented in its catalogue without notice and without any obligation on its part to exchange or repair Goods previously sold (such Goods being “Discontinued Articles”). If a customer submits a claim under this Guarantee G in respect of a Discontinued Article, RUBIX shall in its sole discretion either replace the article with technically equivalent Goods, or provide a credit note to be used for the subsequent purchase of Goods by the customer.

For information on the practical implementation of this Guarantee G, the customer may contact the authorized RUBIX distributor. To submit any claim under this Guarantee G, the customer must provide a copy of the invoice establishing the identity of the buyer and the date of purchase of the Goods. The customer may also be asked to provide the serial number of the Goods.

Conditions of application

This Guarantee G applies, unless otherwise specified, to any repairs or replacements required as a result of the Goods being used under normal conditions only.

The following are excluded from the Guarantee G:

- Consumable items: these articles deteriorate or become damaged during use and/or are subject to a “use by”-date. They include, but are not limited to, consumables of cutting tools, grinding wheels, abrasive discs, files, batteries, screw kits, adhesives, glues, masks, personal protective equipment.
- Malfunction as a result of:- Normal wear and tear of the Goods;
  - Abnormal wear of the Goods due to use otherwise than in accordance with the purpose of the Goods or RUBIX’s instructions, negligence or improper maintenance by the customer;
  - Management or storage under unsuitable or inappropriate conditions; or- Modifications or repairs carried out outside RUBIX’s after-sales service;
  - An event of force majeure (fire, flood, lightning, or any other event outside RUBIX’s reasonable control recognized as a force majeure event by applicable local laws or jurisdiction).

After the applicable Warranty Period, if a customer requests a repair and such repair is possible (in RUBIX’s sole discretion), RUBIX shall provide a quote for the repair package and shall only undertake the repairs once the customer has accepted the payment of any costs set out in the repair package.

Guarantee levels

RUBIX offers four levels of contractual guarantees in respect of Goods, known as G guarantee:

- G1 Guarantee: Goods are covered by a one (1) year Warranty Period,
- G2 Guarantee: Goods are covered by a two (2) year Warranty Period,
- G3 Guarantee: Goods are covered by a three (3) year Warranty Period,
- G5 Guarantee: Goods are covered by a five (5) year Warranty Period.

The applicable G guarantee for each Good is specified on RUBIX ENGINEERING website: www.rubix-engineering.com. Authorized RUBIX distributors shall also be able to confirm to customers which G guarantee applies to the Goods. In respect of certain Goods, the Warranty Period may also be indicated on the packaging or in the documentation accompanying the Goods.

Any G guarantee period is subject to update or modification under the conditions specified in the “Miscellaneous Provisions” section of this Guarantee Guide.

When Goods are subject to an expiry date, the guarantee applies during the shorter of the period defined by the applicable G guarantee or the expiry date of the Goods.

Routing of the article by the buyer

The customer is responsible for the costs of any transport to and from RUBIX of any Goods to which this Guarantee Guide applies.

ROEBUCK GUARANTEES - GUARANTEE L

The following applies to Goods in the Roebuck portfolio.

Conditions of application

The Roebuck Lifetime Guarantee, known as the L Guarantee, applies to all Roebuck Goods purchased in the United Kingdom by business customers, with the exception of:

- Consumables of cutting and abrasive tools;
- Consumable items (including but not limited to saw blades, cutting blades, drills, batteries, screw kits);
- Pneumatic tools;
- Torque tools, measuring tools or products requiring calibration and/or standardization; and
- Workshop trolleys.

The L Guarantee applies from the date of purchase of the Good and does not expire.

The L Guarantee is not transferable and applies only to the customer who purchased the Roebuck Goods.

Claims under the L Guarantee require the return of the defective Roebuck Goods with the copy of the invoice establishing the identity of the buyer and the date of purchase of the Goods.

This L Guarantee does not apply if the damage or defect was caused by:

- normal wear and tear;
- misuse or any use for which the Goods was not intended;
- modification of the Goods;
- negligence and/or improper maintenance;
- management or storage under unsuitable or inappropriate conditions; or
- modifications or repairs carried out outside RUBIX’s after-sales service.
- an event of force majeure (fire, flood, lightning, or any other event outside RUBIX’s reasonable control recognized as a force majeure event by applicable local laws or jurisdiction).

RUBIX Commitment

Under the L Guarantee, RUBIX shall repair or replace (subject to stock availability and the exceptions above), free of charge, any defective Roebuck Good without time limitation. In the event that RUBIX is no longer able to exchange a Roebuck Good with an identical article, RUBIX shall in its sole discretion provide a technically equivalent article or issue a credit note to be used for the subsequent purchase of Goods by the customer.

The L Guarantee includes parts and work for RUBIX’s after-sales service.

Routing of the article by the buyer

To activate the L Guarantee, the defective Goods must be brought or sent back to the nearest RUBIX agency, with their proof of purchase.

The customer is responsible for the costs of any transport to and from RUBIX of any Goods to which the L Guarantee applies.

GISS COMMITMENT - SATISFIED OR REFUNDED

The following applies to Goods in the GISS portfolio.

Authorized GISS distributors sell Goods from the GISS range to business customers with the “GISS SATISFIED OR REFUNDED” commitment. The GISS SATISFIED OR REFUNDED commitment applies in addition to any G guarantee.

Under the GISS SATISFIED OR REFUNDED commitment, the customer of GISS Goods can, within three months of purchase and subject to the conditions below, request either:

- the replacement of the GISS Goods with other equivalent GISS Goods; or
- a refund of the GISS Goods, which shall be issued in the form of a credit note issued by the authorized GISS distributor to be used for the subsequent purchase of GISS Goods by the customer.

The GISS SATISFIED OR REFUNDED commitment applies only to new GISS Goods that can be bought through RUBIX’s regular marketing channels.

For information on the practical implementation of the GISS SATISFIED OR REFUNDED commitment, the customer may contact an authorized GISS distributor by telephone. The customer shall be required to provide a copy of the invoice establishing the identity of the buyer and the date of purchase of the Goods.

The GISS SATISFIED OR REFUNDED commitment does not apply to GISS Goods which are:

- no longer available for sale by an authorized GISS distributor on the day of the request issued by the customer;
- unfit for re-sale (e. g. open, deconditioned, used or damaged Goods); or
- subject to a “use by”-date.

The GISS SATISFIED OR REFUNDED commitment is granted for the sole benefit of the customer who purchased the Goods directly from an authorized GISS distributor in the United Kingdom. The GISS SATISFIED OR REFUNDED commitment is not transferable to other users or subsequent owners of the GISS Goods.

The customer is responsible for the costs of any transport to and from RUBIX of any GISS Goods to which the GISS SATISFIED OR REFUNDED commitment applies.

The total value of articles exchanged or refunded by an authorized GISS distributor under the GISS SATISFIED OR REFUNDED commitment to the customer is capped at ten percent before tax of the pre-tax value of the amount of purchases of GISS Good bought by that customer from that authorized distributor during the twelve months preceding the request for replacement or refund.

MISCELLANEOUS PROVISIONS

RUBIX may update the Guarantee Guide at any time by updating its website at www.rubix-engineering.com. The applicable version of the Guarantee Guide shall be the version published as at the date a request for repair or replacement is made by the customer.

For any questions regarding the Guarantee Guide, customers can contact:
- Any authorized RUBIX distributors; or
- info-rubix-engineering@rubix.com.

To find the list of RUBIX agencies, visit the following website: www.rubix-group.com

This catalogue renders all previous versions null and void. The catalogue is intended for professionals only. The present catalogue can only be reproduced, in part or in full, with our prior written consent. RUBIX ENGINEERING reserves the right to modify all or part of its product range. Technical information subject to change without prior notice. RUBIX ENGINEERING’s safety and usage tips are not a substitute for any established professional and national regulations. Safety datasheets for products subject to regulations are available upon request. The performance indicators provided are based on test results. They are provided for illustration purposes only. The applicable general terms and conditions of sale are available upon request from your authorised RUBIX distributor as long as stocks last. The photographs are provided for illustration purposes only. Subject to typing errors.

Photos and prepress realised by: elpev. Photos : Philippe THERY.







GISS Roebuck CUTLINE Q-SAFE

www.rubix-engineering.com